

# High Definition Hospitality Plasma Display

# TH-37PR9U

## ■ Product summary

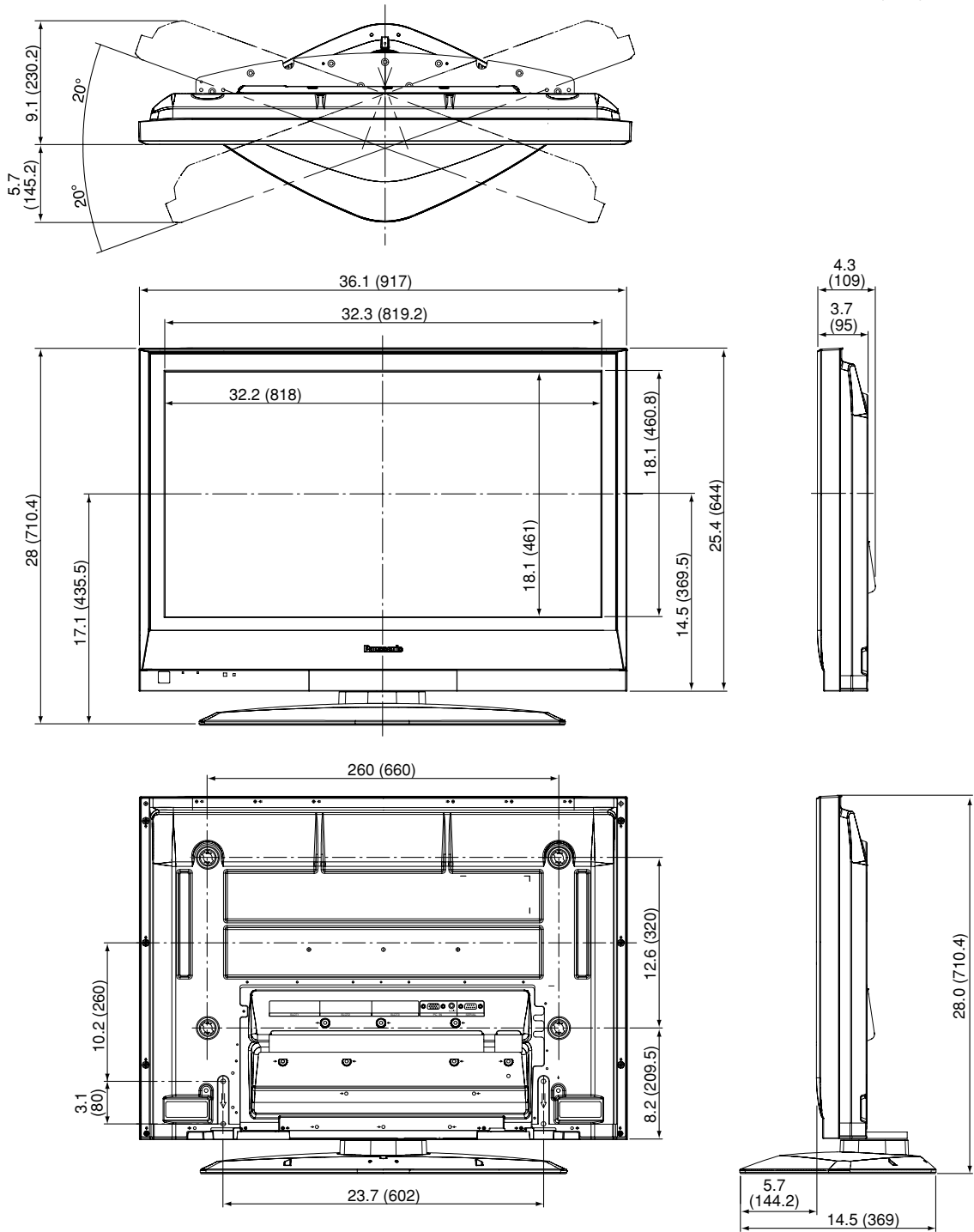
- 37" High Definition Hospitality Plasma Display designed for hotel guest suite TV application.
- Equipped with three interchangeable slots-provide flexible in-hotel TV system solution in a sleek fashion by adding/combining wide variety of optional slot-in boards (including PPV compatible tuner board).
- Available with various hotel-mode settings like Initial Input, Max Volume, etc..
- Compact design with speakers positioned under the screen.

## ■ Product specification (Design and specifications subject to change without notice)

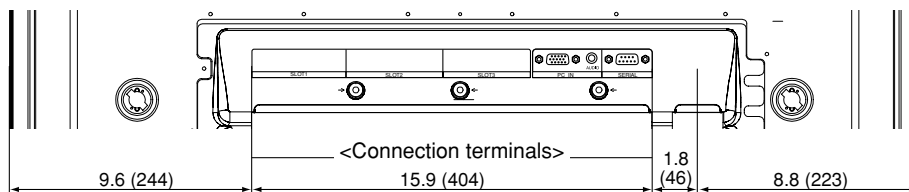
Display	
Screen Size (Diagonal)	37-inch
Aspect ratio	16:9
Effective Display Area (W x H)	32.2" x 18.1" (818 x 461 mm)
Resolution (H x V)	1,024 x 720 pixels (1pixel=3cells for R, G and B)
Pixel Pitch (H x V)	0.800 x 0.635 mm
Brightness	1,200 cd/m <sup>2</sup>
Contrast Ratio (Bright room)	10,000:1 (400:1)
Gradation	3,072 steps (equivalent)
Signal Compatibility	
Scan Rate	Horizontal frequency 15-110 kHz Vertical frequency 48 -120 Hz
PC Signal Compatibility	VGA, SVGA, XGA, SXGA, UXGA ..... (Compressed)
Input / Output	
Fixed Terminals	
PC IN	Mini D-sub 15pin x 1 Analog RGB/Components *Plug & Play (VESA DDC 1/2B)
AUDIO IN	M3 jack x 1
SERIAL	D-sub 9-pin x 1 External control, RS-232C compatible
Interchangeable Terminals	
(Slot1)	Vacant
(Slot2)	Vacant
(Slot3)	Vacant
ELECTRICAL	
Power Requirements	120 V AC, 50 Hz/60 Hz
Power Consumption	300 W
Power off condition	0.1 W
Stand-by condition	Save OFF 0.6 W, Save ON 0.4 W
SOUND	
Speaker	4.8" x 2.4" (120 x 60 mm) x 2 pcs, 8 Ω
Audio Output	20 W [10 W + 10 W] (10% THD)
MECHANICAL	
Dimensions (W x H x D)	36.1" x 25.4" x 3.7" (917 x 644 x 95 mm) (4.3" (109 mm) when including protruding portion of slots)
Weight	approx. 57.3 lbs (26.0 Kg)
ENVIRONMENTAL	
Operating environment	
Temperature	32 °F - 104 °F (0 °C - 40 °C)
Humidity	20 % - 80 % (Non condensation)
Altitude	0 - 9,100 feet (0 - 2,800 m)
Storage environment	
Temperature	-4 °F - 140 °F (-20 °C - 60 °C)
Humidity	20% - 90% (Non condensation)
Altitude	0 - 10,800 feet (0 - 3,300 m)
EMI REGULATIONS	
FCC Part 15 (Class B Digital Devices)	
SAFETY STANDARDS	
UL6500 Ver.2	
INCLUDED ACCESSORIES	
• Fixing Band x 2 • AC power cord • Operating instruction book	
OPTIONAL ACCESSORIES	
• Wall-hanging bracket (vertical, angled) • Pedestal • Tuner board • Terminal boards • Remote control	

# ■Dimensions (Shown with optional Pedestal stand)


Units : inches (mm)



## <Terminal dimension>




## <Connection terminals>



## ■ Preset Input Signals

Signal name	Horizontal Frequency (kHz)	Vertical Frequency (Hz)	Optional Terminal Board								
			Composite Video TY-42TM6B/V	Component Video TY-42TM6A/Z	PC Input TY-42TM6P	RGB (Digital) TY-42TM6D	HDMI TY-FB8HM	BNC Dual Video TY-FB9BD	PC IN (D-Sub15pin) Fixed Terminal		
<b>Composite</b>	NTSC	15.73	59.94	Y					Y		
	PAL	15.63	50.00	Y					Y		
	PAL60	15.73	59.94	Y					Y		
	SECAM	15.63	50.00	Y					Y		
	Modified NTSC	15.73	59.94	Y					Y		
<b>Component</b>	525 (480)/60i	15.73	59.94		Y	Y				Y	
	525 (480)/60p	31.47	59.94		Y	Y	Y	Y		Y	
	625 (575)/50i	15.63	50.00		Y	Y				Y	
	625 (575)/50p	31.25	50.00		Y	Y	Y	Y		Y	
	750 (720)/60p	45.00	60.00		Y	Y	Y	Y		Y	
	750 (720)/50p	37.50	50.00		Y	Y	Y	Y		Y	
	1125 (1080)/60i	33.75	60.00		Y	Y	Y	Y		Y	
	1125 (1080)/50i	28.13	50.00		Y	Y	Y	Y		Y	
	1125 (1080)/24p	27.00	24.00		Y	Y				Y	
	1125 (1080)/24sF	27.00	48.00		Y	Y				Y	
	1125 (1080)/25p	28.13	25.00		Y	Y				Y	
	1125 (1080)/30p	33.75	30.00		Y	Y				Y	
	1250 (1080)/50i	31.25	50.00		Y	Y				Y	
	<b>RGB</b>	640 x 400 @70Hz	31.46	70.07		Y	Y				Y
		640 x 480 @60Hz	31.47	59.94		Y	Y	Y	Y		Y
		640 x 480 @72Hz	37.86	72.81		Y	Y				Y
		640 x 480 @75Hz	37.50	75.00		Y	Y				Y
		640 x 480 @85Hz	43.27	85.01		Y	Y				Y
		852 x 480 @60Hz	31.47	59.94		Y	Y	Y			Y
		800 x 600 @56Hz	35.16	56.25		Y	Y				Y
800 x 600 @60Hz		37.88	60.32		Y	Y	Y			Y	
800 x 600 @72Hz		48.08	72.19		Y	Y				Y	
800 x 600 @75Hz		46.88	75.00		Y	Y				Y	
800 x 600 @85Hz		53.67	85.06		Y	Y				Y	
1024 x 768 @60Hz		48.36	60.00		Y	Y	Y			Y	
1024 x 768 @70Hz		56.48	70.07		Y	Y				Y	
1024 x 768 @75Hz		60.02	75.03		Y	Y				Y	
1024 x 768 @85Hz		68.68	85.00		Y	Y				Y	
1152 x 864 @75Hz		67.50	75.00		Y	Y				Y	
1280 x 960 @60Hz		60.00	60.00		Y	Y				Y	
1280 x 960 @85Hz		85.94	85.00		Y	Y				Y	
1280 x 1024 @60Hz		63.98	60.02		Y	Y				Y	
1280 x 1024 @75Hz		79.98	75.03		Y	Y				Y	
1280 x 1024 @85Hz		91.15	85.02		Y	Y				Y	
1600 x 1200 @60Hz		75.00	60.00		Y	Y				Y	
1600 x 1200 @65Hz		81.25	65.00		Y	Y				Y	
1066 x 600 @60Hz		37.88	60.32		Y	Y	Y			Y	
1366 x 768 @60Hz		48.36	60.00		Y	Y	Y			Y	
Mac 13 (640 x 480)		35.00	66.67		Y	Y				Y	
Mac 16 (832 x 624)		49.72	74.54		Y	Y				Y	
Mac 21 (1152 x 870)		68.68	75.06		Y	Y				Y	

### Serial RS232C: D-Sub 9-Pin (Female)



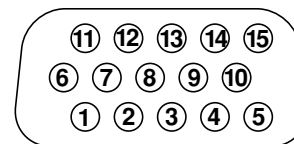
#### Pin Assignment and Signal Name

Pin No.	Signal name	Descriptions
1	CD	NC
2	RXD	Receive Data
3	TXD	Transmit Data
4	DTR	Not used
5	GND	Ground
6	DSR	Not used
7	RTS	Short Circuit
8	CTS	
9	RI	NC

#### Transmitting Conditions

Signal Level	Complied with RS232C
Synchronous System	Start/Stop Synchronous Communication
Baud Rate	9600 bps
Parity	Nil
Character Length	8 bits
Stop Bit	1 bit
X Parameter	Nil

### PC Input: D-Sub 15-Pin (Female)



#### Signal Name

Pin No.	Signal name
1	R (PR/CR)
2	G (Y)
3	B (Pb/Cb)
4	GND (Ground)
5	GND (Ground)
6	GND (Ground)
7	GND (Ground)
8	GND (Ground)
9	NC (Not)
10	GND (Ground)
11	GND (Ground)
12	SDA
13	HD/SYNC
14	VD
15	SCL