


General Description

The SBC-DC takes the place of a battery, allowing you to connect a PS41 AC adaptor to the following Shure bodypack receivers:


- UR5
- P10R
- P9RA

Included Components

- ① Cable Adapter (95A16797)
- ② T6 L-wrench (95A20192)
- ③ T6 Adapter Screw (30A20412)
- ④ DC Adapter (90A16794)



Installation




Keep screws for future reinstallation.
Do not reuse for the DC adapter.



T6 screw for bodypack insert





IMPORTANT: Only use screws included with the adapter.



T6 Adapter screw for SBC-DC



Specifications

Input

8 to 20 V DC

Output

3V DC

Operating Temperature Range

-18°C (0°F) to 57°C (0°F to 135°F)