

Overview

An 8-channel live streaming mixer featuring 2 phantom power inputs for condenser mics, an integrated USB audio interface, voice changer and sampler.



Features

- Two mic/line inputs and two headphone outputs can be used simultaneously
- +48 V phantom power on CH1 and 2 for condenser mics or DI boxes
- Four FX preset buttons for CH1, Hi-Z input for guitars on CH2
- Three stereo inputs with assignable faders, switchable input source for LINE/USB
- 4-pole mini input/output (TRRS) on CH7/8
- MONITOR OUT (XLR + TRS) and MIX OUT (TRS)
- Six sound pads trigger audio samples in real time to add color to live streams
- Internal circuitry delivers highest sound-quality in the AG series
- 24-bit, 48 kHz Multi-channel audio recording and playback (WDM/Core Audio, ASIO)
- Flexible inputs and outputs ideal for live streaming
- DSP effects (Voice Changer, Amp Simulator, Comp, EQ, Reverb, Delay, Ducker, Maximizer)
- AG08 Controller (Windows/Mac/iOS) for precise parameter control and detailed audio management
- 60 mm faders and Mute buttons for each input
- Footswitch functionality for more versatile system control
- Windows/Mac support via USB-C connection
- iOS connectivity via Apple Camera Adapter (requires external USB power supply)
- Android supported by 4-pole mini input/output (TRRS)
- USB-C power input (5 V DC, 1.5 A)
- Cubase AI, WaveLab Cast, Cubasis LE are available

Specifications

1/2

General Specifications

0 dBu = 0.775 Vrms, Output impedance of signal generator (Rs) = 150 Ω

All level controls are nominal if not specified. Monitor Out knob nominal position is 3 o'clock.

Frequency Response	Input *4 to MONITOR OUT	+0.5 dB/-1.5 dB (20 Hz to 20 kHz), refer to the nominal output level @ 1 kHz, GAIN knob: Min
Total Harmonic Distortion (THD+N)	Input *4 to MONITOR OUT	0.03 % @ 0 dBu (20 Hz to 20kHz), GAIN knob: Min 0.008 % @ +4 dBu (1kHz), GAIN knob: Min
Hum & Noise *2 (20 Hz to 20 kHz)	Equivalent Input Noise	-128 dBu (Mono Input Channel, Rs: 150Ω, GAIN knob: Max)
	Residual Output Noise	-93 dBu (MONITOR OUT, MONITOR knob: Min)
Crosstalk (1 kHz) *3 *4		-80 dB
Input Channels		Mono (MIC/LINE): 2 including HEADSET MIC (Plug-in Power) (CH1 MIC and HEADSET MIC cannot be used simultaneously.), Stereo(LINE): 3
Output Channels		MONITOR OUT: 1, MIX OUT: 1, PHONES: 2 (PHONES and HEADSET PHONES cannot be used simultaneously.), AUX OUT: 1
Input Channel Function	PAD (CH1, CH2)	26 dB
	DSP	CH1: COMP/EQ, VOICE CHANGER, REVERB/DELAY, MUTE CH2: COMP/EQ, AMP SIM, REVERB/DELAY, MUTE CH3/4, 5/6, 7/8: DUCKER, MUTE
	PEAK LED	LED turns on when the signal reaches 3 dB below clipping level.
Output Channel Function	DSP	SOUND PAD MAXIMIZER, CUE
Level Meter	USB OUTPUT level	2 x 6 point LED meter
USB Audio	8 IN / 14 OUT	USB Audio Class 2.0 compliant, Sampling Frequency: Max 48 kHz, Bit Depth: 24-bit
Phantom Power Voltage		+48 V
FOOT SW		INPUT MUTE, TAP TEMPO, VOICE EFFECT, OUTPUT DIMMER
Power Requirements		DC 12 V, 1.5 A / USB Type-C 5 V, 1.5 A
Power Consumption		7.5 W
Dimensions (W x H x D)		290 mm x 88 mm x 222 mm (11.4" x 3.5" x 8.7")
Net Weight		2.2 kg (4.9 lbs)
Included Accessory		AC Adaptor PA-150B, USB2.0 Cable (1.5m), Start Guide, Safety Guide, Wavelab Cast Download Information, Cubase AI Download Information
Optional Accessory		Foot Switch: FC5
Operating Temperature		0 to +40°C

*1 THD+N is measured with 22 kHz LPF.

*2 Noise is measured with A-weighting filter.

*3 Crosstalk is measured with 1 kHz band pass filter.

*4 Excludes HEADSET MIC (Plug-in Power) input and AUX OUT output paths.

Analog Input Characteristics

0 dBu = 0.775 Vrms

Input Jacks	PAD 26 dB	GAIN Trim/SW Position	Actual Load Impedance	For Use With Nominal	Input level			Connector
					Sensitivity *1	Nominal	Max. before Clip	
MIC/LINE 1 – 2	OFF	10	3 kΩ	50-600 Ω Mics/ Lines	-76 dBu (0.123 mV)	-60 dBu (0.123 mV)	-50 dBu (2.451 mV)	Combo Jack *2 (Balanced)
		0			-30 dBu (24.50 mV)	-14 dBu (154.6 mV)	-4 dBu (489.0 mV)	
	ON	10			-50 dBu (2.451 mV)	-34 dBu (15.46 mV)	-24 dBu (48.90 mV)	
		0			4 dBu (489.0 mV)	+12 dBu (3.085 V)	+22 dBu (9.757 V)	
HEADSET MIC	-	HIGH	1.5 kΩ *4	-	-58 dBu (0.976 mV)	-42 dBu (6.156 mV)	-32 dBu (19.47 mV)	3.5mm Phone Jack For CH1 HEADSET MIC (Plug-in Power / Unbalanced)
		MID			-48 dBu (3.085 mV)	-32 dBu (19.47 mV)	-22 dBu (61.56 mV)	
		LOW			-38 dBu (9.757 mV)	-22 dBu (61.56 mV)	-12 dBu (194.7 mV)	

Specifications

2/2

Input Jacks	PAD 26 dB	GAIN Trim/SW Position	Actual Load Impedance	For Use With Nominal	Input level			Connector
					Sensitivity *1	Nominal	Max. before Clip	
INPUT CH2 GUITAR *5	OFF	10	1 M Ω	-	-72 dBu (0.195 mV)	-56 dBu (1.228 mV)	-46 dBu (3.884 mV)	Phone Jack *2 (Unbalanced)
		0			-26 dBu (38.84 mV)	-10 dBu (245.1 mV)	0 dBu (775.0 mV)	
	ON	10			-46 dBu (3.884 mV)	-30 dBu (24.51mV)	-20 dBu (77.50mV)	
		0			0 dBu (0.775 V)	-	+10 dBu (2.451 V)	
LINE3/4	-	HIGH	10 k Ω	600 Ω Lines	-24 dBu (48.90 mV)	-8 dBu (308.5 mV)	+2 dBu (975.7 mV)	LINE 3/4 Phone Jack *3 (Unbalanced)
		LOW			-14 dBu (154.6 mV)	+2 dBu (975.7 mV)	+12 dBu (3.085 V)	
LINE 5/6, 7/8	-	-	10 k Ω	600 Ω Lines	-24 dBu (48.90 mV)	-8 dBu (308.5 mV)	+2 dBu (975.7 mV)	LINE 5/6 RCA pin and 3.5 mm Phone Jack *6 (Unbalanced) LINE 7/8 3.5 mm Phone Jack *7 (CTIA)

*1 Sensitivity is the lowest level that will produce an output of +4dBu (1.23V) or the nominal output level when the unit is set to maximum gain. (All level controls are at their maximum position.)

*2 1 & Sleeve = GND, 2 & Tip = HOT, 3 & Ring = COLD

*3 Tip = Signal, Sleeve = GND

*4 For CH1, HEADSET MIC

*5 For CH2, GUITAR switch is ON

*6 Tip = Signal L, Ring = Signal R, Sleeve = GND

*7 Tip = Signal L, Ring1 = Signal R, Ring2 = GND, Sleeve = Output for Smartphone

Analog Output Characteristics

0 dBu = 0.775 Vrms

Output Terminals	Actual Source Impedance	For Use With Nominal	Output Level		Connector
			Nominal	Max. before Clip	
MONITOR OUT [L, R]	150 Ω	10 k Ω Lines	+4 dBu (1.228 V)	+14 dBu (3.884 V)	XLR-3-32 *8 Phone Jack *9 (Balanced)
MIX OUT [L, R]	150 Ω	10 k Ω Lines	+4 dBu (1.228 V)	+14 dBu (3.884 V)	Phone Jack *9 (Balanced)
PHONES	120 Ω	40 Ω Phones	1.5 mW + 1.5 mW	6 mW + 6 mW	Phone Jack 3.5 mm Phone Jack
AUX OUT	150 Ω	1.5 k Ω Line	-30 dBu (24.51 mV)	-20 dBu (77.50 mV)	3.5 mm Phone Jack *10 (CTIA)

*8 1 = Ground, 2 = Hot, 3 = Cold

*9 Tip = HOT, Ring = COLD, Sleeve = GND

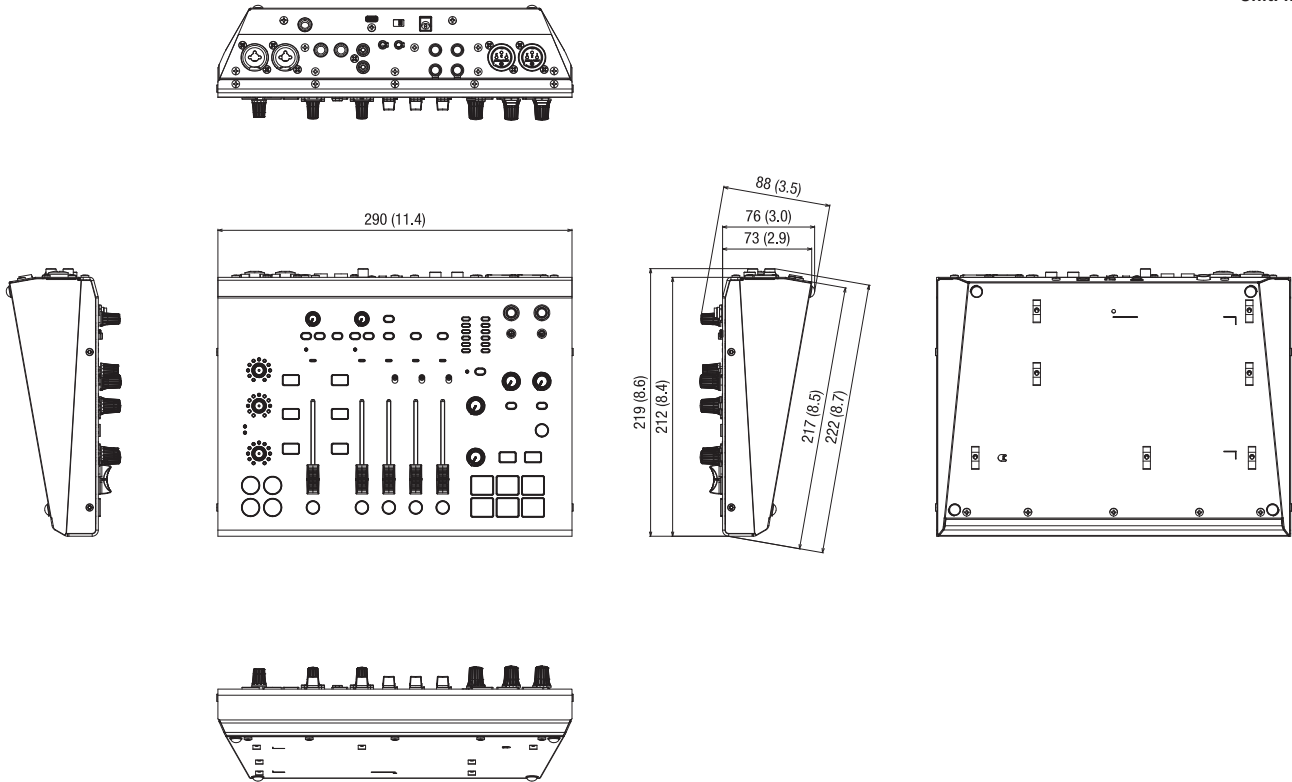
*10 Tip = Signal L, Ring1 = Signal R, Ring2 = GND, Sleeve = Output for Smartphone

Digital Input / Output Characteristics

Terminals	Format	Data Length	Fs	Connector
USB	USB Audio Class 2.0 / Yamaha Steinberg USB Driver	24-bit	48 kHz	USB Type-C

Dimensions

Unit: mm (inch)



Options

- Foot Switch FC5

Software

- AG08 Controller
- Steinberg Cubase AI
- Steinberg WaveLab Cast
- Steinberg Cubasis LE

Architectural and Engineering Specifications

The Yamaha AG08 shall be a flexible 8-channel Live Streaming Mixer with an integrated USB audio interface and built-in signal processing for live streaming applications.

The AG08 shall have eight inputs: 2 mono and 3 stereo. Mono signals shall be input to channels 1 and 2 via combo connectors that accept line input or microphone input with switchable 48-volt phantom power and attenuation pads for level matching. A 3.5 mm stereo mini jack shall additionally allow input to channel 1 from a plug-in powered headset microphone. A switch shall be provided that allows the channel 2 input to accept Hi-Z mono guitar input. Stereo line level input to channels 3/4 shall be input via a pair of 6.3 mm TRS phone jacks. Stereo line level input to channels 5/6 shall be input via a pair of RCA jacks or a 3.5 mm TRS jack that can be used with gaming devices. Stereo line level input to channels 7/8 shall be input via a 4-pole mini jack (TRRS) that can be used for smartphone connection.

Digital connectivity shall be provided via a USB-C connector. A 12V DC input connector shall be provided to power the device from the supplied PA-150B AC adaptor. The AG08 shall also be capable of utilizing bus power when connected to a computer that can provide 1.5A or higher bus power. Digital audio input and output shall be transferred via the USB-C connector.


Analog output shall be delivered via a pair of 6.3 mm phone jacks for main stereo mix output, a pair of balanced XLR type jacks and a pair of 6.3 mm TRS phone jacks for monitor output, two 6.3 mm stereo phone jack headphone outputs, and a 3.5 mm mini stereo jack headphone output that can be used in conjunction with the 3.5 mm stereo mini jack provided for plug-in powered headset microphone input, mentioned above.

Headphone outputs 1 and 2 shall have independent level controls and MIX MINUS switches for channels 1 and 2, respectively. Independent 60 mm linear faders shall be provided for channels 1, 2, 3/4, 5/6, and 7/8 (five faders in total). The channel 3/4, 5/6, and 7/8 faders shall be assignable, with audio sources selectable from the LINE inputs or USB input, and output that can be individually included or excluded from the STREAMING OUT feed. All channels shall have mute buttons.

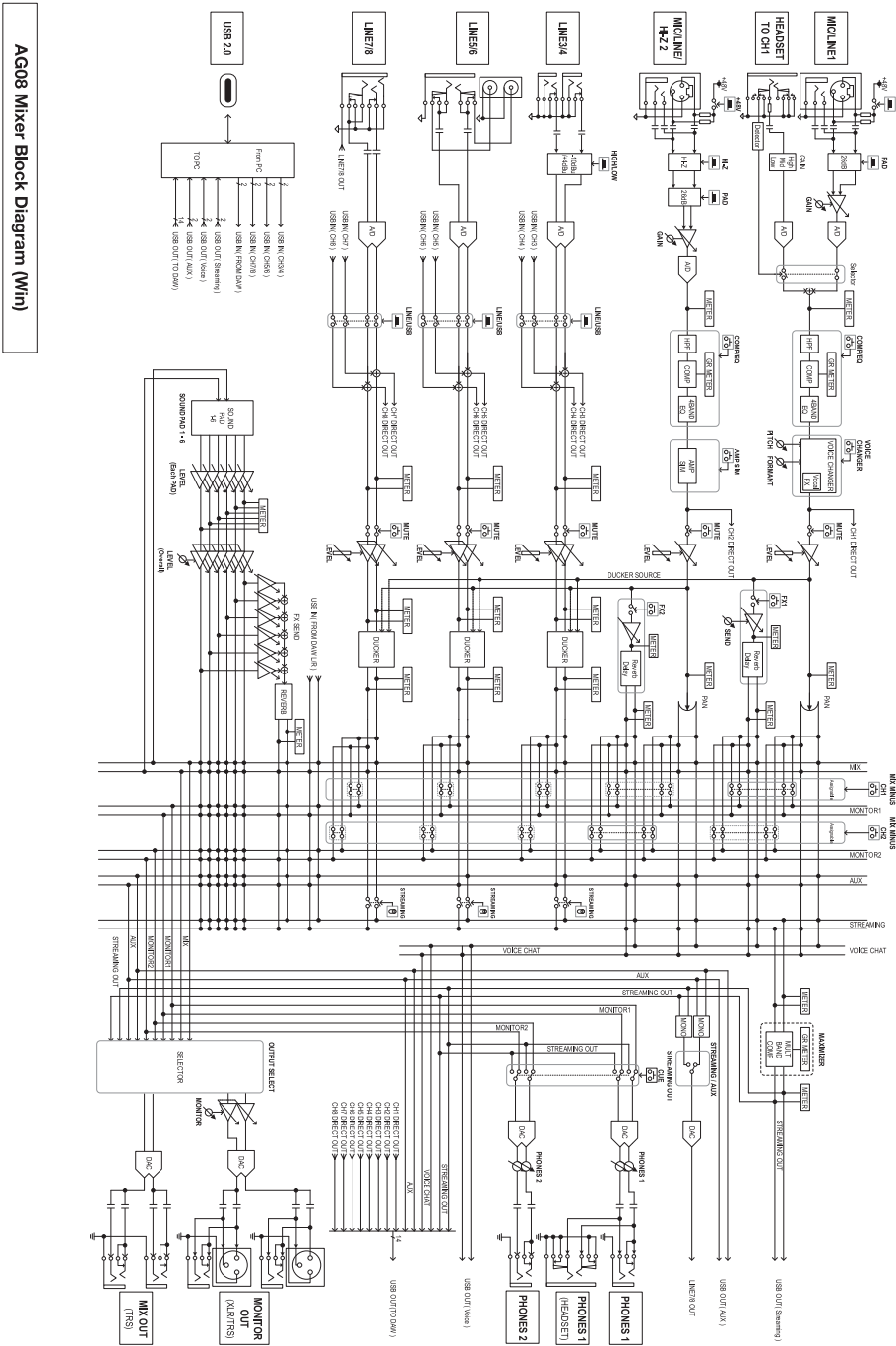
An AG08 Controller app for iPads and Mac or Windows desktop computers shall be available, providing detailed controlled of the internal AG08 DSP functions listed below as well as channel 1 and 2 panning. Compression/EQ, reverb, delay, and amp simulation shall be included for convenient signal processing. Channels 1 and 2 shall additionally feature a Priority Ducker that automatically attenuates channels 3 through 8 when input is received at channels 1 and 2. For channel 1 only there shall be a Voice Changer effect. The AG08 reverb, delay, and Voice Changer effects shall be operable from physical controls on the panel as well as the AG08 Controller app. A Maximizer function shall provide final mastering processing for the streamed output. Four FX Preset buttons for channel 1 shall be provided to allow seamless switching between customized effects.

A built-in sampler with 6 customizable sound pads shall be provided for adding real-time sound effects to streamed content. The AG08 shall be equipped with a 24-bit/48-kHz USB digital audio interface for multitrack recording and playback. Two color variations shall be available: the AG08W in white and the AG08B in black. Dimensions shall be 290 (W) x 222 (D) x 88 (H) mm. Weight shall be 2.2 kg.

Level Diagrams

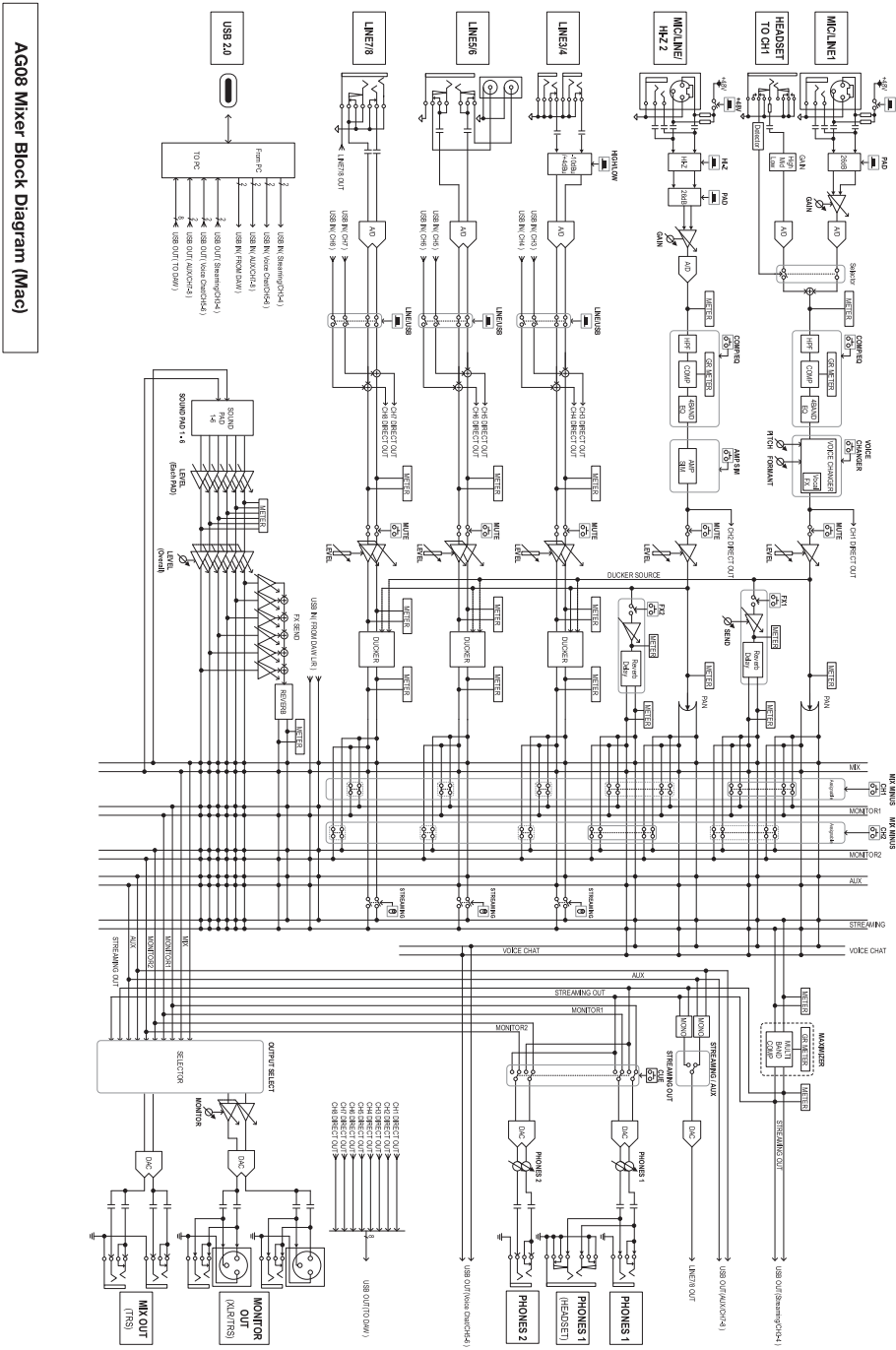


Block Diagrams



AG08 Mixer Block Diagram (Win)

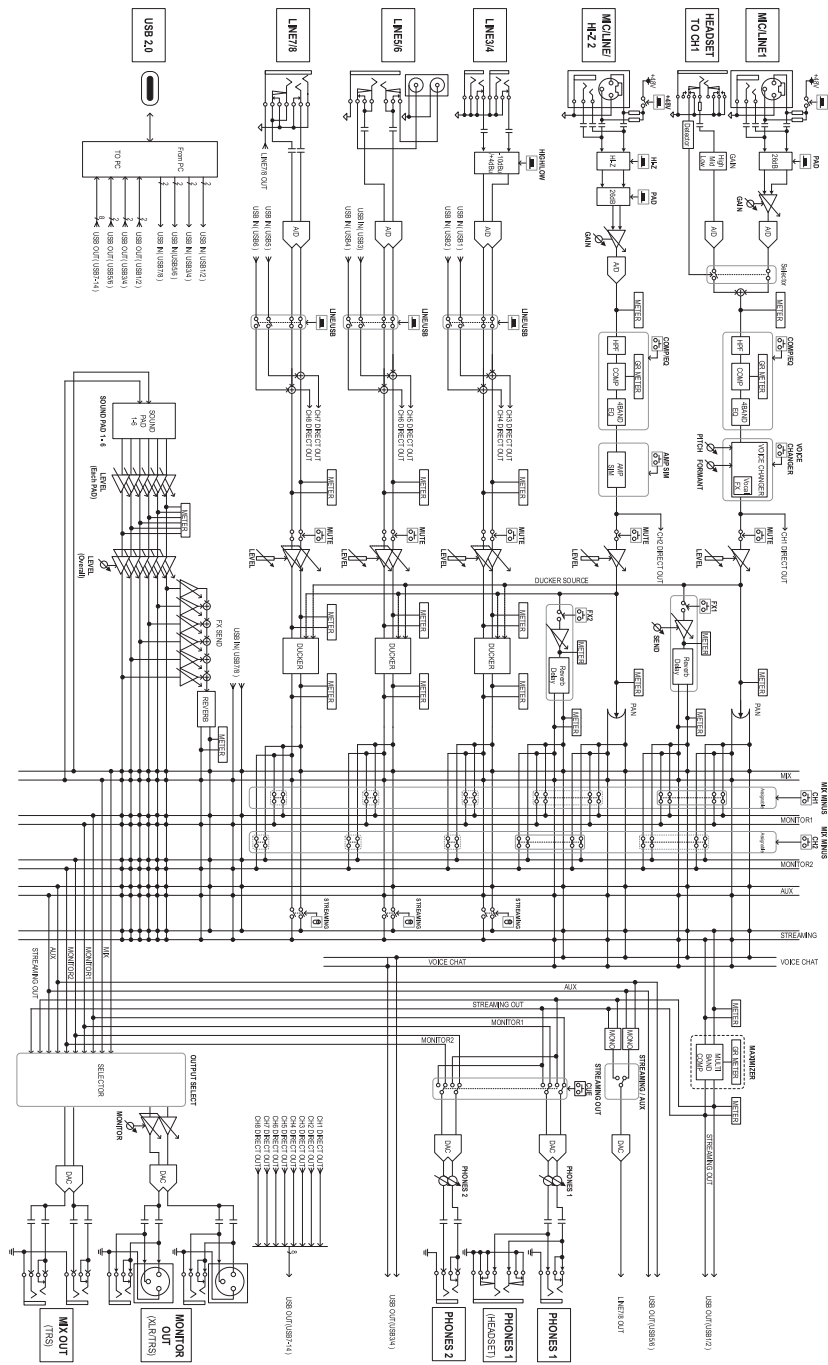
Block Diagrams



AG08 Mixer Block Diagram (Mac)

Block Diagrams

AG08 Mixer Block Diagram (iPhone/iPad)



*All information subject to change without notice.

*All trademarks and registered trademarks are property of their respective owners.

Created in January, 2023