




Model No.

CMSD-324

Center Mount Shelf Deep



Top view

Panel Space: 3U
Overall Height: 5.25" [133]
Overall Depth: 24.00" [610]
Overall Width: 19.00" [483]

THE CMSD SERIES rackmount shelf is a versatile solution to hold non-standard equipment in a two-post rack with 6"D channels.

FEATURES

CONSTRUCTION:

- One piece 16-gauge certified US steel
- Vented base for passive heat dissipation
- Smooth black powder epoxy finish

LOAD CAPACITY: 50 lbs. [23kg]

ORIGIN: Made in the USA

A&E SPECIFICATIONS

The two-post rack with 6"D channel shall include Lowell center-mount shelf model CMSD-324, which shall be on-piece, 16-gauge US steel construction measuring 19.00"W x 24.00"D x 3U. The shelf shall have a vented base and a smooth black powder epoxy finish.

SERIES SUMMARY

THIS
SPEC

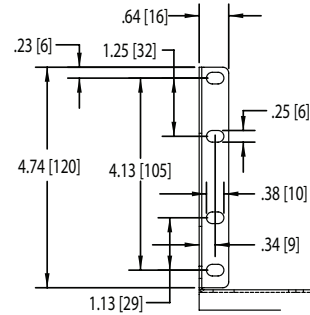
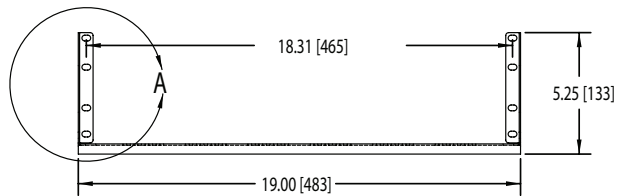
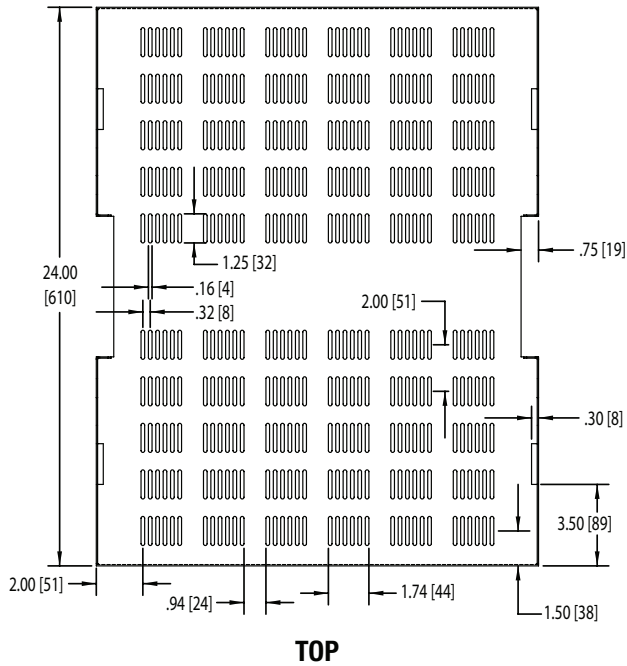
Model No.	Description	Rack Units	Panel Space	Overall Depth	Overall Width	For Rack Channel Depth
CMSD-220	Center-mount shelf, deep	2U	3.50" [89]	20.00" [508]	19.00" [483]	6.00" [152]
CMSD-324	Center-mount shelf, deep	3U	5.25" [133]	24.00" [610]	19.00" [483]	6.00" [152]

Dimensions (rounded) – inches and [mm]; 1U = 1.75"



TECHNICAL DRAWINGS

Dimensions are inches and [mm] unless stated otherwise.



DETAIL "A"

