

Top view

Model No.

# CMSD-220

Center Mount Shelf Deep

Panel Space: 2U  
 Overall Height: 3.5" [89]  
 Overall Depth: 20.00" [508]  
 Overall Width: 19.00" [483]



THE CMSD SERIES rackmount shelf is a versatile solution to hold non-standard equipment in a two-post rack with 6"D channels.

## FEATURES

CONSTRUCTION:

- One piece 16-gauge certified US steel
- Vented base for passive heat dissipation
- Smooth black powder epoxy finish

LOAD CAPACITY: 50 lbs. [23kg]

ORIGIN: Made in the USA

## A&E SPECIFICATIONS

The two-post rack with 6"D channel shall include Lowell center-mount shelf model CMSD-220, which shall be on-piece, 16-gauge US steel construction measuring 19.00"W x 20.00"D x 2U. The shelf shall have a vented base and a smooth black powder epoxy finish.

## SERIES SUMMARY

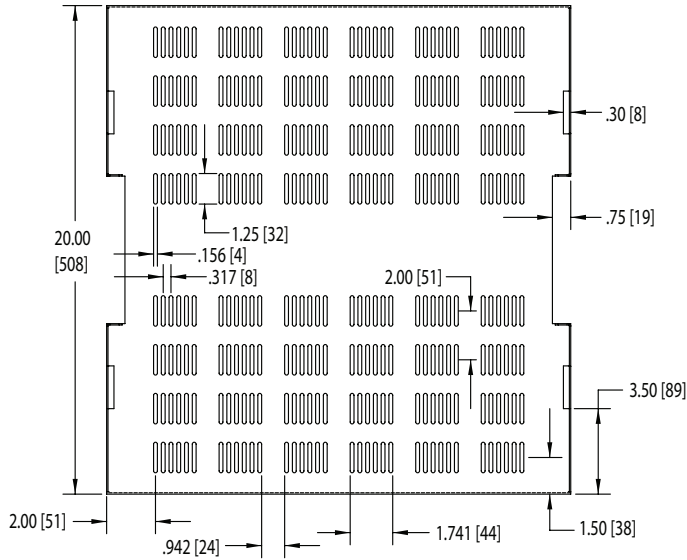
Model No.	Description	Rack Units	Panel Space	Overall Depth	Overall Width	For Rack Channel Depth
<b>CMSD-220</b>	<b>Center-mount shelf, deep</b>	<b>2U</b>	<b>3.50" [89]</b>	<b>20.00" [508]</b>	<b>19.00" [483]</b>	<b>6.00" [152]</b>
CMSD-324	Center-mount shelf, deep	3U	5.25" [133]	24.00" [610]	19.00" [483]	6.00" [152]

Dimensions (rounded) – inches and [mm]; 1U = 1.75"

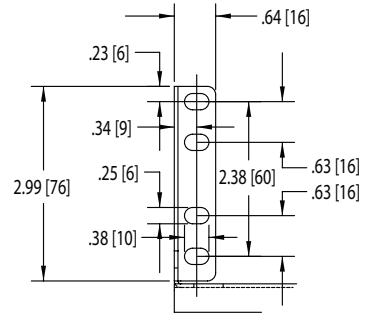


# TECHNICAL DRAWINGS

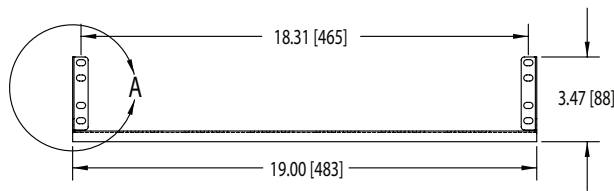
Dimensions are inches and [mm] unless stated otherwise.



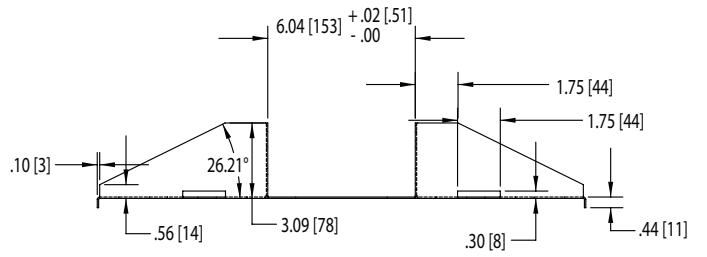
**TOP**



**DETAIL "A"**



**FRONT**



**SIDE**

