

Specifications	
Model number	PLV-Z2000
LCD panel system	Three 0.74-inch (1.78 cm) TFT active matrix type panels
Optical system	Dichroic mirror separation/prism
Panel size	Three 0.74-inch panels, 16:9 aspect ratio
Panel resolution	1,920 x 1,080 dots
Number of pixels	2,073,600 (1,920 x 1,080) x 3 total 6,220,800
Pixel arrangement	Stripes
Projection lens	F 2.0 to F 3.0, f = 22.6 to 45.3 mm, 1x to 2.0x manual zoom and focus
Projection lamp	165 W UHP lamp
Screen size	Adjustable from 40 to 300 inches
Color reproduction	Approx. 1,070 million colors
Throw distance	From 1.2 m to 18.4 m
Picture brightness	1,200 lm (Dynamic mode)
Uniformity	85% (Corner to center)
Contrast ratio	15,000:1 (Dynamic mode)
Fan noise	19 dBA (Lamp mode: Eco)
Scanning frequency	H sync: 15-80 kHz, V sync 50-100 Hz
Dot clock	100 MHz or less (analog RGB, component)
Color systems	PAL, SECAM, NTSC, NTSC 4.43, PAL-M, PAL-N
Video signals	HDMI™, Composite, S-Video, Component
Video terminals	HDMI™ (ver 1.3a Deep Color) terminal 19-pin x 2, RCA type (Y, Pb/Cb, Pr/Cr) x 2, Mini DIN 4-pin x 1 (S-Video)
Computer compatibility	WXGA/SXGA/XGA/SVGA/VGA/MAC
Computer terminals	Analog RGB x 1 (Mini D-sub 15-pin)
Communication terminal	Service port (RS-232C)
Operating temperature	5 to 35°C
Rated power supply	100-240 V AC, 50 Hz/60 Hz auto voltage selection
Power consumption	252 W
Dimensions	400 (W) x 146 (H) x 346 (D) mm
Net weight	7.3 kg (11.0 lbs.)
Standard accessories	AC power cord (3 m), Wireless remote control unit, AA alkaline battery x 2

- Safety Precautions

 - Do not install the LCD projector in areas exposed to water, humidity, dust, oil or smoke, or in close proximity to heat sources. Make sure the heat vents are not blocked. Fire, electrical shock or unit malfunction may result if the above precautions are neglected.
 - Do not look through the lens while projecting, as damage to the eyes could result. Take special care when children are close by.
- Remarks

 - Spare LCD projector parts are kept in stock for at least eight years after the product is discontinued.
 - LCD panel manufacturing requires extremely high-precision technology, with pixels having a 99.99% quality control rating. However, there does exist a 0.01% or smaller possibility of dead pixels or constantly-lit pixels.
 - Please note that product colors in the brochure may differ slightly from those of actual products.
 - All screen pictures in the brochure are simulated.
 - All company and product names are the trademarks or registered trademarks of their respective owners.
 - Product appearance and specifications are subject to change without notice.

*Specifications subject to change without notice.

Further details regarding this product can be accessed at <http://www.sanyo-lcdp.com/english/>

*Caution: please consult the instruction manual to ensure safe and proper operation of the product.

Distributed by:





SANYO Electric Co., Ltd.
DI Company

©2007 SANYO Printed in Japan 2007.11 SI.
SML097

Options


■ Ceiling mounting



Low ceiling metal fitting
POA-CHS-US01


High ceiling metal fitting
POA-CHL-UL01

Installation example



Z2000 Bracket assembly
POA-CHB-Z2

■ Replacement lamp

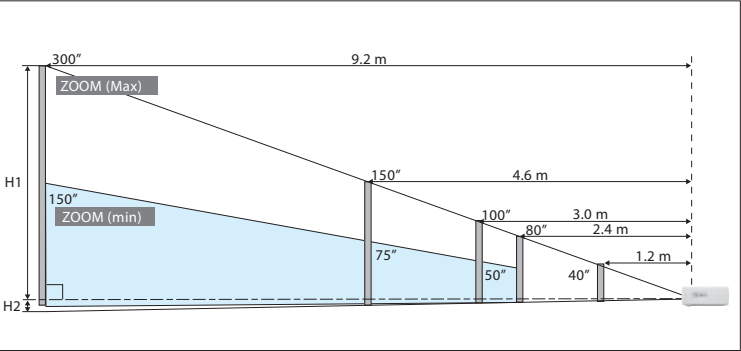


POA-LMP114

■ Cable

HDMI Cable (5 m)
POA-CA-HDMI (for ver.1.2-1.0)

Approximate throw distance / picture size



Screen size (inches)	80"	90"	100"	110"	120"	150"	300"
Zoom (max)	2.4 m	2.7 m	3.0 m	3.3 m	3.7 m	4.6 m	9.2 m
Zoom (min)	4.9 m	5.5 m	6.1 m	6.7 m	7.3 m	9.2 m	18.4 m

*Approximate throw distances shown above were calculated based on lens design specifications.
Please note that up to 5% deviation may result due to lens variations.



Pixelworks ICs are used in this projector

Think GAIA
For Life and the Earth

Home Cinema Projector



PLV-Z2000 Series



Experience a Beautiful New Reality

Z **FULL HD**
PLV-Z2000


Images Filled with Emotion

The ultimate prerequisite for a home-use cinema projector is the ability to produce images that evoke feelings in the people who view them. The full-HD panels in Sanyo's Z2000 projector achieve this with high-definition images that contain intricate details, lifelike depth, rich gradation and, most importantly, delicate emotion.

All of these remarkable elements, which were previously found only on the large screens of a movie theater, can now be enjoyed at home with the new Z Series from Sanyo.

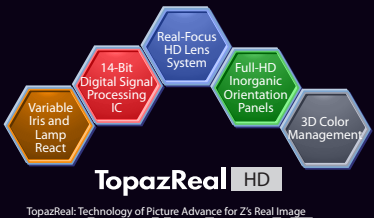
Z  **FULL HD**
PLV-Z2000





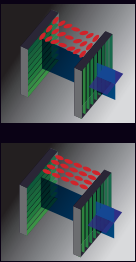

TopazReal-HD

TopazReal-HD is an original video solution developed by SANYO to unleash the full image potential from today's advanced full-HD sources. This technology helps convey the ambience in a scene with such exceptional fidelity, you'll feel as if you've entered another reality. TopazReal-HD goes beyond conventional technology to reproduce images that are vibrantly alive and rich in emotion.



Full-HD Inorganic Orientation LCD Panels

The gentle curvature of each individual eyelash over a shining pupil...Only full-HD can render images with such exquisite detail and clarity. SANYO's inorganic orientation LCD panel features the "Normally Black System," which reproduces deep, crisp blacks that give images greater depth and an enhanced three-dimensional effect. You enjoy pictures that are deep, crisp and remarkably true to life. Which are beyond conventional technology to



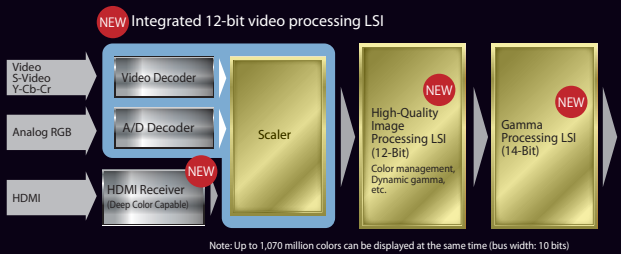
Normally White (Conventional Panel)
Black is displayed when voltage is applied. Blackout may occur.

Normally Black (Inorganic Orientation Panel)
Black is displayed when no voltage is applied. Black reproduction is significantly improved.

New-Generation Inorganic Orientation LCD Panels "C-FINE"
The Z2000 series introduces a new LCD panel that incorporates "D7" process technology. Thanks to 12-bit processing, the LCD driver makes it possible to reproduce images with delicate color nuances and smooth, fine gradation.
NOTE: C-FINE is a trademark of Seiko Epson Corporation.


14-Bit Gamma and High-Quality Image Processing Circuitry

Burgundy, vermillion, scarlet, crimson, rose—there are countless shades of red. That's why the ability to express details is essential to delivering a truly high-quality image. In the Z2000 series, 12-bit processing is used at each imaging stage and 14-bit processing is used for gamma correction. This advanced circuitry achieves smooth gradation for beautiful



15,000:1 Contrast Ratio*—Variable Iris and Lamp React

The Z2000 is equipped with two functions that together analyze and adjust the light intensity for each scene in real time, helping ensure crisper, more dynamic images. The Variable Iris System opens and closes the aperture in front of the lens. The Lamp React Function varies the brightness of the lamp itself. The Z2000 also uses a newly evolved video processing algorithm that not only processes the brightness signal, but also uses the



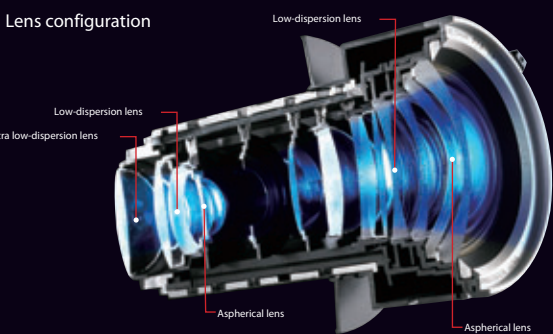
Ready for the Next-Generation Deep Color Technology

The Z2000 is adaptable to Deep Color, a technology designed to express color deeper than the 24-bit level and to maximize the capability of HDMI Ver. 1.3a. This technology can deliver a sensational viewing experience from next-generation DVDs and other advanced video sources.

- High-color-purity optical system: For extremely pure, untainted colors
- Progressive circuitry: Minimizes flicker for easy-on-the-eyes viewing
- Super-fine AUCC: Significantly reduces color and brightness irregularities.


Real-Focus Full-HD Lens

In developing the Z2000, SANYO paid utmost attention to lens performance. The result is a new high-resolution lens that delivers every piece of information embedded in full-HD video. Thanks to an extra-low-dispersion (ED) lens and aspherical lens elements, this advanced lens system dramatically reduces chromatic aberration to ensure optimal display of full-HD images. The lens also provides sharp focusing all the way to the image edges.



3D Color Management

This function lets you pause the picture and adjust the color tone of a selected part of the image. For example, you can make an actor's skin appear a little brighter. Using the level, hue and gamma axes, it's easy to fine-tune the picture. You can register up to eight adjustment results for later use.



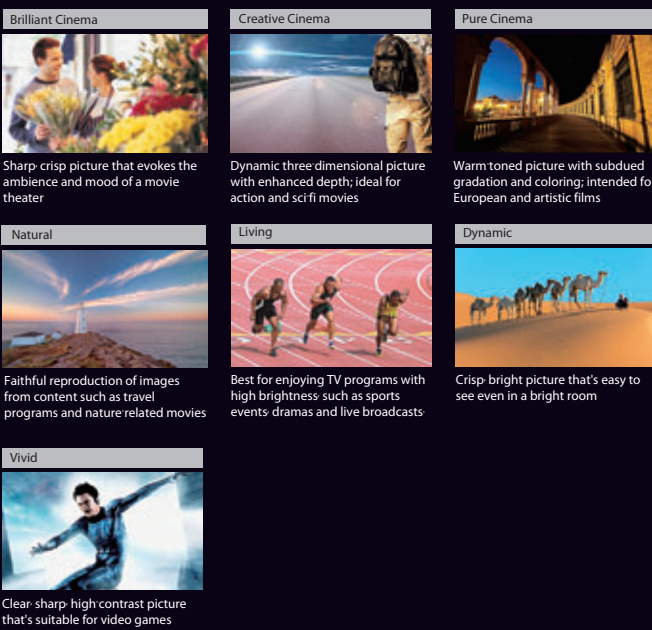
Advanced Mode

Designed for the most avid movie fans, this mode lets you finely adjust each picture setting yourself, rather than using a preset mode. There's a huge number of adjustment combinations possible, so you can get the picture exactly the way you want it. And you can store up to seven combinations of settings in memory for recall at a later time.

Iris operation	Color management
Iris opening size	Color list
Black level expansion	Dynamic gamma
Contrast enhancement	3D Y/C separation
Outline compensation	Gamma adjustment

Seven One-Touch Preset Modes

The Z2000 offers seven preset modes, each of which provides the optimal color balance for a specific viewing environment and video source. Just select the appropriate mode, and the Z2000 is ready to deliver clear, detailed images that are rich in beauty and emotion.



Note: Simulated photos, designed for easy understanding of the effects described.

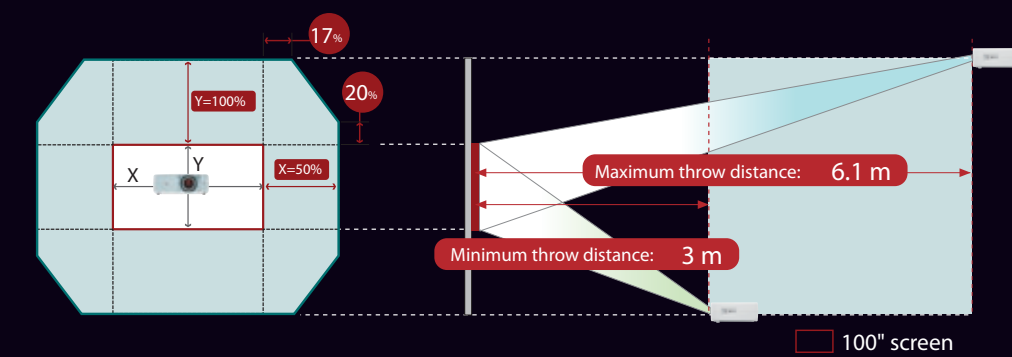


Flexibility

The lens shift function has a wide adjustment range—three screens in the vertical direction (that is, it can shift the picture by an amount of the screen height both up and down from the middle position), and two screens horizontally (or 50% of the screen width to both the left and the right). Add the broad focal distance range provided by the large-diameter optical 2x zoom lens, and the Z2000 boasts the industry's largest*1 installation range. The large full-horizontal/full-vertical shift amount*2 offers especially high installation flexibility. With the Z2000, the "install it anywhere" ideal is a big step closer to reality.

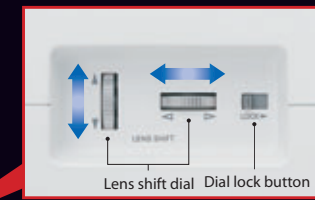
H/V Lens Shift and 2x Zoom

■ Front view (conceptual diagram) ■ Side view (conceptual diagram)



■ Lens Shift and Dial Lock

The horizontal and vertical lens shift function, which can be adjusted using two small wheels on the side of the projector, allows you to adjust the screen projection easily, without having to move the actual body of the projector. This shift function does not cause any keystone (trapezoidal) distortion in the image, so even a first-time user will find it easy to use. There's also a lock mechanism provided. Once you get the projection the way you want it, you can lock the system in place.



■ Motor-Operated Slide Shutter

The shutter can be opened or closed automatically by remote control. This means you will no longer have to manually attach or remove the lens cap when the projector is mounted on the ceiling or in a high location that is difficult to reach. The shutter also protects the



■ Industry's Quietest*1 Projector: Only 19 dBA*2, Thanks to Silent Design Technology

A noisy cooling fan can take a lot of the magic out of a great movie. In the Z2000, we increased the capacity of the cooling fan and improved the layout, reducing operating noise to a whisper-quiet 19 dBA.



■ GUI Menu and Rename Function

GUI menu: The menu is very easy to use. Simply make a selection using one of the arrow keys on the remote control, and press OK. There's also an operation guide at the menu bottom.
Rename function: For example, if you connect a DVD player to the HDMI 1 terminal, you can set the Z2000 to display "DVD" when the HDMI 1 terminal is selected as the input source. You can give any name you want to each of the original video modes you have stored.



■ Multifunction Remote Control with Full Light-Up Function

We carefully chose the size of the remote control and the key layout for easy, intuitive use. All keys are illuminated, so the projector is easy to operate even in the dark. And to accommodate people who like to tweak the picture adjustments all the time, the remote control has keys that let you directly select a video mode and adjust the settings.




■ Easy Maintenance

- A The lamp can be accessed from the back of projector, so you can replace one without taking the projector down from the ceiling.
- B In the bottom of the projector there's a special maintenance hole—a SANYO original—that you can use to remove any dust adhering to the LCD panel. Just use the blower provided.
- C There's also a large, high-density pleated electrostatic air filter at the cooling air inlet to keep dust out.

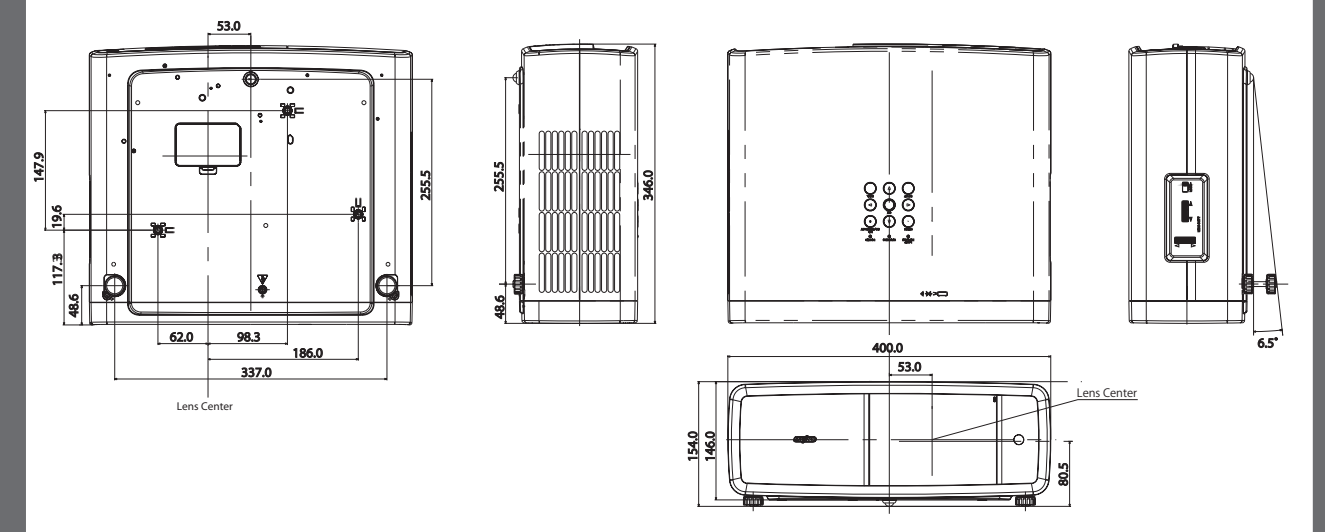


■ Two HDMI™ Inputs

With two sets of HDMI™ (ver 1.3a Deep Color) terminals, the Z2000 comes equipped to provide the best image quality possible from today's and tomorrow's high-end video sources.
The two terminals let you connect two HDMI-enabled devices, such as a next-generation DVD player and an HD recorder or video game machine, without reconnecting cables.



External Dimensions



*1 For a full-HD (1920 x 1080 pixel) projector, as of August 24, 2007 (SANYO survey)
*2 The total shift amount vertically (or horizontally) when the lens is shifted all the way horizontally (or vertically)

*1 For a transmissive LCD projector with 1200 lumens or higher brightness, as of August 24, 2007 (SANYO survey)
*2 When the lamp mode is set to Theater Black