



4641 Single 460 mm (18 in) Subwoofer System

Professional Series

Key Features:

- ▶ 600 Watts Continuous Pink Noise, 1200 Watts Continuous Program Power Handling
- ▶ Usable response to 25 Hz (-10 dB, no EQ), flat to 25 Hz (-3 dB) with External EQ
- ▶ 2241H VGC™ Vented Gap Cooled Driver
 - High Sensitivity
 - Low Power Compression
 - High Maximum-SPL Capability
 - Low 2nd and 3rd Harmonic Distortion
 - Symmetrical Field Geometry SFG™ Magnet Structure
 - Long Excursion Capability
- ▶ Approved by Lucasfilm, Ltd. for THX® installations



The JBL Model 4641 is a high quality subwoofer system, featuring an advanced technology 460 mm (18 in), low frequency transducer mounted in a direct radiator, bass-reflex enclosure for smooth response to the lowest audible frequencies. The 4641 is ideal for low-frequency augmentation of either analog or digital soundtracks in motion picture theaters and for general sound reinforcement applications.

Transducer:

The 2241H transducer utilizes the patented Vented Gap Cooling (VGC) process*, which pumps air through the magnetic gap and directly over and around the voice coil, providing immediate heat transfer and a reduction in operating temperature. This increases power handling while reducing power compression.

Through the use of computer-aided magnet optimization and analysis techniques, JBL engineers were able to optimize magnet weight, flux density and field saturation, resulting in a 2.6 kg (6.5 lb) reduction in overall driver weight and a significant reduction in harmonic distortion. This magnet structure offers much of the weight advantage of rare earth magnet structures without the prohibitive cost, enabling the system to carry a 600 watt continuous AES pink noise power rating.

*U.S. Patent #5,042,072. Foreign Patents Pending.

Specifications:

TRANSDUCER:		JBL Model 2241H 460 mm (18 in) Low Frequency Transducer			
SYSTEM:					
Rated Impedance:		8 ohms			
Minimum Impedance:		6.3 ohms			
POWER HANDLING CAPABILITY:					
Continuous Pink Noise ¹ :		600 Watts			
Continuous Program ² :		1200 Watts			
Peak Power ³ :		2400 Watts			
OUTPUT CAPABILITY:					
Axial Sensitivity ⁴ :		50 Hz to 500 Hz; 98 dB, 1W @ 1m 40 Hz to 100 Hz; 97 dB, 1W @ 1m			
Power Compression ⁵ :					
At -10 dB power (60 W):		0.8 dB			
At -3 dB power (300 W):		2.6 dB			
At rated power (600 W):		4.3 dB			
Half-Space Reference Efficiency ⁶ :		Single Module	Two Modules	Four Modules	Eight Modules
Max. Continuous Acoustical Power Output:		17 W	70 W	209 W	557 W
Maximum Continuous SPL @ 1 meter ⁷ :		125 dB	131 dB	136 dB	140 dB
Maximum Peak SPL @ 1 meter ⁷ :		131 dB	137 dB	142 dB	146 dB
FREQUENCY RESPONSE⁸:		Lower Frequency Limits (no EQ):			
		-10 dB: 25 Hz			
		-3 dB: 35 Hz			
		Lower Frequency Limits (with EQ):			
		-10 dB: 22 Hz			
		-3 dB: 25 Hz			
Recommended Crossover Frequencies:		High-pass: 20 Hz, 24 dB/octave or greater Low-pass: 80 Hz to 150 Hz, 12 dB/octave or greater			
Distortion ⁹ :					
2nd harmonic:		<2%			
3rd harmonic:		<2%			
System Polarity:		EIA Standard. Positive voltage to RED terminal produces forward cone motion.			
Input Connectors:		Color-coded push terminals			
Net Weight:		60 kg (131 lb)			
Shipping Weight:		66 kg (142 lb)			
ENCLOSURE:					
Materials and Finish:		19 mm (¾ in) particle board with 25 mm (1 in) baffle and back panel. Extensive bracing on all panels			
Enclosure Tuning Frequency:		25 Hz			
Net Internal Volume:		225 liters (8 cu. ft)			
Dimensions:		991 mm x 648 mm x 451 mm			
H x W x D		39 in x 25½ in x 17¾ in			

▶ 4641 Single 460 mm (18 in) Subwoofer System

The 100 mm (4 in) voice coil benefits from a new winding technique which offers greater thermal stability with increased power handling. All elements of the cone, voice coil and suspension system have been carefully optimized and controlled to ensure smooth high frequency response.

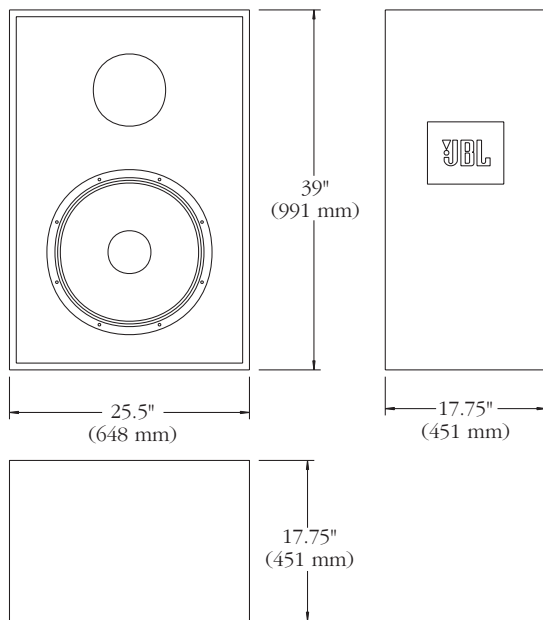
The magnet structure and compliance allow for long peak-to-peak excursions without damage to the speaker. Symmetrical Field Geometry (SFG) minimizes second harmonic distortion.

Enclosure:

The enclosure is constructed of dense stock and is extensively braced on all panels. It has a net internal volume of 225 liters (8 cu. ft.) and is tuned to 25 Hz with a very large port to minimize port compression and to reduce distortion due to turbulent air flow.

Frequency Response:

The 4641 features high sensitivity. It is intended for use as a subwoofer with a low-pass filter and appropriate high-pass filtering for protection and equalization.



Note: Drawing not to scale. All dimensions are reference only.

¹AES continuous pink noise (25 - 250 Hz), 2 hours duration.

²Continuous program power is defined as 3 dB greater than AES continuous pink noise and is a conservative expression of the transducer's ability to handle normal music program material.

³Peak power is defined as 6 dB greater than AES continuous pink noise, reflecting the 6 dB crest factor contained in the pink noise signal.

⁴Averaged half-space (2π). Quarter-space (1π , wall/floor junction placement) is 6 dB higher.

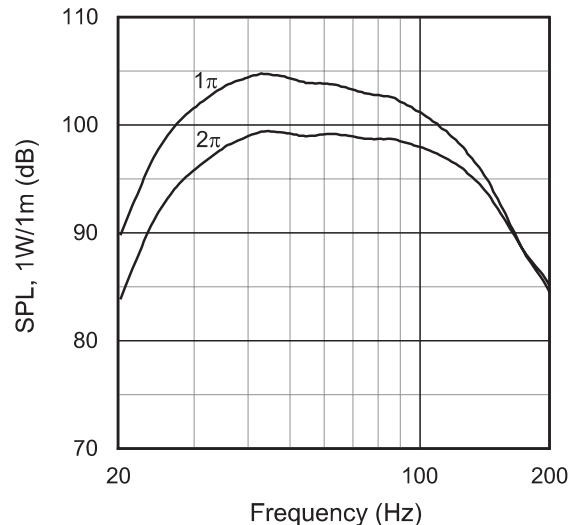
⁵Power compression is the sensitivity loss at the specified power, measured from 50 Hz to 500 Hz, after a 5 minute AES standard (50 to 500 Hz) signal at the specified power.

⁶Based upon specified half-space 40 Hz to 100 Hz sensitivity; 50 Hz to 500 Hz reference efficiency is higher.

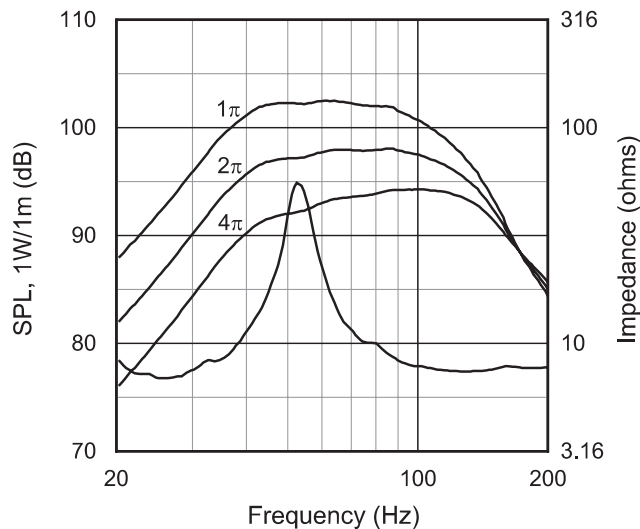
⁷Per industry practice, maximum long-term SPL is a calculation that references half-space 1W/1m sensitivity, scaled by the long-term continuous power rating.

⁸Based upon specified sensitivity, 40 Hz to 100 Hz.

⁹100 watt sine wave input, averaged from 40 Hz to 100 Hz.



4641 frequency response, 1 watt at 1 meter, with 150 Hz Linkwitz-Riley 4th order low-pass filter and 2nd order high-pass filter at 25 Hz with Q=2. 1π (upper curve) and 2π (lower curve) conditions.



4641 frequency response and impedance (bottom curve), 1 watt at 1 meter, with 150 Hz Linkwitz-Riley 4th order low-pass filter measured under 4π ground plane conditions. 1π (upper curve) and 2π (center curve) loading condition predictions also shown.

JBL continually engages in research related to product improvement. New materials, production methods, and design refinements are introduced into existing products without notice as a routine expression of that philosophy. For this reason, any current JBL product may differ in some respect from its published description, but will always equal or exceed the original design specifications unless otherwise stated.



JBL Professional
8500 Balboa Boulevard, P.O. Box 2200
Northridge, California 91329 U.S.A.

A Harman International Company
© Copyright 2004 JBL Professional

SS 4641
CRP 10M
05/04