


se series

Yamaha has Combined our understanding of acoustics and advanced computer control led woodworking to create the Se series, a line of affordable quality

sound reinforcement speakers. With high-power woofers and real , dynamic compression drivers and constant directivity horns, they'll provide performance you didn't

think you could afford!



Heavy, steel reinforced strap handle makes transport easy



Dynamic compression driver and horn provide high performance and smooth response

- S10e**
- 10" 2-way speaker system
 - Small easy to handle size
 - Excellent price/performance ratio
 - Heavy steel grille
 - Trapezoid cabinet design
 - Internal pole socket for stand mounting

- S15e**
- 15" 2-way speaker system
 - Tight, punchy bass response
 - 90 x 40 coverage pattern
 - Internal pole socket for stand mounting

- S12Me**
- 12" 2-way floor monitor system
 - Internal pole socket for stand mounting
 - Can easily be used as a main speaker
 - Amazing performance monitor

- S12e**
- 12" 2-way speaker system
 - Robust construction
 - Up to 500 watts peak power handling
 - Great for vocals
 - Internal pole socket for stand mounting



specifications

Model	Woofers	Tweeter (diaphragm)	Frequency Response (± 3dB)	Power Handling (noise*, program, peak) (*EIA RS-426)	Sensitivity 1W, 1m (Approximate)	Dimensions W x H x D (Approximate)	Weight (lbs.)
CLUB Series IV							
S215IV	15" Cast Basket (x2)	2" Titanium	42Hz-16kHz	500/1000/2000	99	20" x 48" x 24"	108
S175IVA	15" Cast Basket	2" Titanium	55Hz-16kHz	250/500/1000	99	19" x 28" x 14"	61
S175IV	15" Cast Basket	2" Titanium	55Hz-16kHz	250/500/1000	99	19" x 28" x 14"	61
SM15IV	15" Cast Basket	2" Titanium	55Hz-16kHz	250/500/1000	99	28" x 19" x 14"	57
S112IV	12" Steel Basket	2" Titanium	60Hz-16kHz	150/300/600	97	16" x 25" x 13"	43
SM12IV	12" Steel Basket	2" Titanium	60Hz-16kHz	150/300/600	97	25" x 16" x 14"	43
SM10IV	10" Steel Basket	1" Phenolic	70Hz-20kHz	100/200/400	95	22" x 13" x 11"	27

Subwoofers							
SW118IV	18" Cast Basket	n/a	30Hz-2kHz	250/500/1000	96	21" x 26" x 31"	71
SW215IV	15" Steel Basket (x2)	n/a	33Hz-2kHz	500/1000/2000	98	44" x 21" x 24"	141

OAK Series							
S115IVA-OAK	15" Cast Basket	2" Titanium	55Hz-16kHz	250/500/1000	99	19" x 27" x 14"	61
S112IV-OAK	12" Steel Basket	2" Titanium	60Hz-16kHz	150/300/600	97	16" x 24" x 12"	40
SM15IV-OAK	15" Cast Basket	2" Titanium	55Hz-16kHz	250/500/1000	99	27" x 19" x 20"	57
SM10IV-OAK	10" Steel Basket	1" Phenolic	70Hz-20kHz	100/200/300	95	21" x 12" x 15"	23

SE Series							
S15e	15" Steel Basket	1" Phenolic	60Hz-14kHz	125/250/500	98	19" x 26" x 15"	44
S12e	12" Steel Basket	1" Phenolic	65Hz-14kHz	125/250/500	97	16" x 22" x 13"	32
S12Me	12" Steel Basket	1" Phenolic	65Hz-14kHz	125/250/500	97	22" x 15" x 18"	30
S10e	10" Steel Basket	1" Phenolic	70Hz-14kHz	100/200/400	96	16" x 21" x 13"	30

All models in this brochure are covered with a 3 Year Warranty.

For details please contact:



YAMAHA

CLUB

SERIES

SPEAKERS



Club Series IV

These rugged, durable performers have a proven track record. Black carpet covering helps them stand up to abuse without showing ugly "road rash." All new components, with professional features, make the Club Series IV perform the way you need them to, time after time, at prices you can afford.

- S112IV**
- 12" 2-way with 2" HF driver
 - 400 watts peak power handling
 - Heavy duty handles for easy handling



- S115IVA**
- Pre-installed flying hardware
 - Ready to hang right out of the box




S115IVA-OAK Shown painted

OAK Series

These speakers look as good as they sound.

Yamaha took high quality components and advanced engineering from the Club Series and placed them in trapezoidal oak finish cabinets. Now, you can enjoy a fine furniture appearance or paint the cabinets to match your specific surroundings.



- S115IVA-OAK**
- 15" 2-way system
 - Equipped with flying hardware
 - 90 x 45 degree CD horn
 - Easy-care vinyl oak finish
 - Paintable to match your decor



- SW118IV**
- 18" cast frame subwoofer
 - 800 watts peak power handling
 - Works down to 40Hz

- SM12IV**
- 12" 2-way floor monitor
 - 2" titanium HF driver
 - Awesome vocals

- SM10IV**
- 10" 2-way floor monitor
 - Compact, easy to handle design
 - Heavy duty components

- SM15IV**
- 15" 2-way floor monitor
 - Pole mount for use as a main speaker
 - Great for electronic music

- S115IV**
- 15" 2-way with 2" HF drivers
 - Cast frame woofer basket
 - Titanium HF driver
 - 90 x 45 degree CD horn

- SW215IV**
- Dual 15" subwoofer
 - Massive 3" voice coils
 - Only 21" tall
 - Integral pole socket

- S215IV**
- Dual 15" 2-way system
 - Cast frame woofers
 - 2000 watts peak power handling

- S112IV-OAK**
- 12" 2-way system
 - Small size
 - Great for vocals
 - Easy-care vinyl oak finish
 - Paintable to match your decor

- SM10IV-OAK**
- 10" 2-way floor monitor
 - Small footprint for easy placement
 - Great for spoken word applications
 - Easy-care vinyl oak finish
 - Paintable to match your decor

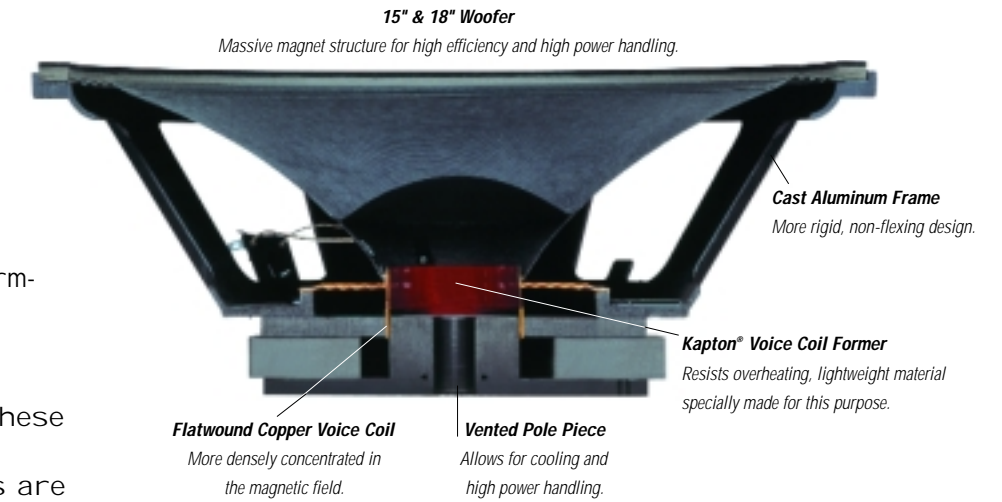
- SM15IV-OAK**
- 15" 2-way monitor system
 - Great bass response
 - Easy-care vinyl oak finish
 - Paintable to match your decor



Rugged STEEL Handles

Yamaha Club Series speakers have all the features and components professionals demand, at an affordable price!

All Club Series speakers are manufactured in the United States. The Yamaha factory in Thomaston, Georgia, uses the latest computer controlled woodworking machines. This assures the quality you have come to expect from us.



15" & 18" Woofer

Massive magnet structure for high efficiency and high power handling.

Cast Aluminum Frame

More rigid, non-flexing design.

Kapton® Voice Coil Former

Resists overheating, lightweight material specially made for this purpose.

Flatwound Copper Voice Coil

More densely concentrated in the magnetic field.


Vented Pole Piece

Allows for cooling and high power handling.



Pole Socket

All carpeted models include this feature for easy stand or pole mounting.



12" Woofer

Heavy magnet structure develops powerful magnetic field.

Curvilinear Cone

Extremely stiff construction method, providing lower distortion.

Kapton® Voice Coil Former

Resists damage due to overheating.

Yamaha's Own Phasing Plug

Smooths high frequency response.

Compression Driver

Largest magnet structure in its class. High power handling.



Titanium Diaphragm

Lightest, most rigid material currently available.



Crossover Networks

Heavy duty design with overrated components assures years of great sound.