

L258 Series Rolling Cabinets

22"D / Adj. Rails / Front Door / Rear Door

Cabinets Include:

- **Surface Front Door:** Choose Model with solid, Plexiglas or perforated door.
- **Rear Door:** Recessed with lock and vents or no vents (see -NP below).
- **4" Casters:** (1pr swivel, 1pr. swivel locking).
- **Mounting Rails:** 1-pr, adj. 2-sided w printing (10-32, 12-24, 6mm)
- **Removable Knockout Panels:** Above and below rear door.
- **Panel Mounting Hardware:** PilotPoint™ screws with captive washers.
- **Side Grip handles:** Recessed and padded for comfort.
- **Wrinkle Powder Epoxy Finish:** Black or neutral Network Grey (see -G below).

Ordering Options: (suffix model number)

- **-NP Negative Pressurization:** Standard model without vents in rear door and sides.
- **-G Network Grey Finish:** Neutral computer/putty color.

Accessories: Optional - order separately

- **Laminate Top (1"H):** Choose Cherry (CT222) or Graphite (GT222).
- **Knockout Panel for Connectors:** Punched to accept twelve Neutrik 'D-Series'.
- **Extra Mounting Rails:** Order a 2nd set for rear support - Rail Series L212.

Description

Lowell's UL Listed (Standard 1678) transportable cabinet Series L258 is ideal for schools, training and educational facilities, studios, small offices and institutions of all kinds that require an equipment cabinet with mobile convenience and locking security.

L258 Series is a 22" deep assembly that is offered in 14RU or 21RU panel space sizes (for 27"D versions in 21RU and 24RU sizes see L259 Series spec). Each cabinet is shipped complete with heavy-duty 4" casters, easy-grip recessed side handles, a recessed and vented locking rear door, choice of surface mounting front door in solid, plexiglas or perforated steel styles, and one pair of Lowell's 2-sided and printed adjustable mounting rails tapped 10-32 (*PilotPoint™ hardware included*). Versatile 2-sided rails may be field reversed to expose the square punched side for use with 12-24, 6mm, and 10-32 screws with cage nuts to meet various industry hardware requirements. The cabinet is finished in Lowell's durable wrinkle powder epoxy. Choose Black or Network Grey (suffix **-G**).

Precision crafted cabinet is welded from 16-gauge certified US steel with a 14-gauge steel bottom and reinforcement at all load-bearing junctures. Heavy-duty 4" rubber casters have a 225 lb. load rating each (900 lbs. total) to absorb shock and to smoothly transport equipment over rough and varied surfaces. Wire management features include abundant cable lacing holes and removable knockout panels above and below the rear door with 0.5" knockouts for BNC wireless antennas and compound knockouts for conduit size .75"-.5" and 1.5"-1" and a blank project area for custom mounts or knockouts on the bottom. Cabinets also feature a generous open space of nearly 2" for managing wire between the front mounting rail and the front-to-rear supports.

To facilitate natural heat dissipation and air circulation, L258 Series features vented sides, a vented rear door (top and bottom) and vents in the frame above and below the front door opening. For applications that require additional ventilation choose perforated door Model L258-24PF or L258-36PF. For applications where Negative Pressurization of a rack is preferred, suffix solid door Model with L258-24 or L258-36 with **-NP** for no vents in the rear door and sides.

Accessories - (order separately)

Laminate top. Ideal for applications where a "furniture-grade" cabinet is desired. Top is laminate-covered particle board with rounded corners and rubber edge molding. Choose cherry (CT222) or graphite (GT222) laminate. Includes 10-32 T-nuts (installed) and mounts to tiny indents in the cabinet top using hardware provided. Size is 24.687"W x 24.25"D x 1"H.

Knockout panel for connectors. Model KOP-N may be used in place of rear knockout panels above or below rear door for convenient termination. It provides twelve openings for field installation of connectors (Neutrik® D-Series, Switchcraft® HPC or E-Series) by others. Order panel separately.




L258 Series 22"D / Adj rails / front door / rear door

L258-36PF
Incl. perf door

L258-24
Includes solid door

*L259-42P-G
Incl. plex door
See L259 spec.

Order laminated top's separately if desired.

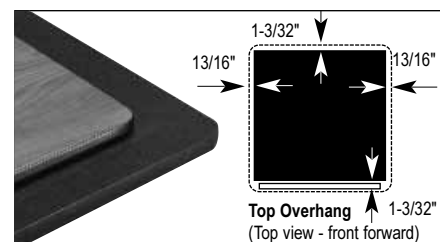


Surface Front Doors (included-select style)

L258-PF Series
Includes
Perforated steel door

L258-P Series
Includes
Plexiglas door

L258 Series
Includes
Solid steel door



Laminate Tops - 1" thick (order separately)
CT222 is Cherry, GT222 is Graphite Gray



KOP-N
Replacement panel - for connectors (order separately)



L258 Series

19"W x 22"D Welded Transportable Cabinet - UL Listed

A & E Specifications

Cabinet for transportable application shall be Lowell Model

____ (L258-24, L258-24P, L258-24PF, L258-36, L258-36P, L258-36PF) with surface front door of ____ (solid steel, Plexiglas, perforated steel) construction. Cabinet shall measure 23.062"W x 22"D x ____"H (including casters) and have ____ (14RU, 21RU) panel mounting space for E.I.A. standard 19" wide equipment. Specified cabinet(s) shall include one pair swivel and one pair of swivel/locking 4" heavy-duty rubber casters with a 225 lb. load rating each, a recessed rubber-gripped handle on each side, a locking recessed rear door with ventilation slots and one pair of adjustable mounting rails tapped 10-32. Each welded assembly shall be UL Listed under Standard UL1678 and be of 16-gauge certified US steel with a 14-gauge steel bottom reinforced at all load-bearing junctures. Cabinet rear shall include removable panels above and below the rear door. Cable panels shall be equipped with compound knockouts

for .75"-.5" and 1.5"-1" conduit and have a blank area for custom use. Cabinet front shall include vents above and below the front door opening. Finish shall be wrinkle powder epoxy in Black or neutral (-G).

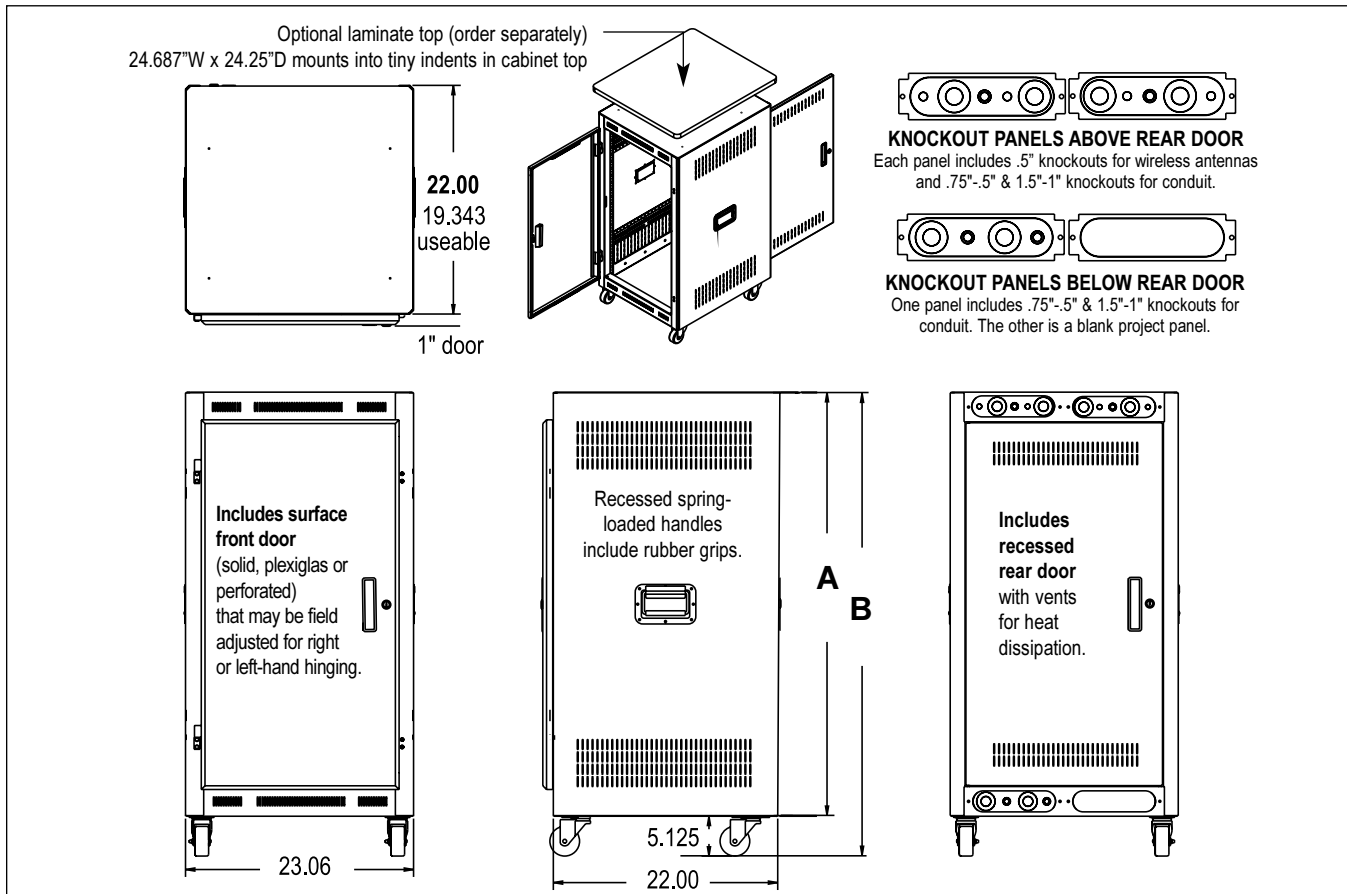
Ordering options:

Suffix -NP (negative pressurization) to change the vented rear door and vented sides to solid (without vents).

Suffix -G to specify neutral Network Grey (putty) color instead of Black.

Accessories (order separately):

The cabinet shall include a 1" thick laminate top with molding and installed T-nuts Model ____ [CT222 (cherry) or GT222 (graphite)]. The cabinet shall also include the following panel and accessory Models ____, thermal and wire management Models ____, AC power distribution Models ____.



RACKS

Open Frame Floor

Solid Side Floor & Desk

Wallmount Surface & Recessed

Panels & Accessories

Thermal & Wire Mngmt

Portable Racks

19"W Cabinet Model (UL Listed)	L258-24* / L258-24P* / L258-24PF*	L258-36* / L258-36P* / L258-36PF*
Panel Space	24.625"	36.875"
Rack Units (1.75")	14RU	21 RU
Overall Height (cabinet only)	"A" 30.625"	42.875"
Overall Height (including casters)	"B" 35.75"	48.00"
Overall Width	23.062"	23.062"
Overall Depth Cabinet / depth with door	22" / 23"	22" / 23"
Usable Depth**	19.343"	19.343"
Mounting Rails (tapped & punched***)	1 Pair Adjustable	1 Pair Adjustable
Surface Front Door (choose Model with desired style)	Solid / Plexiglas / Perforated	Solid / Plexiglas / Perforated
Recessed Rear Door (vented)	Suffix -NP to order without rear door/side vents	Suffix -NP to order without rear door/side vents
Rubber Casters (225 lb. load ea.)	4" Heavy-duty 1pr. swivel, 1pr. locking swivel	4" Heavy-duty 1pr. swivel, 1pr. locking swivel
Opt'l Laminate Top (order separately)	CT222 (cherry) / GT222 (graphite)	CT222 (cherry) / GT222 (graphite)
Opt'l Extra Mounting Rails (order for 2nd set)	L212-24	L212-36

* Order options: Choose Model with desired front door (solid, perforated, Plexiglas); suffix Model -NP (Negative Pressurization) for no rear door or side vents; suffix Model -G for Network Grey color.
 **Usable depth is defined as the maximum racking depth with front rack rails in the fully forward position. Cabinets are UL Listed under Standard UL1678.
 ***2-sided printed rails are tapped for 10-32 screws and may be field reversed to expose the square punched side for 12-24, 6mm, 10-32 screws with cage nuts.