

L87-5R (3RU)

Recessed cabinet shown installed in semi-open position (left), fully closed (center) and fully open service position.

L87 Series Cabinets Include:

- Recessed or surface backbox with adjustable cabinet-frame: Backbox & cabinet-frame boxed separately.
- Adjustable rails: 7-position rails are tapped 10-32.
- Adjustable-height hold-down brackets (2 Qty) to secure non-rackmount 'consumer' gear.
- Device cutouts with factory installed cover plates: (3Qty) frame-mounted and (2Qty) internal for optional installation of Decora®-style (low voltage only) devices.
- Panel mounting hardware: PilotPoint™ screws with captive washers.
- Wrinkle powder epoxy finish: Network Grey is neutral to match most computer equipment.

Description

Lowell's unique tilt-out wall cabinet Series L87 is ideal for surface or recessed wall installation of rackmount and non-rackmount electronics in schools, training facilities, retail stores, and anywhere a 3RU tilt-out wall cabinet with locking security is desired.

Series includes surface mount Model L87-5S and recessed Model L87-5R. Both are suitable for installation in brick, concrete block, or stud wall construction and measure 29"W x 29"H x 5.81"D overall (backbox and cabinet-frame). The recessed model mounts 4" into the wall with the adjustable cabinet-frame projecting 1.81" out from the wall surface. See installation information on page 4.

Feature-rich design provides for the optional installation of low voltage controls and devices (on/off indicator lights, switches, microphone connectors, phono jacks, or volume controls) on the cabinet-frame for convenient accessibility without opening the cabinet and/or on the inside adjacent to the mounting rails. Device provisions are Decora®-style cutouts with blank cover plates installed to fill unused positions. *Note: It is recommended that devices are installed to the cabinet-frame prior to mounting the frame to the backbox.*

L87 Series is designed to mount rackmount and non-rackmount equipment including amplifiers, small mixers, PA systems and consumer electronics such as DVD players.



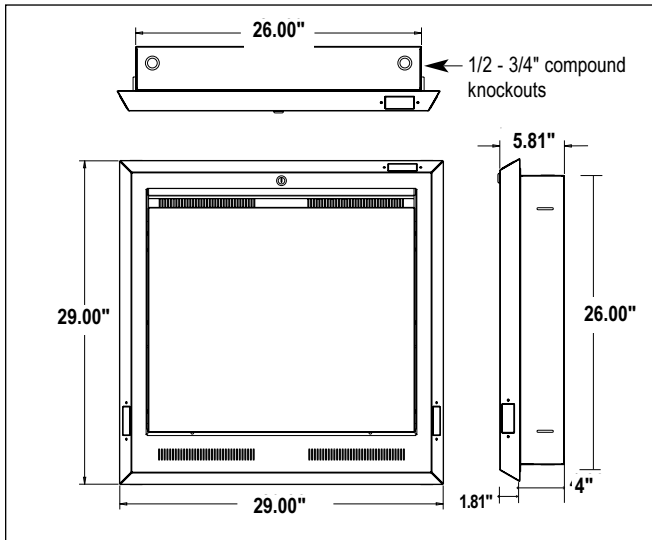
L87 Series

Tilt-out Wall Cabinets Recessed and surface mount

Description (continued from page 1)

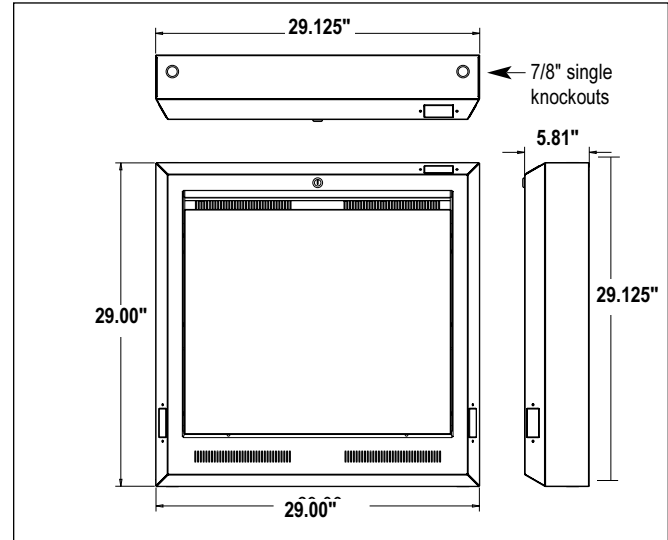
Surface and recessed styles accept equipment up to 19"W x 5.25"H (3RU) x 17.5"D. Cabinets feature adjustable mounting rails that can be positioned in seven 2" increments from flush to rear for accommodating various equipment depths. Additionally, two hold-down brackets are provided for securing non rackmount (less than 19"W) components, if desired. *Note: some electronic devices may require the cabinet to be in the fully open (90° service) position to operate correctly.* Each cabinet also incorporates ventilation slots for air circula-

tion, knockouts for conduit access (7/8" on surface model and 1/2-3/4" on recessed model), and two steel hinges for solid support when opened to the 90-degree service position. For convenient connection to 110 power, ample space for internal installation of a single gang E.O. Box (by others) is provided in the bottom center of the backbox. For cosmetic integrity, there are no vents in this center area. Cabinets are finished in Lowell's neutral "Network Gray" powder epoxy.



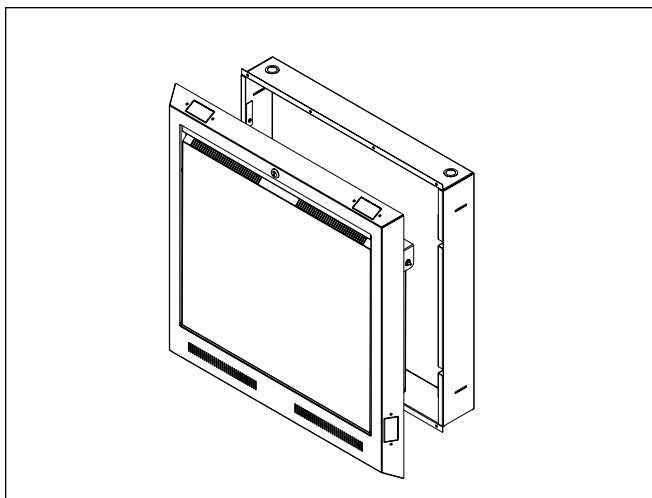
L87-5R

Recessed Cabinet Assembly Dimensions



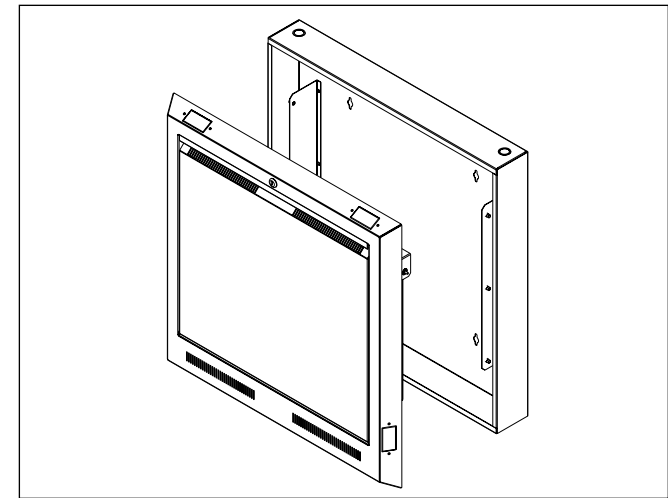
L87-5S

Surface Cabinet Assembly Dimensions



L87-5R

Recessed backbox and cabinet-frame



L87-5S

Surface backbox and cabinet-frame

Model	Mounting Style	Panel Space	Useable Depth (vertical-for equip.)	Cabinet-Frame W x H x D	Backbox W x H x D	Projection (from wall)	Cutout Size W x H
L87-5R	Recessed	5.25" (3RU)	17.5"	29.00" x 29.00" x 1.81"	26.00" x 26.00" x 4"	1.81"	26.00" x 26.00"
L87-5S	Surface	5.25" (3RU)	17.5"	29.00" x 29.00" x 1.81"	29.125" x 29.125" x 4"	5.81"	N.A.

RACKS

Open Frame Floor

Solid Side Floor & Desk

Wallmount Surface & Recessed

Panels & Accessories

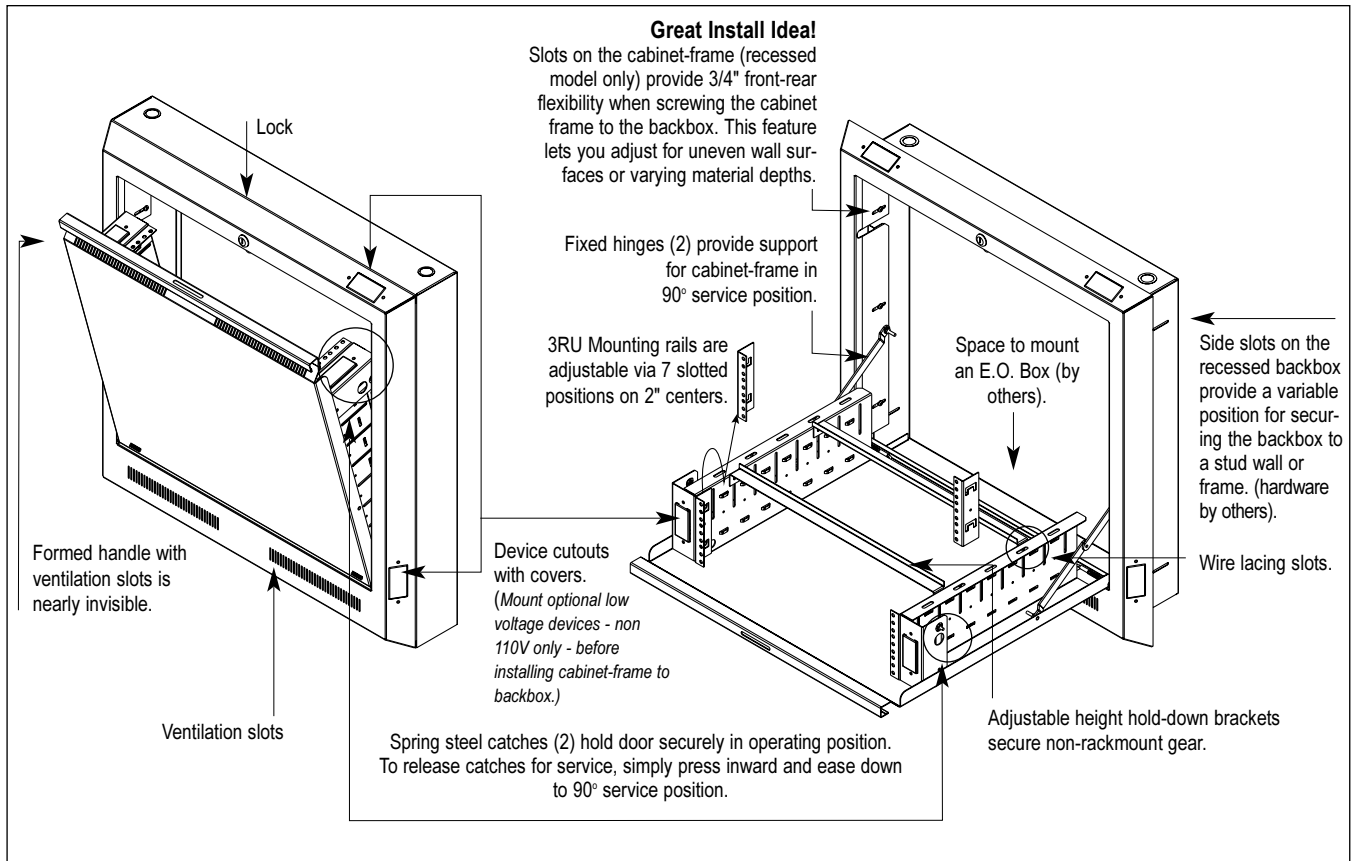
Thermal & Wire Mngmt

Tilt-out Wall



L87 Series

Tilt-out Wall Cabinets *Recessed and surface mount*



Operating position

3RU mounting area is fully accessible

90° Service position - fully open.

Note: some electronic devices may require the cabinet to be in the fully open (90° service) position to operate correctly.

A & E Specifications

Wall mount cabinet for tilt-out operation shall be Lowell Model _____ (L87-5R recessed or L87-5S surface). Cabinet shall provide 3RU (5.25") panel mounting space for 19"W rackmount electronics. Additionally, unit shall include two hold-down brackets for securing non-rackmount components. Assembly shall measure 29"W x 29"H x 5.81"D overall. Recessed model shall recess mount 4" into the wall with 1.81" cabinet-frame projection. Mounting rails shall be tapped 10-32 and shall be front to rear adjustable in seven (7) slotted positions. Provisions for mounting optional devices or controls (low voltage only) shall include three

Decora®-size cutouts with cover plates installed on the frame (for external accessibility) and two Decora®-size cutouts with cover plates installed adjacent to the mounting rails.

Tilt-out wall cabinet shall include an integral handle, lock, ventilation slots for air circulation, two safety latches for solid support when opened to the 90-degree service position, knockouts, and adequate space for internal installation of an E.O. Box if desired. Finish shall be powder epoxy in neutral Network Grey.

Optional Decora-style Accessories

Cabinets include five Decora®-style cutouts with covers. Covers may be removed to mount Decora®-size devices or controls (low voltage only) such as on/off indicator lights, switches, microphone connectors, phono jacks, or volume controls. Covers may also be modified (punched or drilled) to custom mount devices. All accessories are by others except volume controls. Lowell manufactures Decora®-style volume control Models 25LVC-DW (25V white), 50LVC-DW (50V white), 100LVC-DW (100V white). Order volume controls separately. Other styles and colors are also available.



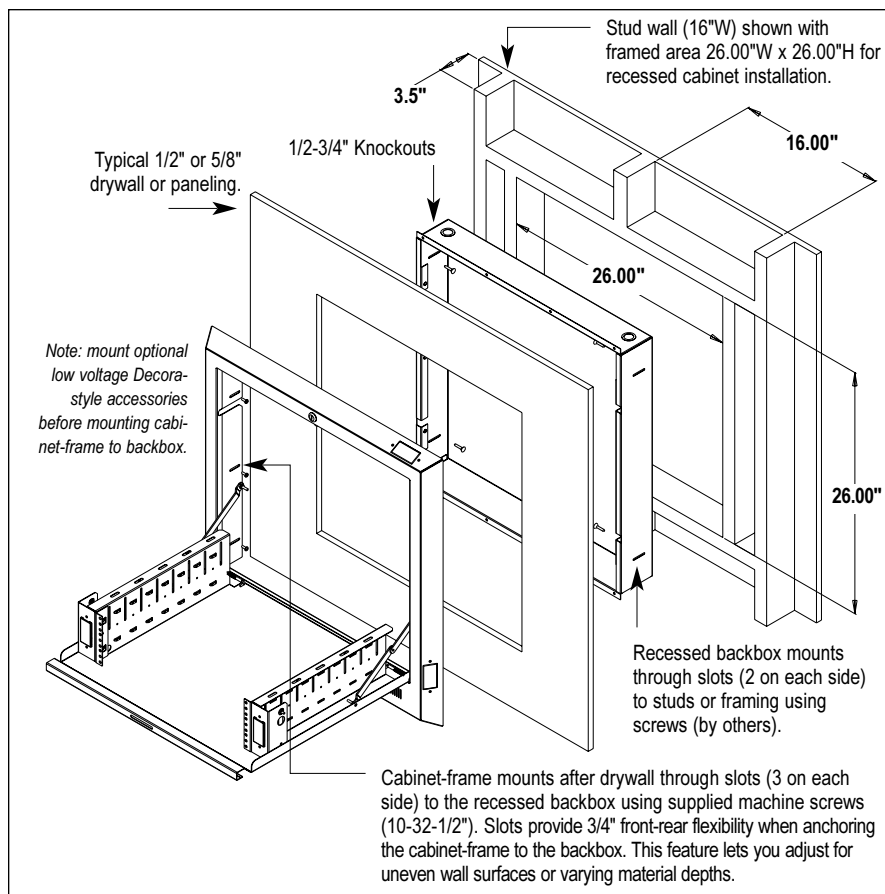
Order Lowell Decora-style volume control Series LVC:

25LVC-DW (25V white),
50LVC-DW (50V white),
100LVC-DW (100V white).



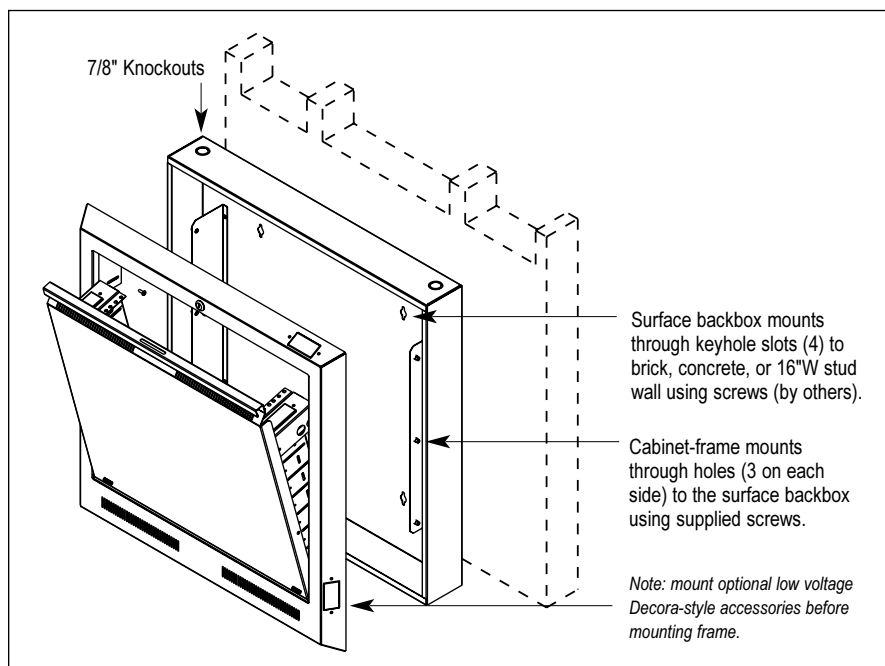
L87 Series

Tilt-out Wall Cabinets Recessed and surface mount



L87-5R

Recessed Cabinet Typical Installation in Stud Wall Construction with Drywall



L87-5S

Surface Cabinet Typical Installation in Brick, Concrete, or 16"W Stud Wall Construction

Installation

Recessed cabinet Model L87-5R has been engineered to install easily into brick, concrete block, or stud wall construction. The recessed backbox size is 26.00"W x 26.00"H x 4"D and mounts into an opening size 26.00"W x 26.00"H. For standard stud wall construction, the backbox mounts to the depth of the stud (typically 3.5") and is screw mounted through the four slotted openings. (*Screw type and length are determined by the installation*). The mounted backbox will extend 1/2" from the wall surface to allow for 1/2", or 5/8" drywall or paneling. When the wall surface is finished, the cabinet-frame (with optional low voltage devices installed) mounts to the backbox using supplied machine screws (6Qty 10-32x.5") through six slotted openings. Slot length provides 3/4" front-rear flexibility (.125" toward backbox and .625" away from backbox) when screwing the cabinet-frame to the backbox. This feature lets you adjust for uneven wall surfaces or varying material depths.

Surface cabinet Model L87-5S has been engineered to install easily onto brick, concrete block, or 16"W stud walls. The surface backbox size is 29.125"W x 29.125"H x 4"D with (4) keyhole slots on 16" centers on the rear (*Screw type and length are determined by the installation*). The frame (with optional Decora-style low voltage devices installed) mounts to the backbox using supplied screws through six holes.