



L253 Series Sectional Wall Cabinets

Backbox / 18"D Mounting Section / Front Door

Wall Cabinets Include:

- **Backbox:** 4.69"D includes a 10" x 10" opening, removable knockout panels for conduit and BNC, lacing points and provisions to attach board-mounted accessories, plus two Allen-style side locks (or keylock see **-KL** below).
- **Mounting Section:** 18"D (20"D usable) with adjustable rails (1pr.), top and bottom integral rails, BNC knockouts, vented sides (see **-NP** option below), and panel hardware (25 qty).
- **Solid Surface Door:** 1"D with lock (see **-LD** option below).
- **Wrinkle Powder Epoxy Finish:** Black or neutral (see **-G** below).

Ordering Options: (suffix model number)

- **-LD Less Door version.** Order without solid front door when open access is desired or when a perforated or Plexiglass door will be field mounted (order separately).
- **-KL Keylock version.** Replaces the Allen locks with keylocks for locking the backbox to mounting section.
- **-NP Negative Pressurization version.** Standard model without vents in the mounting section sides.
- **-G Network Grey Finish.** Neutral computer/putty color.

Accessories (optional - order separately - see page 3):

- **Front Doors (surface):** Choose Plexiglas or perforated steel to mount -LD (less door) models.
- **Fan Kit:** Model LWF-KIT mounts easily to the inside vents.
- **Extra Rails:** Series L212 adj. rails provide rear rail support.

Description

Lowell's UL Listed (Standard 1678) sectional wall cabinet Series L253 features an 18" deep equipment mounting section with full field flexibility, mounting options, and loading strength for swing-out access to equipment that is wall mounted. Cabinets include a solid front door or "less door" - LD versions. Choose LD versions when open access or an optional Plexiglas or fully perforated door is specified (order optional door separately).

Field-friendly design features a universal backbox that mounts the 18"D mounting section with right or left hinging. Each mounting section and door, on applicable models, is shipped with hardware mounted for right-hand swing - see diagram on page 3. The backbox is 4.69"D and features 16" mounting centers, top and bottom removable knockout panels, a 10" x 10" opening for mounting over electrical pull boxes, and embossed dimples on the backplane for installation of board-mounted accessories.

The mounting section attaches to the backbox from the inside using two heavy duty, spring-loaded L-pins that are self-seating and positive locking upon closure for fast and secure installation with no visible hinging or hardware. The stability of Lowell's L-pin design combined with the section's fully gusseted corners and triple-formed side-to-bottom and side-to-top wrapped design achieve strength equivalent to 3/16" thick steel for dependable load bearing support.

(Continued on page 3)



L253 Series

Swing-out (Sectional) Wall Cabinet - 19"W x 18"D Mounting Section

RACKS

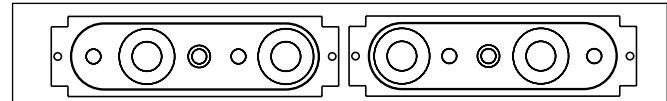
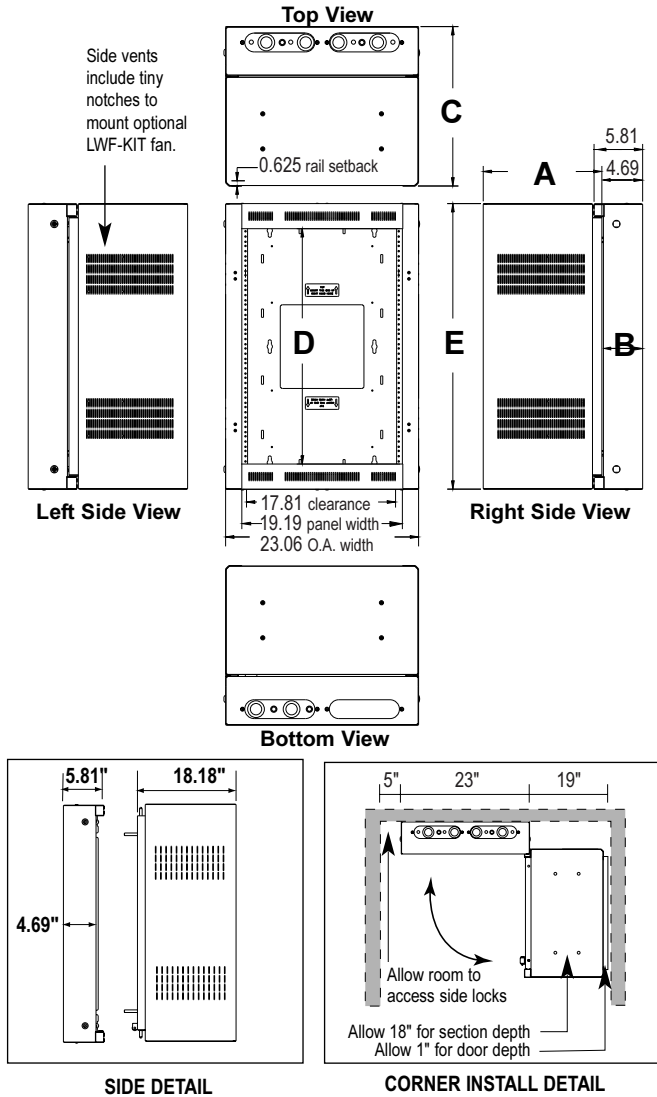
Open Frame Floor

Solid Side Floor & Desk

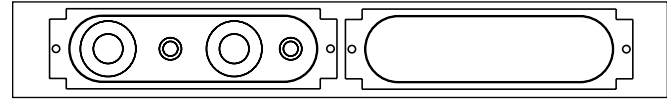
Wallmount Surface & Recessed

Panels & Accessories

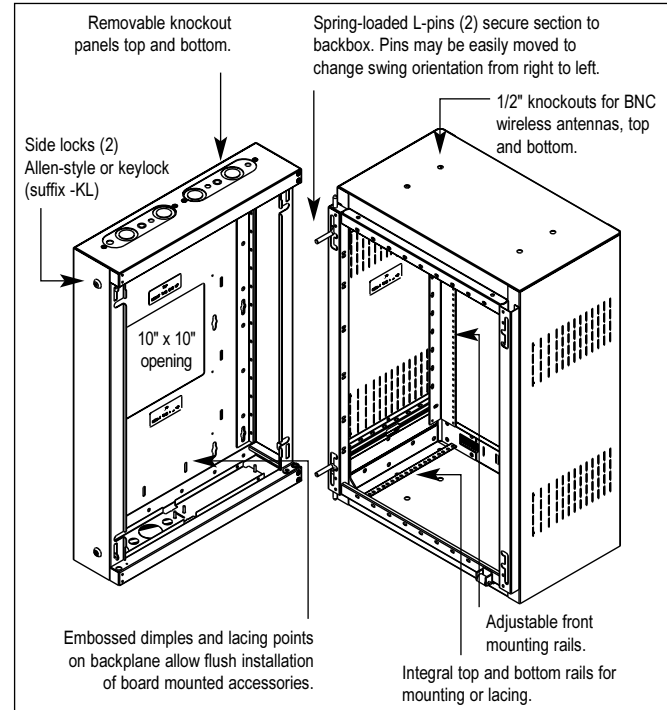
Thermal & Wire Mngmt



KNOCKOUT PANELS ON BACKBOX TOP
Each panel includes .5" knockouts for wireless antennas and .75"-.5" & 1.5"-1" knockouts for conduit.



KNOCKOUT PANELS ON BACKBOX BOTTOM
One panel includes .75"-.5" & 1.5"-1" knockouts for conduit. The other is a blank project panel.



L253 BACKBOX

L253 MOUNTING SECTION

Model *	Mtg Section Depth 20" usable** (A)	Backbox Depth (B)	Overall Depth (C)	Racking Height 19" panel width (D)	Overall Height (E)	Adj Rails Installed	Load Capacity	Standard*** Front Dr. Solid (1"D)	Optional*** Front Door Plexiglas (1"D)	Optional*** Front Door Perforated (1"D)	Optional Extra Rails Adj. (pr.)
L253-12*	18.18"	4.69"	24.05" (incl. door)	12.375" (7RU)	18.375"	1 pr.	125 lbs.	Included***	---	---	L212-12
L253-12LD*	18.18"	4.69"	23.05"	12.375" (7RU)	18.375"	1 pr.	125 lbs.	---	L2150-12P	L2150-12PF	L212-12
L253-17*	18.18"	4.69"	24.05" (incl. door)	17.625" (10RU)	23.625"	1 pr.	150 lbs.	Included***	---	---	L212-17
L253-17LD*	18.18"	4.69"	23.05"	17.625" (10RU)	23.625"	1 pr.	150 lbs.	---	L2150-17P	L2150-17PF	L212-17
L253-21*	18.18"	4.69"	24.05" (incl. door)	21.125" (12RU)	27.125"	1 pr.	150 lbs.	Included***	---	---	L212-21
L253-21LD*	18.18"	4.69"	23.05"	21.125" (12RU)	27.125"	1 pr.	150 lbs.	---	L2150-21P	L2150-21PF	L212-21
L253-28*	18.18"	4.69"	24.05" (incl. door)	28.125" (16RU)	34.125"	1 pr.	200 lbs.	Included***	---	---	L212-28
L253-28LD*	18.18"	4.69"	23.05"	28.125" (16RU)	34.125"	1 pr.	200 lbs.	---	L2150-28P	L2150-28PF	L212-28
L253-36*	18.18"	4.69"	24.05" (incl. door)	36.875" (21RU)	42.875"	1 pr.	250 lbs.	Included***	---	---	L212-36
L253-36LD*	18.18"	4.69"	23.05"	36.875" (21RU)	42.875"	1 pr.	250 lbs.	---	L2150-36P	L2150-36PF	L212-36
L253-42*	18.18"	4.69"	24.05" (incl. door)	42.125" (24RU)	48.125"	1 pr.	300 lbs.	Included***	---	---	L212-42
L253-42LD*	18.18"	4.69"	23.05"	42.125" (24RU)	48.125"	1 pr.	300 lbs.	---	L2150-42P	L2150-42PF	L212-42
L253-61*	18.18"	4.69"	24.05" (incl. door)	61.375" (35RU)	67.375"	1 pr.	300 lbs.	Included***	---	---	L212-61
L253-61LD*	18.18"	4.69"	23.05"	61.375" (35RU)	67.375"	1 pr.	300 lbs.	---	L2150-61P	L2150-61PF	L212-61

* Order options: Suffix -KL for keylocks instead of Allen-style side locks on backbox, Suffix -NP for Negative Pressurization-no side vents on mounting section, Suffix -G for Network Grey color instead of black.

** Approximate usable depth allows for partial extension of equipment into the backbox.

*** L253 Series models include a solid front door; Models with -LD suffix are 'less door' for open access or the ability to field mount an optional Plexiglas or perforated front door (order optional doors separately.)

Swing-out (sectional)



L253 Series

Swing-out (Sectional) Wall Cabinet - 19"W x 18"D Mounting Section



Backbox

Included with each cabinet. Boxed separately for installation convenience.




L253-28

Includes solid door



L253-28LD

(less door version)



Perforated Plexiglas Solid
Surface Doors



LWF-KIT
Internal Fan Kit



L28 Series
14"D Drawer



L212 Series
rails

Description *(continued from page 1)*

The mounting section includes a roller-closure device that allows the section to seat in a closed position without mandatory locking. Locking is accomplished with two side mounted, tool-activated Allen-style locks or keylocks when ordered with **-KL** suffix. The mounting section features one pair of adjustable rails (10-32), plus *integral* rails (10-32) top and bottom for miscellaneous mounting/lacing, and knockouts top and bottom for BNC antennas. Additionally, the vented sides include holes to mount optional fan kit Model LWF-KIT. To provide clearance for equipment knobs and front connections, the adjustable rails are recessed .625" from the front frame providing 1.375" space between equipment and the surface front door where applicable. Welded assembly is finished in Lowell's durable wrinkle powder epoxy in Black or Network Gray (suffix **-G**).

Installation Notes: The mounting section is boxed separately so that it can be field installed in advance of the mounting section which is often sent to the field completely wired with equipment. Additionally, the mounting section provides greater than 90 degree open-swing access for servicing and therefore requires a minimum swing clearance equivalent to the mounting section depth (18") plus 1" for the door if applicable. Includes 25 qty of Lowell's reliable PilotPoint™ screws with 5.1 hardness and captive washers; order RSP Series for extra hardware.

Rackware® System Accessories - Optional - order separately

Surface Front Doors. L253 Series cabinets include a solid front door; L253LD are less door to facilitate ordering an optional Plexiglas or perforated door. All doors feature attractive beveled edges, 180° access and the ability to be hung for right or left swing. Doors extend 1" from frame and include a pocket grip handle and standard lockset.

- **Solid Door.** Series L2150 (Included on "non LD" models) is precision-formed from a single sheet of 16-gauge steel for solid performance without twisting or bowing.
- **Plexiglas Door.** Series L2150-P is an attractive, smoked Plexiglas panel mounted within a 16-gauge steel frame for installations that desire security and visibility. Plexiglas is 3/16" thick for secure performance and a solid, high-quality look and feel.
- **Perforated Door.** Series L2150-PF is fully perforated - formed from a single sheet of 16-gauge perforated steel - providing ventilation, visibility, security and great looks.

Fan Kit. Model LWF-Kit is an optional interior fan that mounts easily to holes provided in the side vent pattern. The fan kit includes one 4.7" fan (50 cfm) with a protective guard, cordset, and hardware.

14"D Drawer. Series L28 is the ideal storage device for L253 Series wall cabinets. 14"D Models include L28-193 (2RU), L28-195 (3RU), or L28-197 (4RU).

Extra Mounting Rails. Series L212 may be added when rear rail support is required.

Extra Panel Hardware PilotPoint™ RSP-500 (500 qty jar), RSP-100 (100 qty bag), RSP50 (50qty bag)

Field friendly design allows swing orientation to be changed on-site without removing equipment; a real time saver if equipment has been pre-installed, wire dressed, and bench tested. Some configurations may require moving hinges in the field; a much easier task than removing and rewiring equipment.

All sections and doors are shipped for right-hand hinging.

Field Flexibility!		
Easily change swing orientation without removing equipment. <i>(configurations shown with front door)</i>		
	Right-hinge Section Right-hinge Door (most common)	As shipped (no change required)
	Right-hinge Section Left-hinge Door	Move door hinges
	Left-hinge Section Left-hinge Door	Invert backbox Move section L-pin hinges Move door hinges
	Left-hinge Section Right-hinge Door	Invert backbox Move section L-pin hinges



L253 Series

Swing-out (Sectional) Wall Cabinet - 19"W x 18"D Mounting Section

A & E Specifications

Sectional Wall Cabinet(s) shall be Lowell Series L253 Model _____ (L253-12, L253-17, L253-21, L253-28, L253-36, L253-42, L253-61) with 4.69"D backbox, 18"D mounting section equipped with vents and Allen-style side locks, and solid front door.

Ordering options include: Suffix -LD for less front door if open access or field mounted perforated or Plexiglas door is specified. Suffix -KL if keylocks instead of Allen locks are specified for locking backbox to mounting section. Suffix -NP (negative pressurization) if no vents in the mounting section are specified. Suffix -G if neutral Network Gray color instead of Black is specified.

Mounting section(s) shall measure 23.062"W x 18.18"D x _____"H with _____RU panel space for mounting 19"W E.I.A. standard components. Mounting section(s) shall include one pair of front-to-rear adjustable mounting rails tapped 10-32 with mounting hardware. The section shall also include integral rails on E.I.A. spacing, top and bottom, and knockouts for BNC style antennas top and bottom. The mounting section shall be formed of 16 gauge certified US steel with triple-formed side-to-bottom and side-to-top wrapped construction to achieve strength equivalent to 3/16" thick steel. The mounting section attaches to the backbox from the inside using two heavy-duty, spring-loaded L-pins that are

self seating and positive locking. The L-pins may be moved to the opposite side to change swing orientation if desired. Finish shall be wrinkle powder epoxy.


The companion backbox shall be 4.69"D and formed from 16 gauge certified US steel with keyhole mounting slots on 16" centers. It shall include a 10" x 10" opening for mounting over electrical pull boxes, removable knockout panels top and bottom, embossed dimples and lacing points on the backplane, and two locks on the 4.69"D side for security between the backbox and the mounting section. Knockout panels shall be equipped with 0.5" knockouts for BNC and compound knockouts for conduit size .75"-.5" and 1.5"-1".

Optional rack system accessories shall include surface Plexiglas or perforated front door Model _____, fan kit Model LWF-KIT, shallow depth drawer model _____, extra mounting rails Model _____ and other accessories specified: _____.

Lowell racks and cabinets are manufactured in the USA using Certified US steel. For quality assurance, they are precision formed and finished to the same exacting standards to provide trouble-free installation and professional appearance.



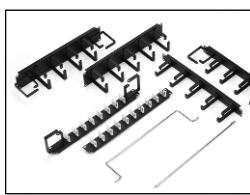
Remember to specify Lowell Rackware® accessories to meet your project requirements.



Vent and Blank Panels



Shelves and Drawers



Wire Management



Cooling



Hardware

Order extra PilotPoint™ screws.

See also Lowell's complete section of AC power products including rackmount panels, strips, controllers, sequencers, filters and surge suppressors.



Power