

#### Description

Lowell's rackmount device panels with punched device opening and **PocketID™** present a clean and organized solution for mounting and identifying accessory devices in the front of the rack. Modular 19" steel panels use minimal rack space and will accept a variety of low voltage devices that would otherwise require custom-built panels or "creative" mounting techniques. Models with cutouts feature a rear lacing flange for wire management, hardware, durable black finish, and a mounted polycarbonate overlay with clear **PocketID™** area for label strip identification of mounted devices. *Model LD4-RM has no label area.*

Lowell's **PocketID™** window allows for a 1/2" strip of paper to be inserted for device identification. The labeling can be hand written or computer-generated and printed on 8.5"x 11" paper using Lowell's pre-formatted templates (MSWord® format). Simply download the appropriate **PocketID™** template from the Lowell website.

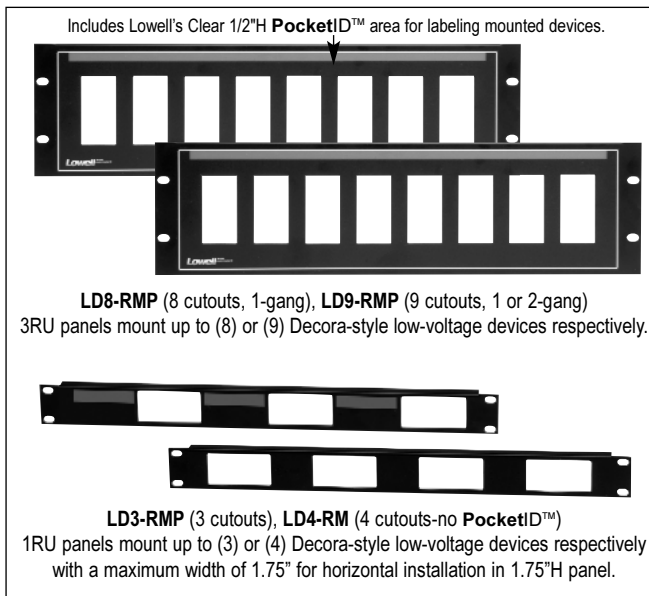
**Model LD8-RMP and LD9-RMP** are 3RU panels that mount up to eight or nine Decora®-style low voltage 1-gang devices respectively. Model LD9-RMP will additionally mount standard 2- or multi-gang devices. Both are ideal for use with Lowell's LVC-DB Series volume controls in black to match the panel (other colors available-see volume control spec sheet) and Lowell's remote switch Series RPSB. Unused positions may be filled with Model DBB-4 filler plates in satin black (order separately).

**Model LD3-RMP and LD4-RM** are 1RU space-saving panels that mount up to three or four Decora®-style devices respectively with a maximum width of 1.75" for horizontal orientation on the 1.75"H (1RU) panel. Model LD3-RMP includes Lowell's **PocketID™** label window; LD4-RM does not. Both are ideal for use with Lowell's 10KLVC-D Series 10K potentiometers and Lowell's remote switch Series RPSB. Unused positions may be filled with DBB-4 filler plates (order separately).

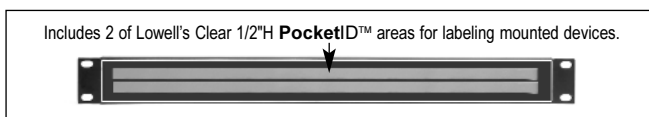
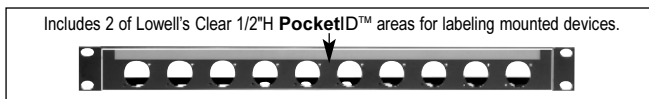
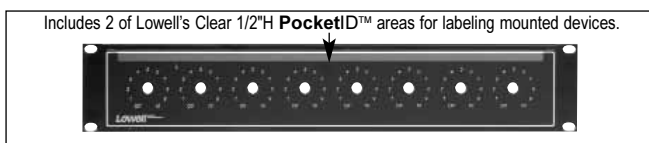
**Model LVC-RMP** is 2RU and mounts up to eight Lowell rackmount LVC-RM Series 25W, 50W and 100W volume controls with black knob. It will also mount Lowell's 200LVC-RM 200W control if mounted in every other position. Blank filler plugs are also included for unused positions.

**Model LN10-RMP** is 1RU and mounts up to ten Neutrik D-Series or Switchcraft E-Series connectors. Panel includes a bag of 24 black, nickel sheet metal screws for efficient connector mounting without rear capture nuts. Connectors and blank filler plates by others (Neutrik filler model is #DBA - order from Neutrik).

**Model LPID-RMP** is a blank 1RU panel with a large **PocketID™** window with a divider for labeling equipment above and below.



Panels for Decora®-style devices



Panel Model	Dimensions	Description	Mounts Low Voltage Device Model (order controls & devices separately)	Fill plugs/plates (for unused positions)
<b>LD8-RMP</b>	19"W x 5.25"H (3RU)	Panel for up to 8 Decora-style devices	1-gang Decora®-style devices including: Volume control Series LVC-DB*, LVCS-DB*, 200LVC-RMDB, KL100-DB and Switch Series RPSB	DBB-4 (order separately)
<b>LD9-RMP</b>	19"W x 5.25"H (3RU)	Panel for 1 or 2-gang Decora-style devices	1 or 2-gang Decora®-style devices including: Volume control Series LVC-DB*, LVCS-DB*, KL100-DB and Switch Series RPSB	DBB-4 (order separately)
<b>LD3-RMP</b>	19"W x 1.75"H (1RU)	Panel for up to 3 Decora-style devices (1.75"W max)	1-gang 1.75"W (max) Decora® devices including: Potentiometer 10KLVC-D, Switch Series RPSB	DBB-4 (order separately)
<b>LD4-RM</b>	19"W x 1.75"H (1RU)	Panel for up to 4 Decora-style devices (1.75"W max)	Potentiometer 10KLVC-D, Switch Series RPSB	DBB-4 (order separately)
<b>LVC-RMP</b>	19"W x 3.5"H (2RU)	Panel for up to 8 LVC-RM (25, 50, 100W) volume controls or up to 4 200LVC-RM (200W) controls	Rackmount volume control Series LVC-RM	Black plastic plugs included
<b>LN10-RMP</b>	19"W x 1.75"H (1RU)	Panel for up to 10 Neutrik D or Switchcraft E devices	Neutrik "D" or Switchcraft "E" Series	Order from connector manuf.
<b>LPID-RMP</b>	19"W x 1.75"H (1RU)	Label ID panel with 2 label pockets for identifying equipment above & below the panel		
<b>DBB-4</b>	4-Pack, Decora®-style blank plates	fill unused positions in LD8-RMP, LD9-RMP, LD3-RMP, LD4-RMP. Color is satin black.		

\*Volume controls listed include a black subplate, wall plate (discard) and black knob. To order in white or ivory change the B to W or to I; Example: 25LVC-DW is white - see page 2.

Clear PocketID™ label window provides easy device identification using a 1/2" H paper strip. Download the easy to use label template from the Lowell website. [www.lowellmfg.com](http://www.lowellmfg.com)



Lowell LVC-DB Series (Decora®-style black) volume controls shown. Order separately. Lowell DBB blank plates shown. Order separately.

**LD8-RMP (front view)**

3RU panel for mounting up to (8) Decora®-style low-voltage devices by Lowell or others.

**LABELING**

Lowell's PocketID™ window allows for a 1/2" strip of paper to be inserted for device identification. Panels include a paper template for handwritten labels. Labeling can also be computer-generated and printed on 8.5" x 11" paper using Lowell's pre-formatted templates (MSWord® format). Simply download the appropriate PocketID™ file from the Lowell website [www.lowellmfg.com](http://www.lowellmfg.com) and enter your panel information. Labels print in landscape (horizontal 11" x 8.5") format on standard or heavy weight paper.


**WIRING**

Lowell's RMP Series panels feature a built-in lacing flange on the rear of the panel to facilitate wire-tie lacing of mounted devices.

**A & E Specifications**

Low voltage accessory devices (as specified) shall be mounted into Lowell rackmount device panel Model \_\_\_\_\_ (LD8-RMP, LD9-RMP, LD3-RMP, LD4-RM, LVC-RMP, LN10-RMP, LPID-RMP). Panel shall be 19"W x \_\_\_\_\_ (5.25"H, 3.5"H, 1.75"H). Panel shall be formed steel construction with punched device cutouts and hardware, a rear lacing flange for wire management, black epoxy finish and a silkscreened overlay with clear window for inserting a 1/2" H paper strip for labeling.

**Cover plates:** To cover unused device cutouts in Model LD8-RMP, LD9-RMP, LD3-RMP, LD4-RM order Model DBB-4 (4-pack of Decora®-style cover plates); Model LVC-RMP includes cover plugs; Model LN10-RMP requires blank plates by the connector manufacturer specified (Neutrik or Switchcraft).



Lacing flange with cutouts for wire-tie lacing.

**LD8-RMP (rear view)**

Shown with jobsite-mounted controls and typical wiring/lacing.

Open Frame Floor

Solid Side Floor & Desk

Wallmount Surface & Recessed

Panels & Accessories

Thermal & Wire Mngmt

**Lowell Devices for Panel Models:**

**LD8-RMP and LD9-RMP** (order separately) Remove trim plate on all but 200LVC-RMDB



**LVC-DB Series**  
Decora-style Volume Controls  
(70V: 25W, 50W, 100W)  
(Stereo: 100W)



**200LVC-RMDB\***  
Decora-style Volume Control  
(70V: 200W)  
\*must be mounted in every other position to fit.



**RPSB Series**  
Remote Switches  
(available with momentary or maintained closure)



**LVC-RM Series**  
Rackmount Volume Controls  
(70V: 25W, 50W, 100W)  
(Stereo: 100W)



**200LVC-RM\***  
Rackmount Volume Control  
(70V: 200W)  
\*must be mounted in every other position to fit.



**10KLVC-D Series**  
Decora-style Potentiometers  
(10K ohm for VCA amplifiers)



**RPSB Series**  
Remote Switches  
(available with momentary or maintained closure)

**Lowell Devices for Panel Models:**

**LD3-RMP and LD4-RM** (order separately)