

VPL-CX63
VPL-CX61

SONY

3LCD Projectors



THE NEW WAY OF BUSINESSSM

Bright, Stylish, and Compact – Sony VPL-CX63/CX61 Data Projectors are Ideal for a Wide Range of Applications, from Business to Education

The Sony VPL-CX63 and VPL-CX61 are stylish and compact XGA data projectors that display bright pictures even in high ambient-light conditions, thanks to a superb brightness of 3000 ANSI lumens^{*1} and 2500 ANSI lumens, respectively. The XGA (1024 x 768) resolution provides excellent image quality, while the incredibly low fan noise of just 28 dB^{*2} enables undisturbed presentations in conference rooms, lecture halls, or classrooms. Also, the VPL-CX63 and VPL-CX61 come equipped with two RGB inputs (for flexibility when connecting to multiple sources), one monitor output, an RS-232C port for control, two audio inputs, and one audio output. What's more, these projectors offer a direct power on/off function, an Off & Go function, and many other convenient features.

If you are looking for compact and affordable projectors, for applications ranging from business to education, the VPL-CX63 and VPL-CX61 are the perfect choice.

^{*1} ANSI Lumen is a standard measuring of the American National Standards Institute IT7.228. Since there are multiple methods of measuring brightness, the way that brightness is specified will vary among manufacturers.

^{*2} When the lamp mode is set to STANDARD.



FEATURES

High Brightness and High Picture Quality

Both the VPL-CX63 and VPL-CX61 incorporate three Sony 0.79-inch LCD panels, providing native XGA (1024 x 768) resolution. With a 190 W lamp, the VPL-CX63 achieves a brightness of 3000 ANSI lumens and the VPL-CX61 reproduces bright images at 2500 ANSI lumens. As a result, these projectors can provide outstanding image quality even in extremely high ambient-light conditions. Also, because the VPL-CX63 and VPL-CX61 projectors process LCD driver signals digitally, they reproduce images with a high degree of quality. Plus, by adopting 10-bit 3D Gamma correction circuitry, they also achieve smooth gradation of the projected image.

3LCD Projection System

Because the VPL-CX63 and VPL-CX61 adopt a 3LCD projection system, projected images are bright and natural. 3LCD is a projection system using three LCD panels (also known as high-temperature polysilicon or HTPS) that provides high light transmission and excellent color reproduction. It also provides smooth gradients in dark areas, and even helps prevent color breakup.



Short Focal-Length Lens, Power Focus, and Power Zoom

The short focal-length lens enables a large screen size from a short throwing distance. An 80-inch^{*3} image can be projected from an approximate distance of just 7.9 feet (2.4 meters). This feature is invaluable when room space is limited but dynamic presentations are required.

^{*3} Viewable area, measured diagonally.

Low Fan Noise

The VPL-CX63 and VPL-CX61 are designed to minimize fan noise, registering a sound level of just 28 dB when the lamp mode is set to STANDARD. This helps audiences to concentrate on the speaker during presentations.

Installation Flexibility

- Ceiling Mountable
- Back-to-Front Tilt
- Direct Power On/Off

Easy Setup

- Auto Keystone Correction
- Auto Input Search
- Smart APA (Auto Pixel Alignment)

Off & Go Function*4

Continues to run its cooling fan even after the projector is unplugged

*4 Turn off the projector in accordance with the operating instructions.

Flexible Interfaces

- Input Flexibility: Accepts video signals from SD to HD (Composite, S-video, Component, and RGB input signals) and computer signals of up to SXGA+
- Two RGB Input Terminals
- Monitor Output and Variable Audio Output
- RS-232C Control

Security

- Password Authentication System (security lock)
- Control Panel Key Lock

Other Features

- Easy-to-use Remote Commander™ Unit
- On-Screen Multi-Language Setup Menu
- Digital Zoom (up to 4x)
- Picture Freeze
- Picture and Audio Muting
- Selectable Lamp Wattage (190 W or 150 W)

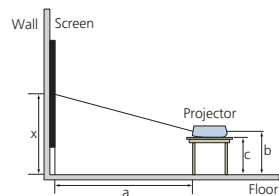
Preset Signals

Memory No.	Preset signal	fh (kHz)	fv (kHz)	Sync.
1	Video 60Hz 60 Hz	15.734	59.940	—
2	Video 50Hz 50 Hz	15.625	50.000	—
3	15K RGB/Component 60Hz 480/60i	15.734	59.940	S on G/Y or Composite sync
4	15K RGB/Component 50Hz 575/50i	15.625	50.000	S on G/Y or Composite sync
5	1080/60i 1035/60i, 1080/60i	33.750	60.000	—
6	640 x 350 VGA mode1	31.469	70.086	H-pos, V-neg
7	VGA VESA 85 Hz	37.861	85.080	H-pos, V-neg
8	640 x 400 PC-9801 Normal	24.823	56.416	H-neg, V-neg
9	VGA mode 2	31.469	70.086	H-neg, V-pos
10	VGA VESA 85 Hz	37.861	85.080	H-neg, V-pos
11	640 x 480 VGA mode 3	31.469	59.940	H-neg, V-neg
12	Macintosh 13"	35.000	66.667	H-neg, V-neg
13	VGA VESA 72 Hz	37.861	72.809	H-neg, V-neg
14	VGA VESA 75 Hz	37.500	75.000	H-neg, V-neg
15	VGA VESA 85 Hz	43.269	85.008	H-neg, V-neg
16	800 x 600 SVGA VESA 56 Hz	35.156	56.250	H-pos, V-pos
17	SVGA VESA 60 Hz	37.879	60.317	H-pos, V-pos
18	SVGA VESA 72 Hz	48.077	72.188	H-pos, V-pos
19	SVGA VESA 75 Hz	46.875	75.000	H-pos, V-pos
20	SVGA VESA 85 Hz	53.674	85.061	H-pos, V-pos
21	832 x 624 Macintosh 16"	49.724	74.550	H-neg, V-neg
*22	1024 x 768 XGA VESA 43 Hz	35.524	86.958	H-pos, V-pos
23	XGA VESA 60 Hz	48.363	60.004	H-neg, V-neg
24	XGA VESA 70 Hz	6.476	69.955	H-neg, V-neg
25	XGA VESA 75 Hz	60.023	75.029	H-pos, V-pos
26	XGA VESA 85 Hz	68.677	84.997	H-pos, V-pos
27	1152 x 846 SXGA VESA 70 Hz	63.995	70.019	H-pos, V-pos
28	SXGA VESA 75 Hz	67.500	75.000	H-pos, V-pos
29	SXGA VESA 85 Hz	77.487	85.057	H-pos, V-pos
30	1152 x 900 SUN LO	61.795	65.960	H-neg, V-neg
31	SUN HIGH	71.713	76.047	Composite sync
32	1280 x 960 SXGA VESA 60 Hz	60.000	60.000	H-pos, V-pos
33	SXGA VESA 75 Hz	75.000	75.000	H-pos, V-pos
*34	1280 x 1024 SXGA VESA 43 Hz	46.433	86.872	H-pos, V-pos
35	SGL-5	53.316	50.062	S on G (H-pos, V-pos)
36	SXGA VESA 60 Hz	63.974	60.013	H-pos, V-pos
37	SXGA VESA 75 Hz	79.976	75.025	H-pos, V-pos
38	SXGA VESA 85 Hz	91.146	85.024	H-pos, V-pos
43	480/60p	31.470	60.000	S on G
44	575/50p	31.250	50.000	S on G
45	1080/50i	28.130	50.000	—
47	720/60p	45.000	60.000	—
48	720/50p	37.500	50.000	—
50	540/60p	33.750	60.000	—
52	1400 x 1050 SXGA+ 60 Hz	63.981	60.020	H-neg, V-neg

*Memory numbers 22 and 34 accept the signal as an interlace signal. Images may not be reproduced correctly when signals other than those listed above are input. Contact your local Sony sales office for more information regarding signals not listed.

Throwing Distance

Floor Installation

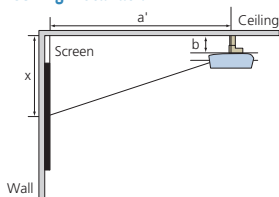


Screen Size (inches)		40	60	80	100	120	150	180	200	250	300
a	Minimum	45 3/4 (1160)	69 3/8 (1760)	93 (2360)	117 (2970)	140 5/8 (3570)	176 1/8 (4470)	211 7/8 (5380)	235 1/2 (5980)	295 (7490)	354 3/8 (9000)
	Maximum	53 1/4 (1350)	80 3/8 (2040)	108 (2740)	135 1/2 (3440)	163 1/8 (4140)	204 (5180)	245 3/8 (6230)	272 7/8 (6930)	341 1/2 (8670)	410 3/8 (10420)
b		x-9 3/8 (x-237)	x-14 (x-356)	x-18 3/4 (x-474)	x-23 3/8 (x-593)	x-28 (x-711)	x-35 (x-889)	x-42 (x-1067)	x-46 3/4 (x-1185)	x-58 3/8 (x-1482)	x-70 1/8 (x-1778)
c		x-11 7/8 (x-299)	x-16 1/2 (x-417)	x-21 1/8 (x-536)	x-25 7/8 (x-654)	x-30 1/2 (x-773)	x-37 1/2 (x-951)	x-44 1/2 (x-1129)	x-49 1/8 (x-1247)	x-60 7/8 (x-1543)	x-72 1/2 (x-1840)

a: distance between the screen and the center of the lens
 b: distance between the floor and the center of the lens
 c: distance between the floor and the foot of the projector
 x: distance between the floor and the center of the screen, free

Unit: inch (mm)

Ceiling Installation



Screen Size (inches)		40	60	80	100	120	150	180	200	250	300
a'	Minimum	49 3/8 (1260)	73 1/4 (1860)	97 3/8 (2470)	121 (3070)	144 5/8 (3670)	180 3/8 (4580)	215 7/8 (5480)	239 7/8 (6090)	299 1/4 (7600)	358 3/8 (9100)
	Maximum	57 1/8 (1450)	84 3/8 (2140)	111 7/8 (2840)	139 1/2 (3540)	167 (4240)	208 (5280)	249 1/4 (6330)	276 13/16 (7030)	345 3/8 (8770)	414 1/4 (10520)
x		b+11 5/8 (b+293)	b+16 1/4 (b+411)	b+20 7/8 (b+530)	b+25 5/8 (b+649)	b+30 1/4 (b+767)	b+37 1/4 (b+945)	b+44 1/4 (b+1123)	b+48 7/8 (b+1241)	b+60 5/8 (b+1538)	b+72 1/4 (b+1834)
b		free									

a': distance between the screen and the front mounting hole on the bottom surface of the projector
 b: distance between the ceiling and the front mounting hole on the bottom surface of the projector
 x: distance between the ceiling and the center of the screen Ceiling mount is not supplied.
 Please contact your nearest Sony office for details on installing the VPL-CX63/CX61

Unit: inch (mm)

SPECIFICATIONS

VPL-CX63		VPL-CX61
Optical		
Projection System	3 LCD panels, 1 lens projection system	
Panel	0.79-inch TFT LCD panel 2,359,296 (1024 x 768 x3) pixels	
Projection Lens	1.2 times zoom lens, f = 23.5 to 28.2 mm, F 1.6 to 1.78	
Lamp	190W Ultra high pressure lamp	
Screen Coverage	40 to 300 inches (viewable area measured diagonally)	
Light Output	3000 ANSI lm (Lamp mode: High)/2400 ANSI lm (Lamp mode: Standard)	2500 ANSI lm (Lamp mode: High)/2000 ANSI lm (Lamp mode: Standard)
Throwing Distance	80-inch	7.9 to 8.9 feet (2.4 to 2.7 m)
	100-inch	9.8 to 11.2 feet (3.0 to 3.4 m)
Signals		
Color System	NTSC _{3.58} , PAL, SECAM, NTSC _{4.43} , PAL-M, PAL-N (automatically/manually selected)	
Resolution	Video	750 TV lines
	RGB	1024 x 768 pixels
Acceptable Input Signals	Computer	fH: 19 to 92 kHz, fV: 48 to 92 Hz (up to UXGA 60 Hz)
	Video	Composite Video, Y/C Video 15 kHz RGB 50/60 Hz, Progressive Component 50/60 Hz, DTV (480/60i, 575/50i, 480/60p, 575/50p, 1080/60i, 1080/50i, 720/60p, 720/50p, 540/60P)
General		
Speaker	Mono, Max. 1 W	
Power Requirements	AC 100 to 240 V, 50/60 Hz	
Power Consumption	Max	280 W
	Standby	5 W (Standby mode: Standard)/0.5 W (Standby mode: Low)
Operating Temperature	32 to 95 °F (0 to 35 °C)	
Operating Humidity	35 to 85 % (non condensing)	
Storage Temperature	-4 to 140 °F (-20 to 60 °C)	
Storage Humidity	10 to 90%	
Dimension (WxHxD)	13 x 3 3/4 x 11 1/4 inches (328 x 92.6 x 283.8 mm), excl. projections	
Weight	Approx. 8 lbs 3 oz (Approx. 3.7 kg)	
Heat Dissipation	921.3 BTU	
INPUT/OUTPUT		
Input	RGB/Component	HD D-sub 15 pin x 1 (Input A)
	RGB	HD D-sub 15 pin x 1 (Input B)
	S-Video	Mini DIN 4 pin x 1
	Composite	RCA pin jack x 1
	Audio	Stereo mini jack x 2 (for video/S-video and Input A/Input B)
Output	RGB	HD D-sub 15 pin x 1
	Audio (variable out)	Stereo mini jack x 1
	Supplied Accessories	Remote Commander Unit (RM-PI5), Lithium battery for Remote Commander Unit CR2025, HD D-sub 15 pin cable, Air filter for replacement, Security label, Operating Instructions (CD-ROM), Quick reference manual, AC power code, Safety regulations booklet

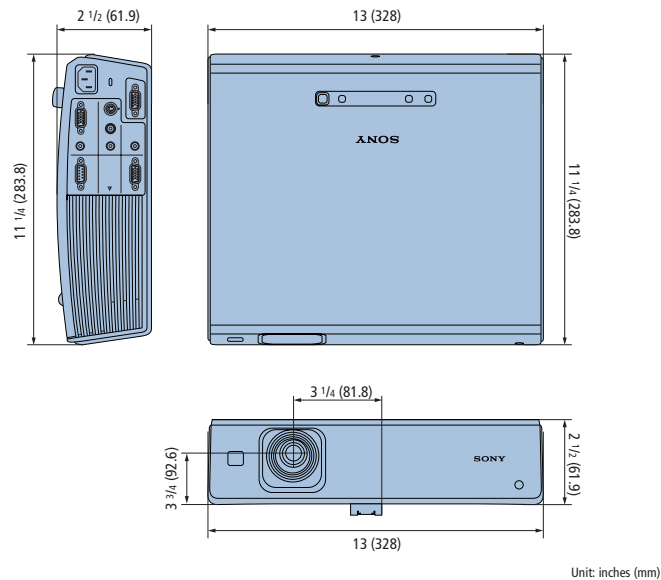
OPTIONAL ACCESSORIES



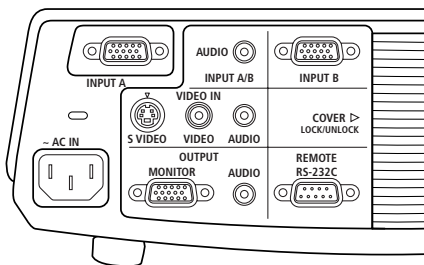
LMP-C190

Projector Lamp (for replacement)

DIMENSIONS



CONNECTOR PANEL



- Lead-free solder is used for soldering.
- Halogenated flame retardants are not used in cabinets and in printed wiring boards.
- Corrugated cardboard is used for the packaging cushions.
- Standby power consumption: 0.5 W

SONY®

Sony Electronics Inc.
1 Sony Drive
Park Ridge, NJ 07656
www.sony.com/projectors

©2006 Sony Electronics Inc. All rights reserved.
Reproduction in whole or in part without written permission is prohibited.
Features and specifications are subject to change without notice.
All non-metric weights and measurements are approximate.
Sony and Remote Commander are trademarks of Sony.
All other trademarks are the property of their respective owners.