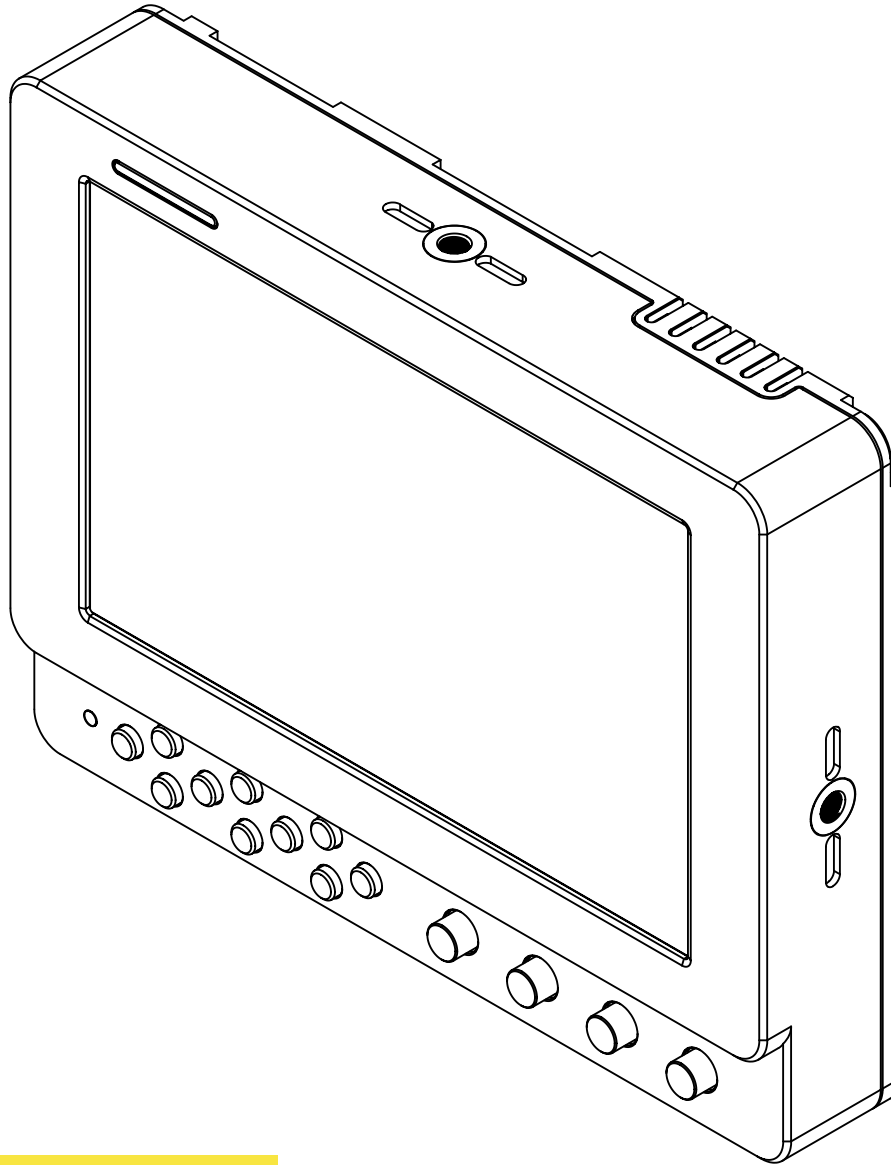


# VFX7-V2



## VX Series 7" 4K/3G-SDI On-Camera Tally Field Monitor



### What's Included

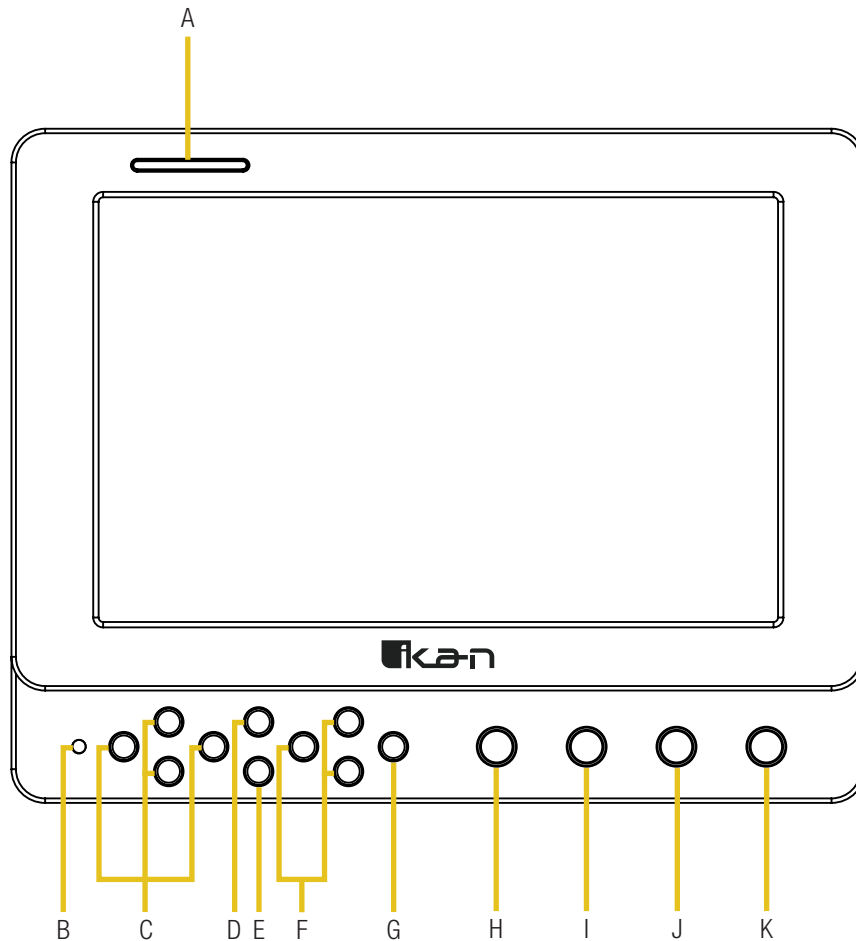
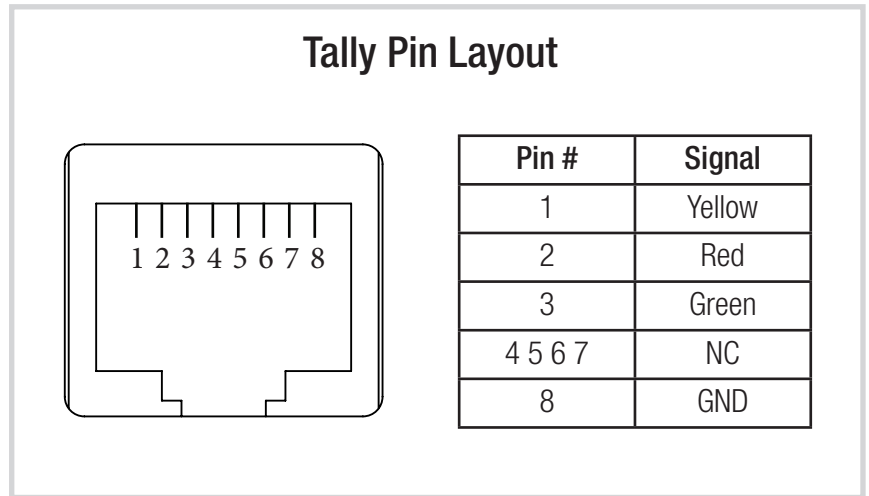
- 1x VXF7-V2 Monitor
- 1x Sun Hood
- 1x Power Adapter
- 1x D-Tap Cable



# Getting Started

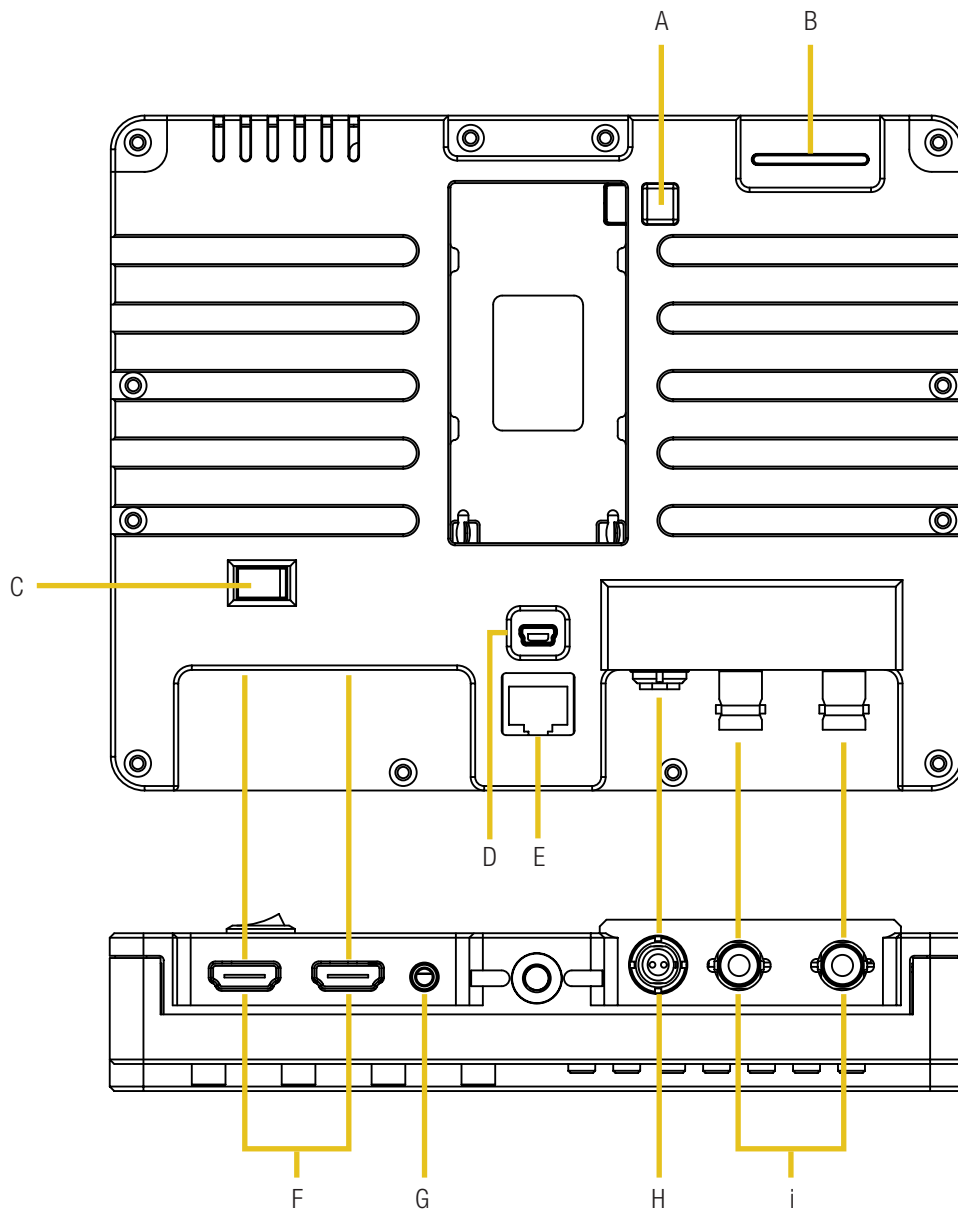
## Front

- A. Front Tally Lights
- B. Power LED Indicator
- C. F1-F4 Buttons  
(Functions can be mapped in Menu)
- D. Input Switch Button
- E. Exit Button
- F. Navigation Buttons
- G. Menu / Right Arrow Button
- H. Brightness Knob
- I. Contrast Knob
- J. Chroma Knob
- K. Sharpness Knob



# Back

- A. Battery Release Button
- B. Rear Tally Lights
- C. On / Off Switch
- D. Mini USB Update Port
- E. RJ45 Tally Port
- F. HDMI Input / Output Terminal
- G. 3.5mm Headphone Output
- H. DC 7-24V Power Terminal
- I. SDI Input / Output Terminal



# Configuration of Setting Menus

## Assistant Function

- False Color – This feature utilizes a full spectrum of assigned color indicators to show overall brightness of the image. This helps achieve perfect exposure.
- Peaking – The monitor is equipped with a color peaking feature which highlights the desired focus area in a bright color. The operator adjusts the focus until the subject is surrounded with the color outline.
- Zebra – The monitor will display slanted lines where the image is overexposed or underexposed.
- Solid Color – Toggle between mono colors red, green, blue, black and white.
- Battery Level – Toggle on battery level indicator icon.

## Assistant Line

- Center Mark – Display a crosshair on the center of the screen.
- Safe Area – Show safety border between the following: 80%, 85%, 90%, 93%, 96%
- Mark Ratio – Toggle aspect ratio guide lines for 4:3, 16:9, 1.85:1, 2.35:1
- Mark Color – Change the color of the center mark, safe area, mark ratio, and grid lines: white, black, red, green, blue
- Transparency – Adjust the transparency of the assistant lines.
- Grid Lines – Toggle on a grid of 3x3, 4x4, 5x5, 6x6

## Display

- Aspect Ratio – Toggle between Auto, 16:10, 16:9, 4:3, 1.85:1, 2.35:1
- Scan Mode – Toggle between Standard(UnderScan) or OverScan
- Pixel to Pixel – 1:1 pixel to pixel mapping
- Zooming – Allows operator to zoom into the image x1.4, x2, x4, x8, x10
- Vertical Flip – Flips the image vertically
- Freeze Frame – Freezes the image

## Waveform Setup

- Waveform Mode – Toggle between Luminance Waveform, Histogram, R Histogram, G Histogram, B Histogram
- Waveform Color – Adjust the background color of the waveform box. Black is solid, Gray is slight transparent
- Audio Table – Allows the operator to monitor audio channels.

## Color

- Brightness – 0-100
- Contrast – 0-100
- Saturation – 0-100
- Sharpness – 0-100
- Color Temp – 5600K, 6500K, 9300K, User (Custom)
- R-Gain – 0-255 (User Mode Only)
- G-Gain - 0-255 (User Mode Only)
- B-Gain - 0-255 (User Mode Only)

## Shortcut

- Option to map the F1, F2, F3, F4, Up, Down, and Left key for quick access to features

## System

- Language – English, Chinese
- Menu Color – Black, Gray
- Menu Duration – Off, 5S, 10S, 15S
- Transparency – Toggle menu transparency
- Backlight – 0-100
- Volume – 0-100
- Reset – reset to factory settings
- Software Update – used to update the monitor's firmware

## Specifications

Aspect Ratio	16:10
Backlight	LED
Brightness	450 cd/m2
Contrast Ratio	800:1
Inputs	HDMI, 3G-SDI
Outputs	HDMI, 3G-SDI
Resolution	1920 x 1200
Product Dimensions	7.8 x 6 x 1.2 in
Product Weight	1.8 lb
UPC Code	847983031627
Viewing Angle	178°(89°/89°)

## Supported Video Signals Specifications

HDMI	720*480i & 720*480p @ 59.94, 60Hz 720*576i & 720*576p @ 50Hz 1280*720p @ 50, 59.94, 60Hz 1920*1080i @ 50, 59.94, 60Hz 1920*1080psf @ 24, 25, 29.97, 30Hz 1920*1080p @ 23.97, 24, 25, 29.97, 30, 50, 59.94, 60Hz 3840*2160p @ 24, 25, 30Hz 4096*2160p @ 24Hz
SDI	720*480i @ 59.94, 60Hz 720*576i @ 50Hz 1280*720p @ 50, 59.94, 60Hz 1920*1080i @ 50, 59.94, 60Hz 1920*1080psf @ 24, 25, 29.97, 30Hz 1920*1080p @ 23.93, 24, 25, 29.97, 30, 50, 59.94, 60Hz

## Optional Accessories

Some other products that work well with the VXF7-V2 available from Ikan include:

- MA207** 7 in. Articulating Arm
- MA211** 11 in. Articulating Arm
- MA211-R** 11 in. Articulating Arm w/ Single Rod Mount

## Learn More

More dynamic information at official website: [www.ikancorp.com](http://www.ikancorp.com)

## Support

Contact email: [support@ikancorp.com](mailto:support@ikancorp.com)

---

### CONDITIONS OF WARRANTY SERVICE

- Free service for one year from the day of purchase if the problem is caused by manufacturing errors.
- The components and maintenance service fee will be charged if the warranty period is expired.

**Free Service will not be provided in the following situations: (\*Even if the product is still within the warranty period.)**

- Damage caused by abuse or misuse, dismantling, or changes to the product not made by the company.
- Damage caused by natural disaster, abnormal voltage, and environmental factors, etc.

©2020 Ikan International. All rights reserved.

