
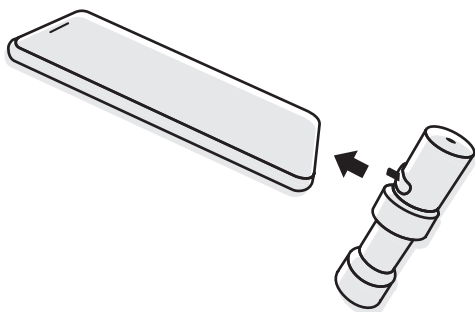


RØDE



VideoMic™ Me-C Quickstart Guide

1



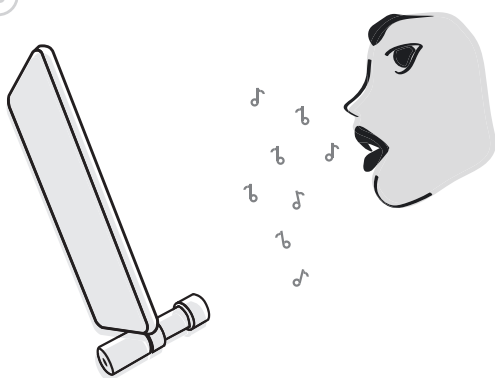
2

A

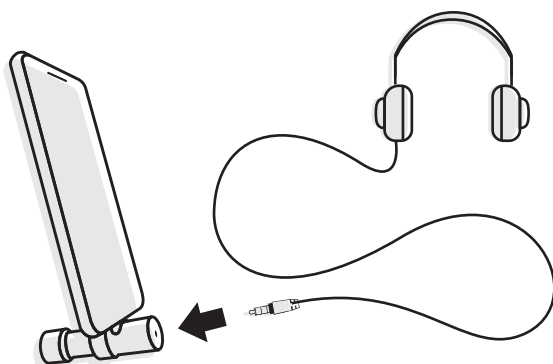



2

B



3





**RØDE
Reporter**



Scan the QR code
to download the
RØDE Reporter app

REGULATORY & SAFETY

규정 및 안전 지침

IMPORTANT SAFETY INFORMATION

1. Read and understand the instructions and safety guide completely before using the product.
2. Ensure both the instruction manual and safety guide are accessible to all users, including when passing the product on to third parties.
3. Only use this product with authorised RØDE accessories.
4. Do not open the product housing. This will void the warranty.
5. Refer all service and repair to RØDE-approved service personnel. Service or repair is required for products that have been damaged, exposed to liquid, rain or moisture, or do not operate normally.
6. Use the product only in the ways described in the instructions.
7. Do not use the product if it was damaged during transportation.
8. Keep the product away from liquids and electrically conductive objects that are not necessary for operation.
9. Do not use any solvents or corrosive cleaning agents to clean the product.
10. Do not adjust the controls of the product in an environment that requires your attention (operating machinery, driving etc.).

Europe



Hereby, RØDE Microphones, declares that the VideoMic Me-C is in conformity with the relevant Union harmonization legislation: Directive 2014/30/EU.

Australia /
New Zealand



ID: R-R-R72-VMMC
Company Name: RØDE Microphones
Model: VideoMic Me-C
Country of Origin: Australia

Power

5V === 100mA



To prevent possible hearing damage, do not listen at high volume levels for long periods.

RØDE Microphones
107 Carnarvon St, Silverwater,
2128 NSW Australia

Love your VideoMic™ Me-C?
Share with us **#rodemic**

@rodemic rodemic

@rodemics @rodemic



Scan the
QR code to
find out more

rode.com