


Combining high-quality audio with brilliant lighting to create harmonious ambiance



Description

It's apparent that lighting within a venue has a direct effect on the atmosphere it creates and quite often the audio is overlooked during the interior design process for which the overall ambience suffers. But to have a homogenous and pleasing environment, you need both elements to complement each other and the room.

K-array truly believes in providing, not just high-quality sound, but an overall experience that elevates all the senses which is why we have designed one product to address both these needs.

We have combined our innovative audio expertise with high-end lighting technology in the form of the Rail, a 1.2-meter line of warm, homogeneous linear LED lights with full-range cone drivers. And to adapt to a variety of needs, the line comes with a host of combinations to coverage a wide range of applications.




Our offerings in the Rail line provide a selection of different direct light distribution: Symmetric, which spreads the light equally in all directions; Asymmetrical, where the light is directed sideways to one side of the vertical plane; Mini Spot, which creates a fixed spotlight; and Electrified Track, where magnetic spotlights are adjustable to point in the desired direction. There is also the possibility to add indirect lighting to the top of the unit of the abovementioned models for complete lighting coverage.

All Rail options come with 3 sets of 1 x 5" glass fiber audio transducers made for maximum excursion. The full-range speakers mean that there is no need for subwoofers especially for background music in small rooms.

Impressively, 12 Rail units can be driven by one channel of the incredibly small 4-channel Kommander-KA02, so a total of 48 Rails are powered by the amp which boasts plug and play capabilities with Bluetooth connectivity, USB ports and mini jack input. And if more powerful sound is needed, the Rails can be combined with a larger Kommander amp and are compatible with all our subwoofer lines to extend the low-range frequency.

Rail models are driven at 24V and for individual management of the units including light dimming, users have full control with DALI-included versions. Another way to adapt a Rail specifically to your needs is with the available mounting options with dedicated accessories. The Pendant model is when the unit is surface mounted to the ceiling. A Semi-Flushed model reduces the visibility of the unit while the Flushed version is completely inlaid in the ceiling. A Suspended version provides a hanging option while the Applique version can be surface mounted to the wall. Other mounting options include corner Rails and T-models for a complete system setup.

All Rail models are available in Black or White.

Colors		Premium Finishes	Features		Frequent Applications	
Black			Fullrange Background Music	Dimmerable Lights	Retail	Fitness & Wellness
White			Diffused + Individual light		Hotels & Resorts	Museum
Custom			Sound for Emotional Video		Restaurants, Cafes & Bistros	

Accessories					
Mounting hardware	Housing shield	Line terminals	Spot lights		

Technical Specifications

Light	
Color temperature	3000 K (on request 4000 K or 5000 K)
Color Rendering Index	1A: $R_a > 90\%$ (UNI 10380)
Luminous power	3500 Lumen
Control interface	on/off, DALI on request
Ingress Protection code	IP40
Power consumption	35 W (+ 12 W for optional indirect light) per 120 cm element
Input voltage	24 Vdc constant voltage
Regulations	EN 60598-1:2015 – EN 60598-2-1:1989 – EN 62471:2008

Audio	
Type	Distributed point sources
Drivers	3x 1"x 5" Neodymium magnet driver with 0,75" voice coil
Frequency Response	60 Hz – 20 kHz (-10 dB) [full-range preset @ 84 dB max SPL] 200 Hz – 20 kHz (-10 dB) [w/subwoofer preset @ 97 dB max SPL]
Sensitivity	81.9 dB (1W, 1m)
Rated Power	35 W (75 W peak)
Maximum SPL (1 m)	97 dB continuous, 100 dB peak
Nominal Impedance	48 Ω
Crossover	External crossover required
Coverage	10° vertical, 110° horizontal

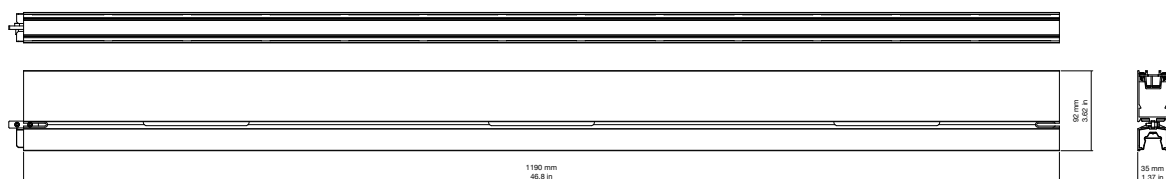
Handling and Finish	
Dimensions (WxHxD) & Weight	1190 x 35 x 92 mm (46.8 x 1.37 x 3.62 in) 3,0 kg (6.61 lbs)
Finish	Black, White, Custom RAL color

Accessories	
Recommended Audio Amplifier	Kommander-KA02, Kommander-KA14, Kommander-KA24, Kommander-KA84

Versions				
Symmetric	Asymmetric (30°)	Diffuse	Electricfied Track	Symmetric + Mini Spot

Options	
Indirect light	Non audio
Indirect light available for Pendant and Applique mounting options	
All versions available without audio	

Mounting options				
Flushed	Semiflushed	Plafond	Pendant	Applique



Notes for data:

Passive loudspeakers requires dedicated preset loaded on board of K-array amplifiers.
New materials and design are introduced into existing products without previous notice.
Present systems may differ in some respects from those presented in this catalogue.

