



Deep Flight One

User Guide

PreSonus Deep Flight One

Thank you for purchasing *Deep Flight One* for Presence XT!

Far more than a sample library, PreSonus' new Deep Flight One instrument library effectively turns Studio One's Presence XT polyphonic sample player into a powerful hybrid instrument! With Deep Flight One, diverse samples are your raw material to be molded with synthesizer parameters such as filters, envelopes, modulation, and effects.

Deep Flight One is fully compatible with Studio One Professional version 4 or higher, as well as Studio One Artist version 4 or higher—albeit with limited compatibility (Presence XT presets only, Musicloops on audio tracks only).

Features at a glance:

- Over 3 GB of unique sample content
- Over 300 Presence XT Presets
- 131 Multi Instrument presets
- Includes 50 Musicloops

Getting Started

After registering and downloading Deep Flight One from your my.presonus.com account, drag and drop the .soundset file into Studio One to begin the installation and activation process. An activation window will pop up—simply follow the on-screen instructions. If you received this product with a PreSonus Sphere membership, activation is automatic.

The total size of Deep Flight One is approximately 3 GB, so make sure to have enough disk space available—you may opt to install Deep Flight One to an external drive.

You can add new file locations in Studio One from the drop-down menu. Go to Studio One/Preferences/Locations/Sound Sets and add any new content locations here. Don't forget to rescan the Presets by right-clicking the browser and choosing "Refresh."

Overview

Deep Flight One is more than a sample library for Presence XT. It effectively turns Presence XT into a new hybrid instrument that uses samples as raw material... but it also adds the full potential of synthesis parameters such as filters, envelopes, modulation, and effects as significant sound design elements.

While each individual multisample preset can be used as-is, the real power of this instrument is in the combination of multiple layered elements. Similar to many popular synthesizers of the past, and some of the most successful virtual instruments of today, this hybrid synthesis approach delivers some of the most organic, deep, and inspiring sounds available.

The sample content and single presets are divided into three main categories: "Synth layers," "Modular layers," and "Field Recording layers".

The Synth layers are made from samples taken from some of the rarest, most expensive, and sought-after synthesizers available! This includes but isn't limited to the legendary Oberheim Four Voice analog synthesizer, the New England Digital Synclavier, and the super-rare Schmidt synthesizer from Germany.

Sounds in the Modular layers category have been sampled from Eurorack and Buchla modular systems. Modular layers include a variety of percussive sounds, as well as tonal and atonal soundscapes.

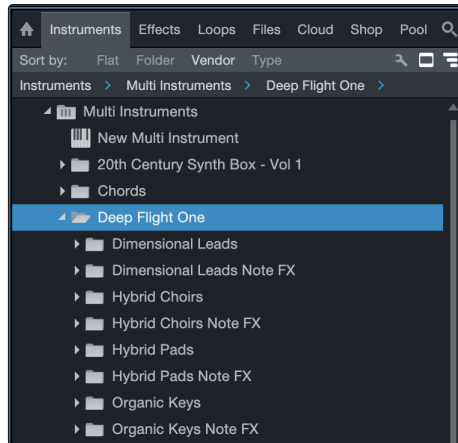
Field recording layers include organic and dramatic sound effects, both tonal and atonal, providing that "secret sauce" in many of the unique, layered Multi Instrument presets in this library.

First Stop: Multi Instruments

Start your exploration of Deep Flight One with its included Multi Instrument presets. Each preset contains multiple layers from the categories above, and there's a whopping 131 of these.

To explore Multi Instruments:

- Open the Studio One Browser
- Navigate to the Instruments tab
- Locate the Multi Instrument folder and expand it:



- Locate the "Deep Flight One" folder and its subfolders to access all of the included Multi Instrument Presets. Add them to your song with drag and drop into the arrangement.

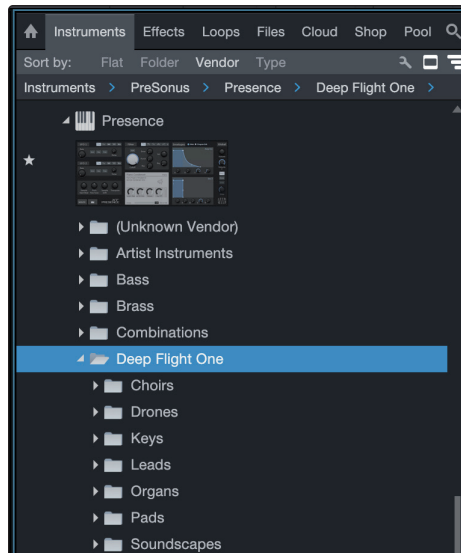
Each Multi Instrument preset has 2 layers, each of which has its own sub-channel in the mixer, giving you maximum control over balance and effects. Make sure to explore the real time Macro Controls of the Multi Instrument and add subtle or dramatic sound changes.

Create your own

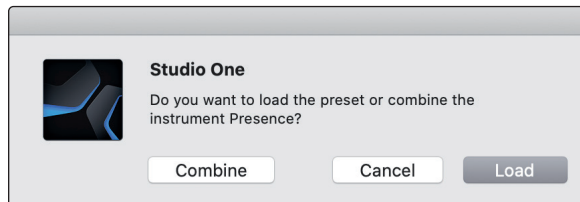
Now it's time to create your own layer combinations! You will find 300 layer presets to choose from, giving you endless possibilities and combinations.

To access layer presets:

- Open the Studio One Browser
- Navigate to the Instruments tab
- Locate Presence XT and expand the presets folder
- Inside the presets folder, locate the subfolder "Deep Flight One"



- Drag and drop any presets to your arrangement from here.
- Drag and drop additional presets onto the same track and select "Combine" to layer them as a new Multi Instrument.

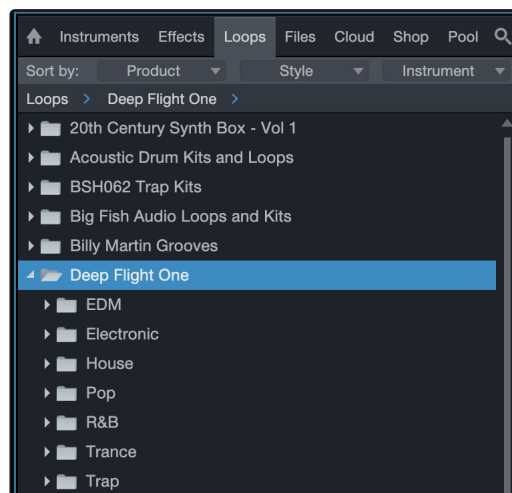


Arranging with Musicloops

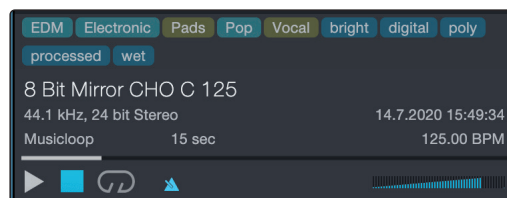
In addition to instrument and Multi Instrument presets, Deep Flight One also includes a set of 50 unique Musicloops for quick and easy arranging. Musicloops offer some unique advantages: they follow a song's tempo and chord track, they can be edited easily to create additional variations, and they can even be used as audio loops when dragged to an audio track. The audio loop portion of a Musicloop is compatible with any version of Studio One (Prime, Artist, and Professional).

To browse, preview and load Musicloops:

- Open the Studio One Browser
- Select the Loops tab
- Make sure to sort the loop display by Product, then Style
- Locate the folder "Deep Flight One"
- Expand the folder to view the full list of available Musicloops



You can preview Musicloops in the song's tempo by enabling the "Play at song tempo" option (metronome button in Preview Player).



To learn more about Musicloops, check out the *Studio One Reference Manual*.