

# Rack Mount Dimmer

- 8 Channels
- 2400W per Channel
- Fast Acting Magnetic Circuit Breakers
- Dim/Non-Dim Mode by Channel
- 120/240V 80 Amp
- LMX-128 or DMX-512 Protocol
- UL-508 Compliant

**RE82**  
Rack Mount Dimmer



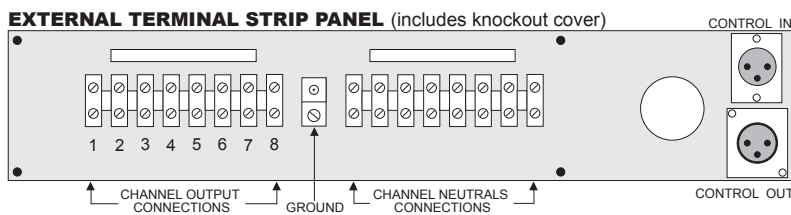
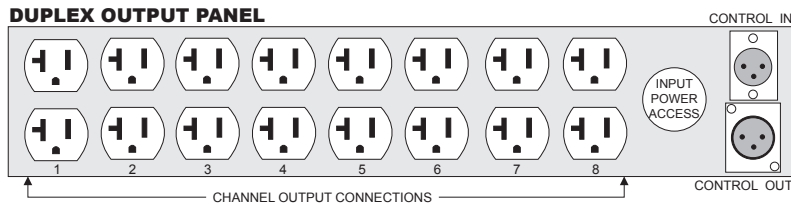
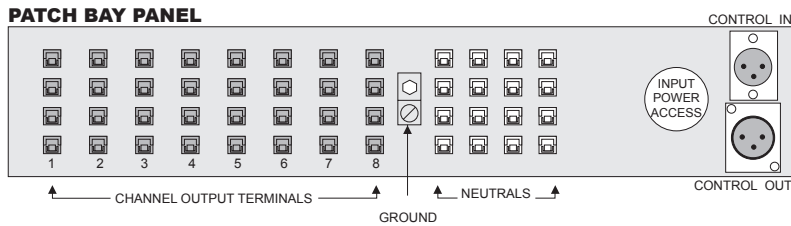
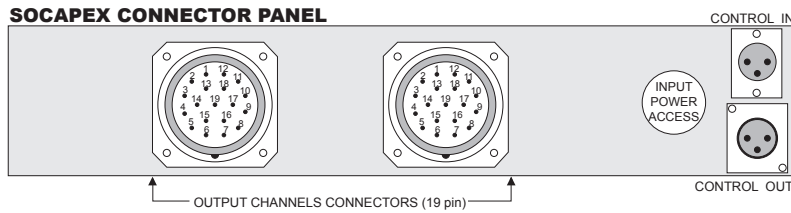
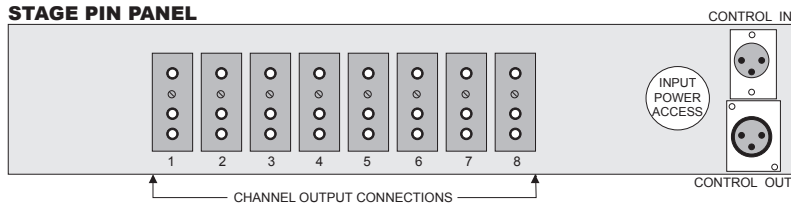
The RE82 is an 8 channel rack mount dimmer with a maximum capacity of 2,400 watts per channel giving a total of 19,200 watts. It is suitable for church, stage, theater, school, night club, live performances and other event and artistic applications.

The RE82 is controlled by a lighting console. The unit uses the LMX-128 or DMX-512 control protocol. Channels A - D and/or channels E - H may be switched to operate in "relay" mode. In relay mode channels are either full on or full off (non-dim) depending on console fader position. The unit is overcurrent and overtemperature protected. A fan is used to ensure proper cooling. Dimming channels may be reassigned in multiples of 4 channels via switches in the front panel.

Control Output Connection Options: Duplex outlet panel with 2 connections per channel, External terminal strip (includes knockout cover), Stagepin panel with 1 connection per channel, Patchbay panel with 4 powerlock connections per channel Socapex connector panel (wiring per customer selection)

SPECIFICATIONS			
Channels/Capacity:	8 @ 2400 Watts each	Minimum Load:	15 Watts
Power Input:	2 HOTS of 120VAC Single/Three Phase 80 Amps per Hot Input Under Full Load	Control Sources:	DMX-512 (RE-82D) LMX-128 (RE-82L)
Power Connection:	Terminal Block	Temperature Rise:	34 Degrees F at Full Load
Overload Protection:	20 Amp Fast Acting Circuit Breakers	Response Time:	8.33 Milliseconds
System Addressability:	512/128 Channels (DMX/LMX)	Efficiency:	97%
Cooling:	Internal Fan Cooled Heatsink	Size:	19"W x 3.5"H x 13"D
Filtering:	350 Microseconds Minimum Rise Time	Weight:	28 Pounds

# Rack Mount Dimmer



## Architect & Engineer's Specifications

The dimming system shall have 8 circuits with a load capacity of 2400 Watts per circuit. Each circuit is protected by a 20 Amp fast acting magnetic circuit breaker. An allowance of 200% overhead capacity is employed in the circuit design. The dimming system shall have a rise time of not less than 350 microseconds. Programming setup and memory attributes is via front panel dip switches. A user may program the system setup, dimmer attributes of Dim or Relay. LED indicators display individual channel levels, signal presence, and input power status. The dimming system uses the USITT standard DMX-512 protocol in the "D" version and LMX-128 protocol in the "L" version for direct control of the dimming circuits.

Power requirements of the dimming system shall be 2 hots of 120VAC Single/Three phase service. Capacity shall be 80 Amps per leg. DMX-512 is connected through a standard 5 pin XLR connector. LMX-128 is connected through a standard 3 pin XLR connector. A variety of electrical output connections are available including Stage Pin, Socapex, Patch Bay (Powerlock), Duplex (Edison) and External Terminal Strip. Mounting of the dimming system shall be on standard 19" EIA rack mount.

Dimensions are 3.5"H x 19"W x 13"D and the weight shall be 28 lbs.

The dimming system shall be a Lightronics RE82.

To view and/or download the Owner's Manual click here: [www.lightronics.com/manuals/re82m.pdf](http://www.lightronics.com/manuals/re82m.pdf)