



RDL[®]
Radio Design Labs

SPECIALISTS IN PRACTICAL PRECISION ENGINEERING™

HALF-RACK SERIES Model HR-MP2 Dual Microphone Preamp



- Two Independent Microphone Preamplifiers
- Balanced XLR Microphone Inputs
- Independent Controls for Each Preamp
- Switch-Selectable Low-Cut Filter
- Front-Panel 20 to 60 dB Gain Control
- Switch-Selectable 24 or 48 Volt Phantom
- Switch-Selectable 15 dB Input Pad
- Switch-Selectable Polarity Reversal
- Dual-LED VU Meter for Each Preamp
- CLIP Indicators for Peaks 3 dB Below Clipping
- Balanced Line-Level Outputs
- Each Output Allows Balanced or Unbalanced Connection
- Each Preamp Output on XLR, 1/4" TRS or Detachable Terminal Block
- Separate Summed Output 1 + 2 on Detachable Terminal Block

The HR-MP2 is an RDL HALF-RACK product, featuring an all metal chassis and the advanced circuitry for which RDL products are known. HALF-RACKs may be operated free-standing using the included feet or may be conveniently rack mounted using available rack-mount adapters.

APPLICATION: The HR-MP2 is a dual channel microphone preamplifier with line-level outputs. Each section provides identical rear-panel signal connections and front-panel controls.

Each preamplifier is equipped with a front-panel **FILTER** switch to enable or disable a 6 dB/octave low-cut filter with a -3 dB cutoff at 80 Hz. Two additional switches on each input select **24 V** or **48 V** phantom if the master **PHANTOM** power selector is **ON**. The **INPUT PAD** switch allows the operator to attenuate the input signal by 15 dB prior to the preamplifier input stage, increasing the maximum input level from +5 dBu (attenuator out) to greater than +20 dBu. A **POLARITY** switch provides signal polarity reversal if needed. The **GAIN** control provides continuous adjustment between 20 dB and 60 dB. An RDL Dual-LED VU meter is provided adjacent to each gain control. The meters are calibrated to indicate +4 dBu at the associated balanced output. A separate **CLIP** LED flashes if a signal peak is within 3 dB of clipping. The trigger threshold of the **CLIP** LED is 17 dB above a normal +4 dBu output.

The HR-MP2 offers exceptional input headroom, wide flat frequency response and extremely low noise with very high common-mode signal rejection. Total harmonic distortion and crosstalk are below the noise floor, allowing the HR-MP2 to be operated as a stereo preamplifier or as two separate mono preamplifiers.

Each preamplifier provides three balanced line-level output formats: XLR male, detachable terminal block and 1/4" TRS. A separate summing amplifier provides a combined mono output on a line-level detachable terminal block. Balanced outputs may be wired unbalanced. The rear panel also provides a detachable terminal block and a power input jack to connect 24 Vdc power.

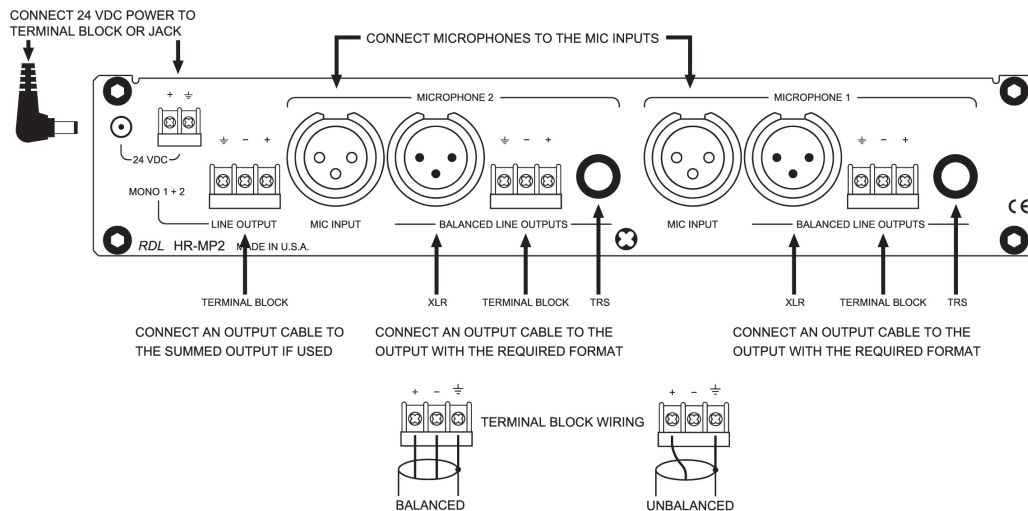
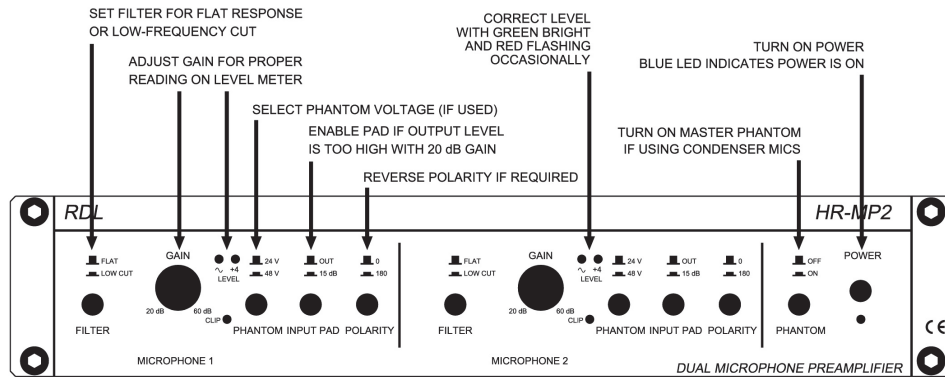
The HR-MP2 is constructed in a durable half-rack-width shielded metal enclosure for free-standing use or for mounting in an RDL rack adapter, available separately.

Wherever a dual-channel half-rack microphone audio preamplifier is needed to provide superior audio clarity, user adjustments and indicators, reliability, compactness and unsurpassed versatility and performance, the HR-MP2 is the ideal choice. Use the HR-MP2 combined with other RDL RACK-UP, STICK-ON, TX™, or FLAT-PAK™ series products as part of a complete audio/video system.

HALF-RACK Model HR-MP2 Dual Microphone Preamplifier

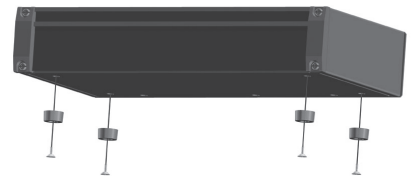
Installation/Operation

Declaration of Conformity available from rdlnet.com.
Sole EMC specifications provided on product package.
Specifications are subject to change without notice.



MOUNTING

For free-standing operation, use the four provided machine screws to mount the feet to the bottom of the module as shown, OR Use the four provided machine screws to secure the module to an optional RDL mount, such as an HR-RA2 Rack Adapter.



TYPICAL PERFORMANCE

Inputs (2):
Input level (for +4 dBu output):
Maximum Input Level:
Input Impedance:
Phantom Power:
Input pad (2):
Outputs (7):

Output level:
Output Impedance:
Channels:
Gain Trim (2):
Frequency Response:
THD:
CMRR:
Residual Noise (below +4 dBu output):

Crosstalk:
Indicators (7):
Power Requirement:
Mounting:
Dimensions:

XLR (3 pin, rear panel, 1=GND, 2+, 3-)
-56 dBu to 0 dBu (maximum gain without pad, minimum gain with pad)
>+5 dBu (input pad disabled), +22 dBu (input pad enabled)
> 1 kΩ balanced
Switchable 24 V or 48 V phantom (IEC 61938: 2013)
15 dB nominal (1 per preamplifier)
Each preamplifier (rear-panel): XLR (3 pin, 1=GND, 2+, 3-), detachable terminal block, 1/2" TRS
Mono sum (rear-panel): detachable terminal block
+4 dBu balanced, -4 dBV unbalanced; +24 dBu maximum balanced
150 Ω balanced
2 (1 and 2; may be used for stereo or as two separate mono preamplifiers)
20 dB to 60 dB (front panel adjustable; one for each preamplifier)
10 Hz to 70 kHz (+/- 0.5 dB, FLAT); -3 dB @ 80 Hz (LOW-CUT FILTER enabled)
Below noise floor
> 80 dB (50 Hz to 5 kHz)
<-85 dB (20 Hz to 20 kHz, 40 dB gain, 150Ω source)
<-70 dB (20 Hz to 20 kHz, 60 dB gain, 150Ω source)
Below noise floor
POWER LED (blue), Dual-LED VU meter (2, green/red), **CLIP** (2, red)
24 Vdc @ 175 mA (200 mA with phantom), Ground-referenced
Rack-mount using optional rack adapters such as HR-RA2; or operate free-standing (feet included)
Height: 1.7 in, 4.3 cm; Length: 8.6 in, 20.6 cm; Depth: 4.59 in, 11.66 cm

Radio Design Labs Technical Support Centers

U.S.A. (800) 933-1780, (928) 778-3554; Fax: (928) 778-3506

Europe [NH Amsterdam] (+31) 20-6238 983; Fax: (+31) 20-6225-287