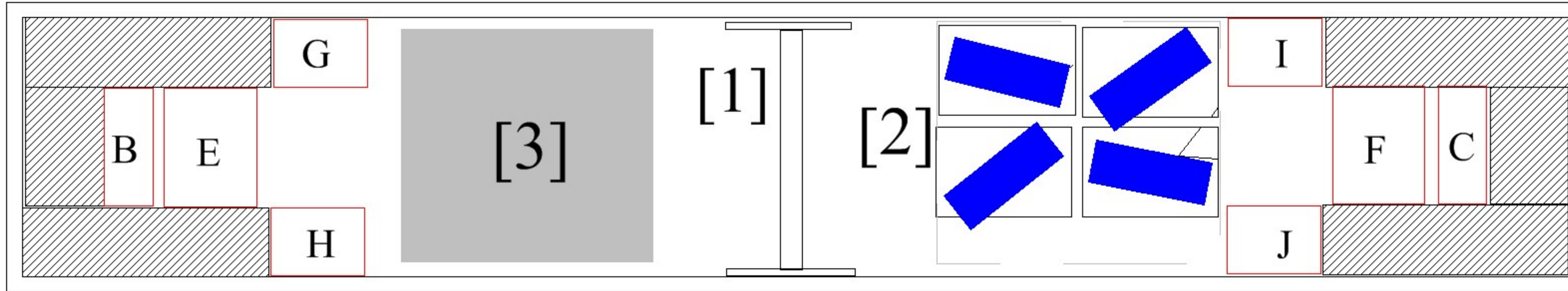
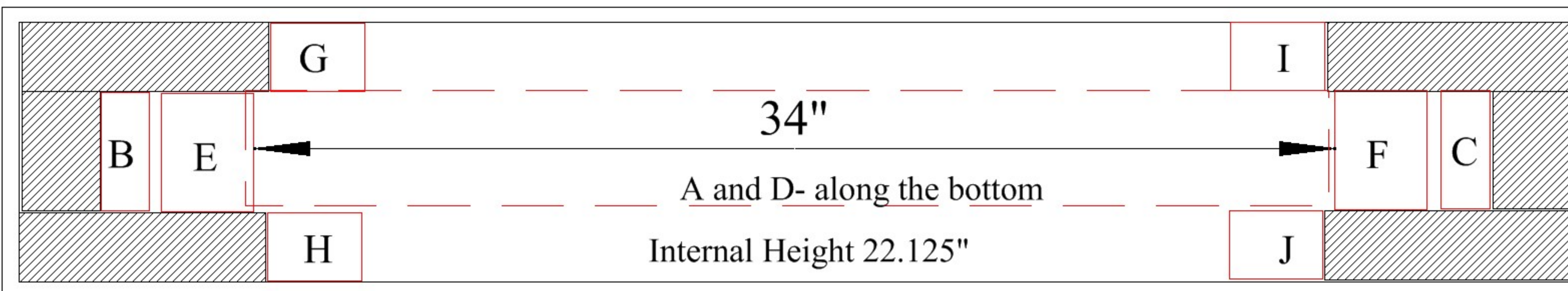
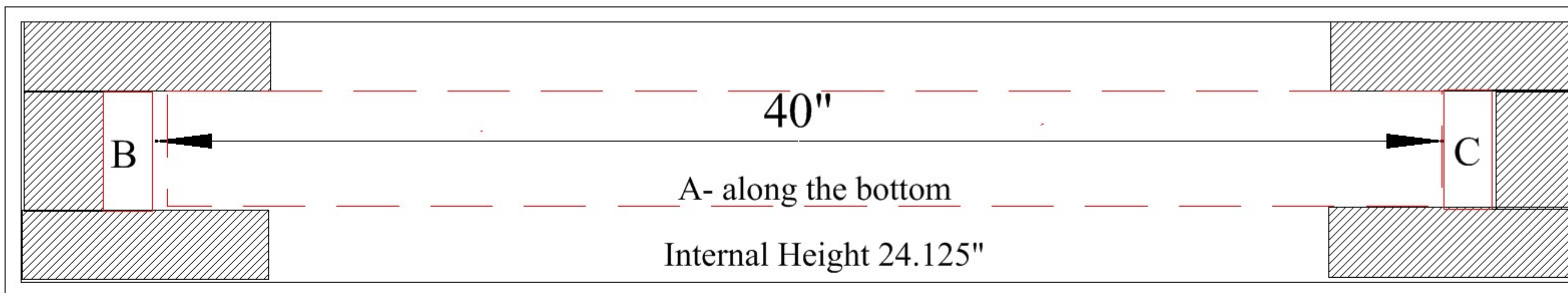
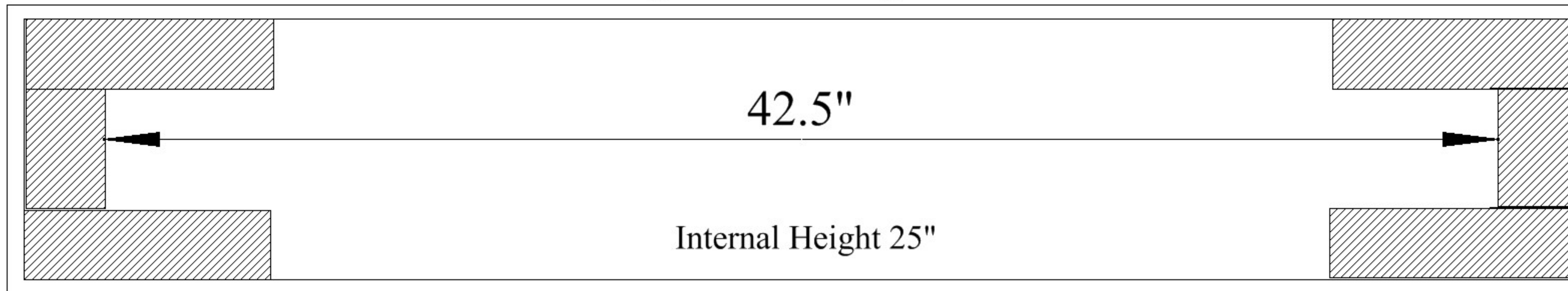


G-TOURLCDP-3743

When you first open your case, this is how the interior will look:



Example Configurations:



Directions to prepare your case for use:
The numbers below coincide with the numbers on the diagram.

- 1- Remove internal shipping support. Keep this if you ever plan to ship the case empty.
- 2- Remove all 4 casters from internal shipping cavity. Bolt casters to caster board with supplied bolts and washers.
- 3- Place square foam wedge in caster cavity to give interior a finished look. Then arrange removable foam wedges to best meet the needs of your LCD/ Plasma screen.

DO NOT PLACE FOAM WEDGES AGAINST THE SURFACE OF THE SCREEN FOR PROTECTION

PE Foam Block Configuration and labeling			
	qty	size in inches	labels
A	1	40 x 4 x 0.875	43 BLOCK 1
B	1	15 x 4 x 1.125	43 BLOCK 2
C	1	15 x 4 x 1.125	43 BLOCK 3
D	1	36.375 x 4 x 2	37 BLOCK 1
E	1	3 x 4 x 14.5	37 BLOCK 2
F	1	3 x 4 x 14.5	37 BLOCK 3
G	1	3 X3 X14.5	37 BLOCK 4
H	1	3 X3 X14.5	37 BLOCK 5
I	1	3 X3 X14.5	37 BLOCK 6
J	1	3 X3 X14.5	37 BLOCK 7

Interior Dimensions Examples (In inches)	
Overall	42.5 x 25 x 4
With Blocks A,B, and C	40 x 24.125 x 4
Blocks A,D,E,F,G,H,I and J	34 x 22.125 x 4



GATOR CASES INC.
TAMPA, FLORIDA

02-01-07

Gator Cases Inc.

TITLE
G-TOURLCDP-3743

REV

Shipping Size is 49.75" x 31" x 11"

Shipping Weight is 70 lbs.

All dimensions are subject to change without notice.