



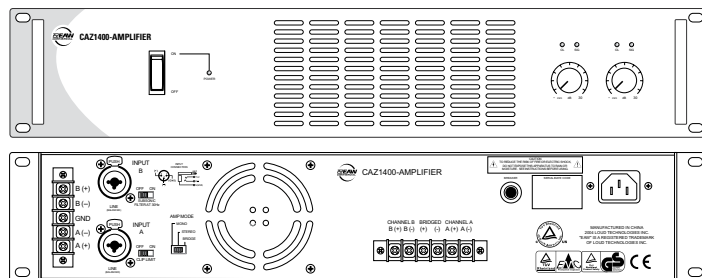
CAZ1400 STEREO POWER AMPLIFIER

THAT WAS THEN. THIS IS EAW.

www.eaw.com

FEATURES

- 1400 watts continuous at 4 ohms bridged
- Ultra low-noise/low-distortion design
- Switchable low-cut filter @ 30 Hz on both channels
- Switchable limiter on both channels
- Balanced/unbalanced 1/4" TRS and XLR line input jacks
- Screw terminal input connectors (balanced)
- Screw terminal output connectors (Ch. A, B, and Bridged Mono)
- Detented rotary gain controls calibrated in dB
- Signal present and OL (overload) LEDs
- Variable speed fans and large-finned heatsinks for superior cooling
- Robust chassis, proven design
- Discrete component power amplifiers
- Double-sided, quality circuit boards
- Power LED indicator



APPLICATIONS

- Paging Systems
- Hotel and Ballrooms
- Schools
- Foreground/Background Music Systems
- Houses of Worship
- Meeting Rooms
- Offices

PERFORMANCE

Inputs (balanced)

Sensitivity	1.15 V (+3.4 dBu)
Impedance	20k ohm
Maximum Input Level	9.75 V rms (+22 dBu)

Output

(Continuous sine wave average output power per channel with both channels driven)	310 watts per channel into 8 ohms, 20 Hz to 20 kHz
	450 watts per channel into 4 ohms, 20 Hz to 20 kHz
	800 watts per channel into 2 ohms, 20 Hz to 20 kHz

(Bridged Mono operation)

900 watts into 8 ohms, 20 Hz to 20 kHz
1400 watts into 4 ohms, 20 Hz to 20 kHz

Note: Power ratings are specified at 120 VAC line voltage.

Power Bandwidth

Main In to Amp Out	5 Hz to 50 kHz (+0, -3 dB)
--------------------	----------------------------

Frequency Response

Main In to Amp Out	25 Hz to 25 kHz (+0, -1 dB)
--------------------	-----------------------------

Noise

Main In to Amp Out	>100 dB (below rated power into 4 ohms)
--------------------	---

Distortion (THD, SMPTE IMD)

<0.03% @ 8 ohms

Channel Separation

>90 dB @ 1 kHz

Damping Factor

>300 @ 1 kHz and below

Voltage Gain

32 dB (39.8 V/V)

Turn On Delay

2.5 seconds

Subsonic Filter

-9 dB @ 30 Hz, switchable

Protection Circuitry

DC offset
Over-temperature
Short circuit
Current limit

Topology

Class AB

Cooling

Dual variable-speed fans with back to front airflow

Indicators

Channels A and B
SIG (Signal Present), OL (Overload)
POWER

Current Consumption

Idle	0.5 A
Musical Program @ 8Ω5.1 A	
Musical Program @ 4Ω6.7 A	
Musical Program @ 2Ω10.6 A	

AC Power Requirements

U.S.	120 VAC, 60 Hz
Europe	240 VAC, 50 Hz
Korea	220 VAC, 60 Hz

Physical

Height	3.5 in/89 mm
Width	19.0 in/483 mm
Depth	15.7 in/400 mm
Weight	48.5 lb/22.0 kg



CAZ1400 STEREO POWER AMPLIFIER

THAT WAS THEN. THIS IS EAW.

www.eaw.com

DESCRIPTION

The CAZ1400 is designed for continuous duty in speech, music, paging, and sound reinforcement applications demanding high performance, flexible features, and rugged dependability.

The CAZ1400 is rated at a continuous output of 310 watts per channel into 8 ohms, 450 watts per channel into 4 ohms, and 800 watts per channel into 2 ohms. In bridge mode, the CAZ1400 is rated at 900 watts into 8 ohms and 1400 watts into 4 ohms.


A switchable low-cut filter eliminates low-frequency energy below 30 Hz for tighter bass response, and a switchable limiter protects loudspeakers from spurious transients and hard clipping. Inputs are balanced/unbalanced 1/4" TRS and XLR line input jacks for each channel, as well as screw terminal connections for the two discrete, actively balanced inputs.

Speaker connections are made with screw-terminals for Channel A, Channel B, and Bridged Mono. Front panel detented gain controls provide independent level-setting for each channel. Signal present and overload LEDs, located above each gain control, provide visual feedback for monitoring the output signal level.

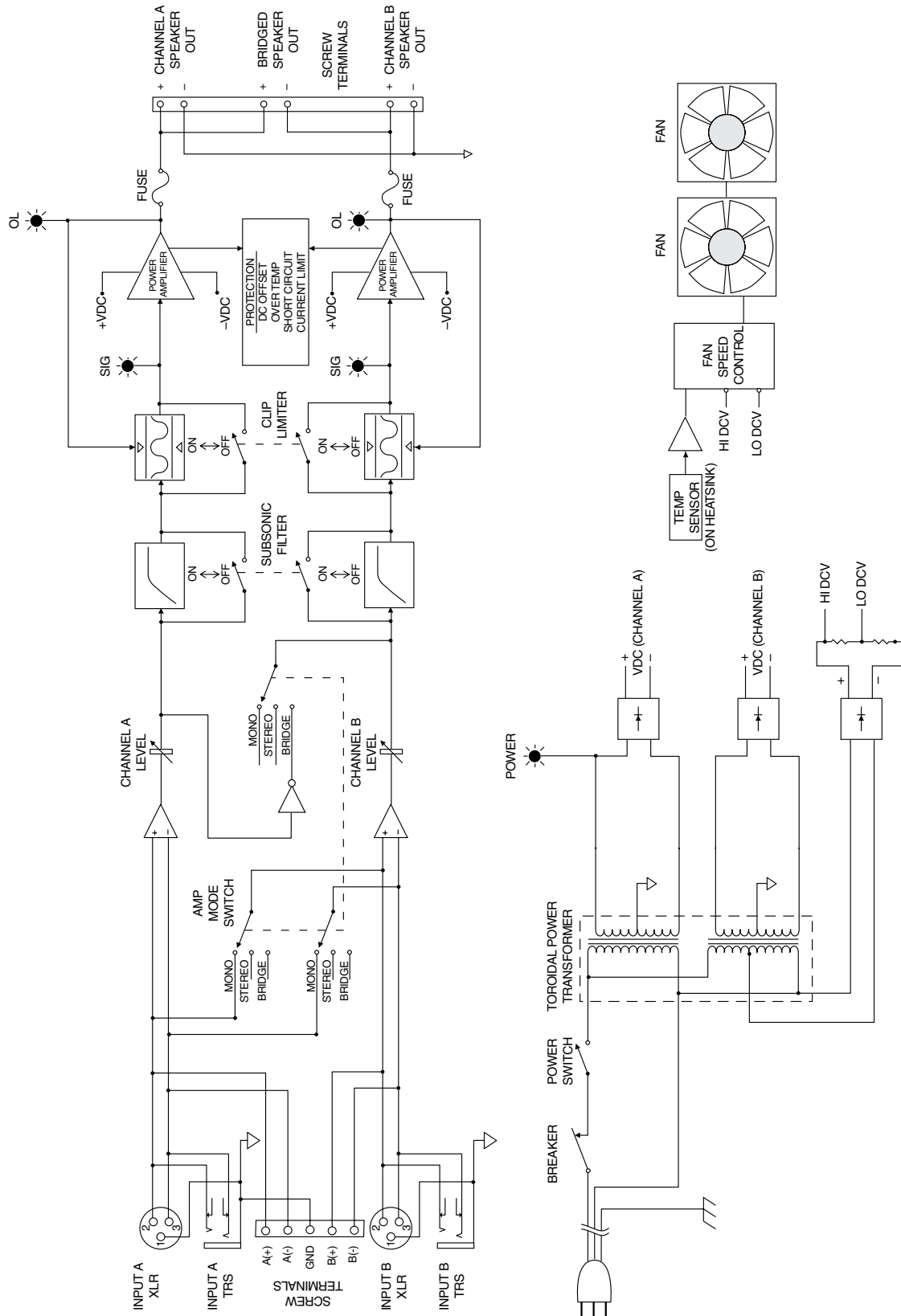
The CAZ1400 has two variable speed fans, one in the front and one in the back, to keep it cool no matter how hard it is driven. As the power output increases, the fan speed increases to move more cool air through the chassis and away from the internal heatsink and power transistors, increasing the life span of the amplifier.

Five year warranty.

CAZ1400 DIMENSIONS



CAZ1400 BLOCK DIAGRAM





CAZ1400 STEREO POWER AMPLIFIER

THAT WAS THEN. THIS IS EAW.

www.eaw.com

CSI PRODUCT SPECIFICATIONS FOR DESIGNERS, SPECIFIERS, AND CONSULTANTS

(Also known as "A&E Specifications")

The following are "Part 2 Products" CSI-type specifications. It is assumed that "Part 1 General – Administrative and Procedures" and "Part 3 Execution – Installation and Maintenance" are part of an overall audio system or project specification.

PART 2 PRODUCTS

2.01 Approved Manufacturer/Product

- A. EAW Commercial, One Main Street, Whitinsville, MA 01588
- B. Model number: CAZ1400

2.02 Design

- A. Configuration: 2-channel power amplifier
 - 1. Inputs:
 - a. Two balanced mono line inputs (two XLR/1/4" TRS combo line-level input jacks)
 - b. One screw terminal input strip (Channel A balanced, Channel B balanced)
 - 2. Outputs:
 - a. One screw terminal output strip (Channel A, Channel B, Bridged Mono)
- B. Powering Mode:
 - a. Internal AC power supply, 120 VAC, 60 Hz or 230 VAC, 50/60 Hz.

2.03 Electrical Properties

- A. Frequency Response (+0, -1 dB):
 - 25 Hz to 25 kHz
- B. Total Harmonic Distortion (20 Hz to 20 kHz @ rated output into 8 ohms):
 - < 0.03%
- C. Signal-to-Noise Ratio:
 - >100 dB below rated power into 4 ohms
- D. Channel Separation (@ 1 kHz):
 - > 90 dB
- E. Input Gain Control Range:
 - Off to +30 dB
- F. Maximum Input Level:
 - 9.75 V rms (+22 dBu)
- G. Rated Output:
 - 1. Continuous sine wave average output power per channel, both channels driven:
 - a. 310 watts rms into 8 ohms
 - b. 450 watts rms into 4 ohms
 - c. 800 watts rms into 2 ohms
 - 2. Continuous sine wave average output power, bridged mono operation:
 - a. 900 watts rms into 8 ohms
 - b. 1400 watts rms into 4 ohms

2.04 Physical Properties

- A. Dimensions
 - 1. Height: 3.5 in/89 mm
 - 2. Width: 19.0 in/483 mm
 - 3. Depth: 15.7 in/400 mm
- B. Weight
 - 1. Net Weight: 48.5 lb/22.0 kg