



Middle Atlantic Products, Inc.

middleatlantic.com

The MRK Series 19" gangable enclosures Narrow design for large multi-bay jobs

Features

- Fully welded construction
- 2,500 lb. weight capacity
- 1/8" thick structural steel internal braces
- 22" OD width with multiple depths available
- 1/2", 3/4", 1" & 1-1/2" electrical knockouts on rear plates top & bottom, easily removable for cable pass-through, top plate additionally includes UHF/VHF knockouts
- Two wide pairs of 11-gauge, 10-32 threaded rackrail with numbered rackspace increments
- Keylocked solid rear door standard, optional vented rear door available
- Optional solid, fully vented, plexi and vented plexi front doors available
- Open top with configurable top panel options
- Durable black textured powder coat finish
- Seismic certified (when used with MRK-Z4 option) with an Ip value of 1.5
- UL Listed in the US and Canada



MRK-4426

Enclosure Accessories

ADDITIONAL RAIL KIT
 CASTER BASE
 CONFIGURABLE TOPS
 COPPER BUSS BAR
 CRATING SERVICE
 DOCUMENT POCKET
 DOOR LATCH
 GANGING HARDWARE
 INNER PLATFORM BASE
 LEVELING FEET
 REMOVABLE SIDE PANELS
 SEISMIC FLOOR ANCHOR BRACKETS
 TOP RAILS
 UNIVERSAL FRONT DOORS
 VENTED REAR DOORS
 WRINKLE TOUCH-UP PAINT

for details - see Master Catalog or
 visit middleatlantic.com

Architects' and Engineers' Specifications

EIA compliant 19" gangable equipment rack shall be Middle Atlantic Products model # MRK-___ (refer to chart). Overall dimensions shall be ___"H x ___"W x ___"D (refer to chart). Useable height shall be ___ rackspaces, useable depth shall be ___" (refer to chart). Fully welded construction shall provide a 2,500 lb. weight capacity. Rack shall be constructed of the following materials: top and bottom shall be 14-gauge steel, horizontal braces shall be 16-gauge steel, rear door shall be 18-gauge steel and all structural elements shall be finished in a durable black powder coat. Rack shall come equipped with two pairs of 11-gauge steel rackrail with tapped 10-32 mounting holes in universal EIA spacing, black e-coat finish and numbered rackspaces. The MRK shall have a solid locking rear door. Rack shall have a removable rear knockout panel with 1/2", 3/4", 1" and 1-1/2" electrical knockouts and top BNC knockouts for UHF/VHF antennas. Grounding and bonding stud shall be 1/4-20 threaded, installed in base of enclosure. MRK Series enclosures shall satisfy the 1997 UBC and 2001 CBC Seismic Zone 4 and the 2000 IBC, 2003 IBC, 2002 ASCE Standard 7 and 2003 Ed. NFPA 5000 Seismic Use Group III lateral force requirements for protecting 900 lbs. of essential equipment in upper floor installations when used in conjunction with the MRK-Z4 seismic floor anchor brackets with an Ip value of 1.5. Rack shall be OSHPD approved for fixed equipment anchorage in California healthcare facilities. Rack shall be UL Listed in the US and Canada. MRK enclosure shall be warrantied to be free from defects in material or workmanship under normal use and conditions for the lifetime of the product.

OPTIONS

- Front doors shall be reinforced 16-gauge steel, model # FD-x (solid), VFD-x (vented, 22% open area), LVFD-x (vented, 63% open area), PFD-x (plexi), PVFD-44 (vented plexi) (x = # of rackspaces)
- Vented rear doors shall be 16-gauge steel, model # MW-VRD-44 (vented top and bottom), MW-LVRD-x (vented, 63% open area, excludes 24 and 37 space rack) (x = # of rackspaces)
- Removable keylocked side panels shall be constructed of 16-gauge steel with recessed lift handles, model # SPN-x (267/312/36/423) (x = # of rackspaces), 267 = 26-1/2" cabinet depth, 312 = 31-1/2" cabinet depth, 36 = 36" cabinet depth, 423 = 42" cabinet depth
- Top panels shall be 16-gauge steel in four styles, model # MW-ST (solid), MW-10FT (10" fan), MW-4FT (four 4-1/2" fans), MW-VT (vented), MW-LA (accepts 6" and 12" wide cable ladders)
- Caster base shall add 1" to overall height, featuring four casters with a 1,300 lb. weight capacity, UL Listed in the US and Canada. Model # CBS-MRK-x (x = cabinet depth)
- Fine floor friendly caster base shall have a 700 lb. weight capacity. Model # CBS-MRK-xR (x = cabinet depth)
- Rail bracket adapters shall allow for mounting of panels vertically between rackrail brackets. Available for 44 space enclosures. Model # RBA-MV44-x (x = 1, 2 or 3 rackspaces)
- Integrated fan tops with proportional speed thermostatic fan control shall include four 4-1/2" quiet fans, model # MW-4QFT-FC or one 10" fan, model # M-10FT-FC
- Additional rail kit, 11-gauge, 10-32 threaded, sold in pairs with hardware included shall be MV-RRx (x = # of rackspaces)
- Seismic Zone-4 and Seismic Use Group III compliancy floor anchor kit shall be model # MRK-Z4
- Slide-out AXS enclosure option available (See AXS Spec sheet # 96-0555)

customizable specification clips available at middleatlantic.com

Engineered Mounting Solutions

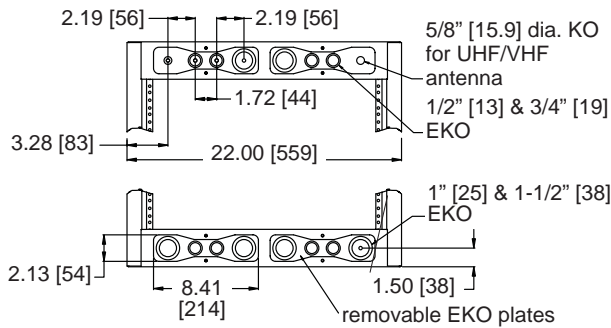
US: New Jersey ■ California ■ Illinois ■ Voice: 973-839-1011 Fax: 973-839-1976 ■ middleatlantic.com
 Canada: Ontario ■ British Columbia ■ Voice: 613-836-2501 Fax: 613-836-2690 ■ middleatlantic.ca

MRK basic dimensions

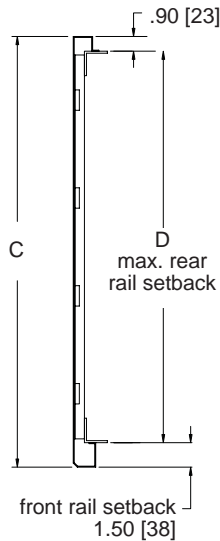


REAR VIEW TOP & BOTTOM

All dimensions in inches unless otherwise noted [All dimensions in brackets are in millimeters]

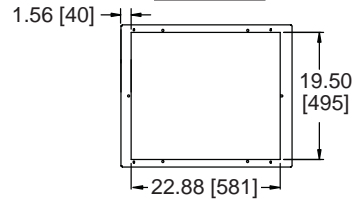


TOP VIEW OF MRK SIDE SECTIONAL DETAIL




rackrail to front door clearance (with rackrail in forward-most position)
2.227 [56.57] solid/vented
2.04 [51.82] plexi door

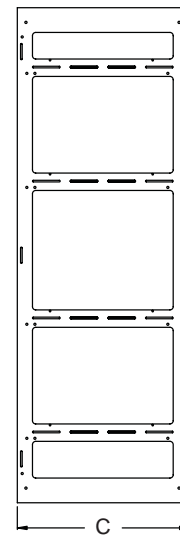
TOP VIEW



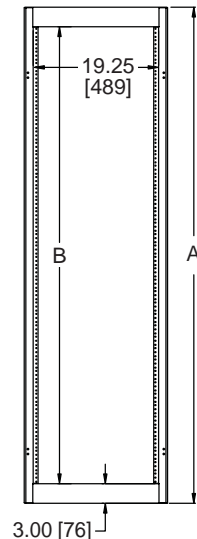
REAR VIEW



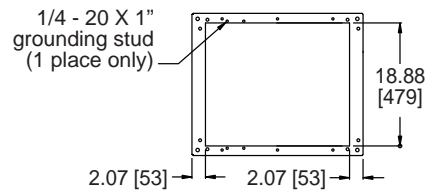
SIDE VIEW



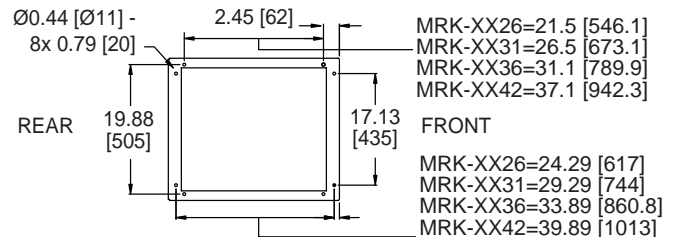
FRONT VIEW



BOTTOM VIEW

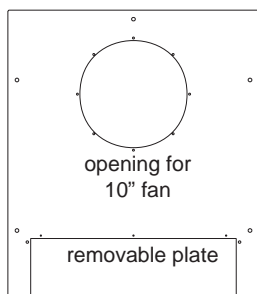


FLOOR MOUNTING LOCATIONS

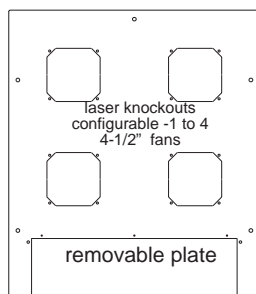


Part #	A Overall Height	B Useable Height	C Overall Depth	D Useable Depth
MRK-4426	83.125" [2112]	77.125" [1959]	26.40" [671]	24.00" [610]
MRK-4026	76.125" [1934]	70.125" [1781]	26.40" [671]	24.00" [610]
MRK-3726	70.875" [1800]	64.875" [1648]	26.40" [671]	24.00" [610]
MRK-2426	48.125" [1223]	42.125" [1070]	26.40" [671]	24.00" [610]
MRK-4431	83.125" [2112]	77.125" [1959]	31.40" [798]	29.00" [737]
MRK-4031	76.125" [1934]	70.125" [1781]	31.40" [798]	29.00" [737]
MRK-3731	70.875" [1800]	64.875" [1648]	31.40" [798]	29.00" [737]
MRK-2431	48.125" [1223]	42.125" [1070]	31.40" [798]	29.00" [737]
MRK-4436	83.125" [2112]	77.125" [1959]	36.00" [914]	33.60" [853]
MRK-4036	76.125" [1934]	70.125" [1781]	36.00" [914]	33.60" [853]
MRK-4442	83.125" [2112]	77.125" [1959]	42.00" [1067]	39.60" [1006]
MRK-4042	76.125" [1934]	70.125" [1781]	42.00" [1067]	39.60" [1006]

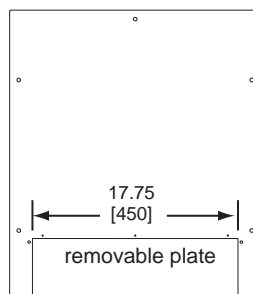
MRK top options (removable plate opening accommodates 2 space panel)



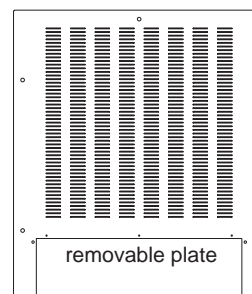
MRK-10FT



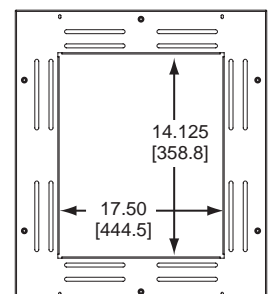
MRK-4FT



MRK-ST



MRK-VT



MRK-LA

accommodates 12" and 6" width cable ladders