

Panasonic

BUSINESS

MZ770 Series

LCD Projectors

PT-MZ770/MW730
PT-MZ670/MW630
PT-MZ570/MW530

BRIGHTNESS & COLOR YOU CAN COUNT ON.



**SOLID
SHINE
LASER**

Worldwide
Olympic Partner



Worldwide
Paralympic Partner





The PT-MZ770 Series features newly released 8,000-lumen high-brightness projector models that enable clear and vivid large-screen projection in bright environments. The MZ770 Series combines Panasonic's time-proven LCD with industry-leading SOLID SHINE Laser light-source technology to achieve consistent high-quality pictures and extremely stable performance. Flexible installation in corporate or educational facilities is complemented by an efficient Eco Filter, which helps to extend maintenance to about 20,000 hours*.

* Around this time, original light source brightness will have decreased by approximately 50 %. IEC62087: 2008 Broadcast contents, Dynamic Contrast [2], under conditions of 0.15 mg/m³ of particulate matter. Estimated maintenance time varies depending on environment.



Museum



Conference Room



Seminar

LCD Projectors

MZ770 Series



LinkRay™



Black Model

* Black model shown is equipped with standard lens.



PT-MZ770 Series

	PT-MZ770	PT-MZ770L	PT-MZ770LB*	PT-MW730	PT-MW730L
Brightness	8,000 lm				
Resolution	WUXGA			WXGA	
Contrast	3,000,000 : 1**				
Cabinet color	White		Black	White	
Lens	With supplied lens	Without lens		With supplied lens	Without lens

PT-MZ670 Series

	PT-MZ670	PT-MZ670L	PT-MZ670LB*	PT-MW630	PT-MW630L
Brightness	6,500 lm				
Resolution	WUXGA			WXGA	
Contrast	3,000,000 : 1**				
Cabinet color	White		Black	White	
Lens	With supplied lens	Without lens		With supplied lens	Without lens

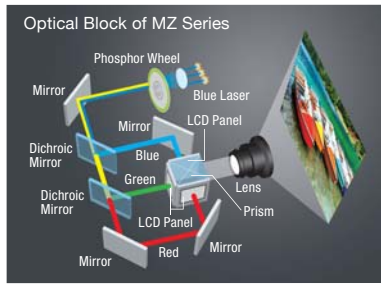
	PT-MZ570	PT-MZ570L	PT-MW530	PT-MW530L
Brightness	5,500 lm			
Resolution	WUXGA		WXGA	
Contrast	3,000,000 : 1**			
Cabinet color	White			
Lens	With supplied lens	Without lens	With supplied lens	Without lens

* PT-MZ770LB and PT-MZ670LB are only available in Americas and Europe. ** With Dynamic Contrast 1/2, Image Mode set to Dynamic.

Brilliant Picture Quality

Vivid Images in Bright Environments

SOLID SHINE Laser phosphor drive with advanced LCD optical engine projects bright, vivid, and detailed pictures even in rooms with high levels of artificial light. Text is reproduced clearly and legibly, while graphics and video retain excellent color saturation and high contrast.



Dynamic Contrast of 3,000,000:1*1 for Natural Image Expression

Precision laser power output modulation achieves high contrast with low power consumption, enabling superior expression of light and dark scenes for a natural, comfortable viewing experience. The MZ770 Series features high 3,000,000:1*1 dynamic contrast.

Daylight View Basic Optimizes Pictures in Bright Spaces

Daylight View Basic delivers clear and sharp images by enhancing detail, particularly in dark areas of the image, that are difficult to see in brightly lit rooms. A sensor measures ambient light while Daylight View Basic adjusts halftone color and brightness to suit surrounding illumination.



Conventional Projector



Daylight View Basic

Detail Clarity Processor 4 Provides Pin-Sharp Insight

Proprietary circuitry analyzes individual video frames to clarify areas of each image containing fine details. Algorithms pull information from four frequency bands of the signal, sharpening outlines, correcting contours, and reducing ringing noise for a vastly superior picture.




Conventional projector

Detail Clarity Processor 4

Color Adjustment Function

Color Adjustment makes it easy to correct slight variations in the color reproduction range of individual units set up for multiple projection, particularly those in side-by-side configuration. Correction is performed on 3 or 7 colors.



Note: Graphic is simulated.

Low Maintenance with ECO Functions

No Light-Source Replacement for 20,000 Hours*2

Laser light-source lifespan is extended to 20,000 hours*2, cutting running costs, labor, and wastage in comparison to lamp-based projectors. By reducing use of consumable parts, organizations can also streamline spare-part inventories.

ECO Management System with Intelligent Light-Source Control

Energy efficiency is achieved by automatically reducing light-source output power in dim rooms, and by transitioning to a low-power mode when no signal is detected.



Bright Room



Dark Room




Dust-Resistant Cabinet with One-Way Airflow Design

Dust-resistant cabinet has an unobstructed one-way airflow with improved hermetic sealing around the filter module and air-intake duct. Better lens-assembly hermeticity reduces dust intrusion and extends picture brightness.

Reusable Eco Filter Replacement Extended to 20,000 Hours*3

Eco Filter includes a Micro Cut Filter that collects minute dust particles with an electrostatic effect. Together with the dust-resistant projector cabinet, Eco Filter enables long-term use in dusty conditions with less downtime. Replacement is at about 20,000 hours*3, and the filter can be washed and reused*4.

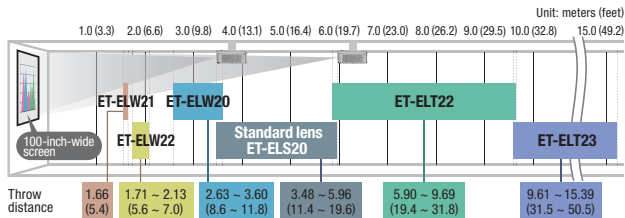
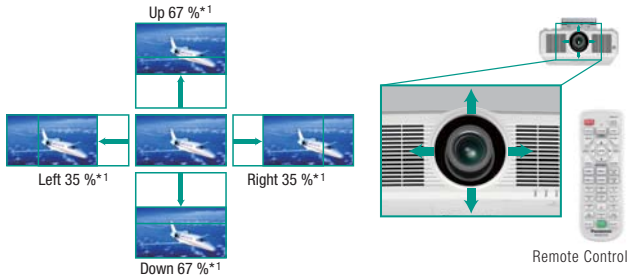


*1 With image mode set to "Dynamic" and Dynamic Contrast set to 1 or 2. *2 Around this time, original light source brightness will have decreased by approximately 50%. IEC62087: 2008 Broadcast contents, Dynamic Contrast [2], under conditions of 0.15 mg/m³ of particulate matter. Estimated maintenance time varies depending on environment. *3 Under conditions of 0.15 mg/m³ of particulate matter. Estimated maintenance time varies depending on environment. *4 Please follow the procedures listed in the operating instructions when washing filter with water. Replacement is recommended after filter has been washed and reused twice, or if filter is not sufficiently clean after washing.

Excellent System Flexibility

Powered Lens Shift, Zoom, and Focus

Wide adjustment range of the powered horizontal/vertical lens-shift function enhances convenience and versatility during installation. Zoom and focusing are also easily performed with the supplied remote control.




For PT-MZ770/MZ770L, PT-MZ670/MZ670L and PT-MZ570/MZ570L (16:10 aspect ratio).

Supports 4K Input **PT-MZ770 ONLY**

The PT-MZ770 supports uncompressed 4K signal input via HDMI® or DIGITAL LINK. Images are converted to Full HD (1920 x 1080) on playback.

Auto Image Rotation

Images are automatically^{*2} rotated depending on projector orientation—upside-down on the ceiling or set on a table—using a built-in angle sensor.



Quiet Operation

The quiet design keeps noise levels down to a low 26 dB^{*3} in Quiet Mode with the cooling fan hardly audible, minimizing distractions during presentations.

Single-Cable DIGITAL LINK Connection for AV and Control Signals

Based on HDBaseT™ technology, DIGITAL LINK supports transmission of video, audio^{*4}, and control commands through a single CAT 5e or higher STP cable for distances of 150 m^{*5} (492 ft). An optional DIGITAL LINK Switcher or Digital Interface Box further streamlines installation in large venues.



Project Wirelessly with Optional Module

An optional ET-WM300 wireless module supports media projection from Windows® and Mac PCs, iOS devices, and Android™ devices with an appropriate app installed. Whether projecting from desk or ceiling, there's no need for cables, and a variety of file formats are supported.



• Plug and Share

Insert a USB memory device into the projector's USB terminal. In less than a minute, configuration setting file and an application are copied. Plug the USB memory device into your PC, click the player icon, and transmit video and stills wirelessly to the projector—no software or network setup required.



Additional Features

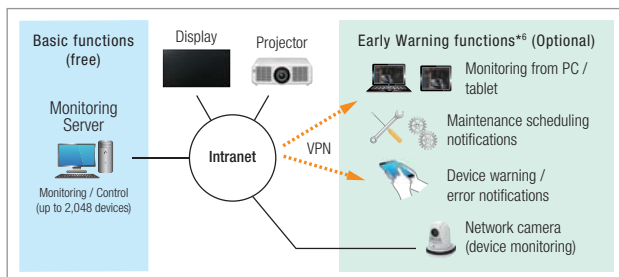
- Free 360-degree projector cabinet installation for flexible projection from almost any angle
- Screen Adjustment Functions for complex screen surfaces



Loaded with High-Value Features

Multi Monitoring & Control Software

Panasonic Multi Monitoring & Control Software supports up to 2,048 devices over LAN and features system map visualization or auto-search of devices to be registered. The free software is available with Early Warning functions (automatic free 90-day trial available). These advanced functions enable real-time monitoring, abnormality detection, and notification before servicing is required. Administrators can achieve seamless control and real-time monitoring while preventing potential problems, saving time, and enhancing system reliability.



Quick Start and Quick Off

The laser light source doesn't require any time to warm up, so images appear almost instantly on projectors with Quick Start/Quick Off function. There's also no cool-down needed when turning the power off. It's safe to switch the projector on and off any time desired.

Fade In and Fade Out

Another benefit of digital laser output power modulation technology is a handy Fade In/Fade Out function, which allows users to commence or conclude their presentation to professional effect.

Additional Features

- Data cloning via USB or LAN terminal
- Dicom Simulation Mode
- USB Memory Viewer
- Compatible with PJLink™ (Class 2), Crestron Connected™, EXTRON XTP, and AMX D.D
- Direct Power Off
- Audio Standby Mode
- Scheduling Function
- Smart Projector Control
- Presentation Support Function
- Extensive high-quality AV terminals
- Supports Panasonic LinkRay™



*1 Adjustment range may vary depending on lens attached. *2 Manual setting also available via setup menu. *3 Value for PT-MZ670 Series. Value for PT-MZ770 Series is 28 dB (Quiet Mode). When in Quiet Mode, brightness decreases to 70% of maximum. *4 Audio transmission depends on model's audio capability. *5 150 m (492 ft) transmission available with ET-YFB200G DIGITAL LINK Switcher for signals up to 1080p in Long Reach Mode only. *6 Software functionality varies depending on the model.

Specifications

Model	With supplied lens	PT-MZ770	PT-MW730	
	Without lens	PT-MZ770L	PT-MW730L	
Projector type	LCD projector			
LCD panel	Panel size	19.3 mm (0.76") diagonal (16:10 aspect ratio)		
	Display method	Transparent LCD panel (x 3, R/G/B)		
	Drive method	Active matrix		
	Pixels	2,304,000 (1920 x 1200) x 3, total of 6,912,000 pixels	1,024,000 (1280 x 800) x 3, total of 3,072,000 pixels	
Light source	Laser diode (Class 1) (Class 3R for US models)			
Brightness*1	8,000 lm			
Resolution	1920 x 1200 pixels*2		1280 x 800 pixels*2	
Contrast	3,000,000:1 (Dynamic Mode/Dynamic Contrast 1/2)			
Screen size (diagonal)	1.02–10.16 m (40–400 in), 16:10 aspect ratio 1.52–10.16 m (60–400 in) with the ET-ELW22, 16:10 aspect ratio			
Center-to-corner uniformity*1	90 %			
Lens	PT-MZ770/MW730: Powered zoom (throw ratio 1.6–2.8 :1), F = 1.7–2.3, f = 26.8–45.5 mm PT-MZ770L/MW730L: Optional powered zoom/focus lenses			
Optical axis shift*3*4	Vertical (from center of screen)	±67 % (powered) (for supplied lens)		
	Horizontal (from center of screen)	±35 % (powered) (for supplied lens)		
Keystone correction range*3	Vertical: ±25°, Horizontal: ±30° (for supplied lens)		Vertical: ±35°, Horizontal: ±35° (for supplied lens) (Up to a total of ±55° during simultaneous horizontal and vertical correction)	
Installation	Horizontal/Vertical, free 360-degree installation			
Terminals	HDMI IN	HDMI 19-pin x 2 (Compatible with HDCP 2.2, Deep Color), audio signal: Linear PCM (Sampling frequency: 48 kHz/44.1 kHz/32 kHz)	HDMI 19-pin x 2 (Compatible with HDCP, Deep Color), audio signal: Linear PCM (Sampling frequency: 48 kHz/44.1 kHz/32 kHz)	
	RGB 1 IN	BNC x 5 (RGB or YPbPr/YCbCr x 1)		
	RGB 2 IN	D-sub HD 15-pin (female) x 1 (Compatible with RGB or YPbPr/YCbCr)		
	VIDEO IN	Pin jack x 1 (composite video)		
	MONITOR OUT	D-sub HD 15-pin (female) x 1 (Compatible with RGB or YPbPr/YCbCr)		
	AUDIO IN 1	M3 stereo mini jack x 1 (L-R)		
	AUDIO IN 2	M3 stereo mini jack x 1 (L-R)		
	AUDIO IN 3	Pin jack x 2 (L-R)		
	VARIABLE AUDIO OUT	M3 stereo mini jack, 0 V [rms] to 2.0 V [rms] variable		
	SERIAL IN	D-Sub 9-pin (female) x 1, RS-232C compliant, for computer control		
	REMOTE 1 IN	D-Sub 9-pin (female) x 1, for contact control		
	REMOTE 2 IN	M3 stereo mini jack x 1, for remote control (wired)		
	LAN	RJ-45 x 1 for network connection, 10Base-T, 100Base-TX, Compatible with PjLink™ (Class 2)		
	DIGITAL LINK/LAN	RJ-45 x 1 for network and DIGITAL LINK connection HDBase-T™ compliant, 100Base-TX, Compatible with PjLink™ (Class 2), HDCP 2.2, Deep Color	RJ-45 x 1 for network and DIGITAL LINK connection HDBase-T™ compliant, 100Base-TX, Compatible with PjLink™ (Class 2), HDCP, Deep Color	
	MEMORY VIEWER/PAIRING	USB connector (type A) x 1, for Memory Viewer function/pairing function		
	DC OUT	USB connector (type A) x 1, for power supply (DC 5 V, maximum 2 A)*5		
	WIRELESS MODULE	USB connector x 1, for optional wireless model ET-WM300 only		
	Power supply	100–240 V AC, 50/60 Hz		
	Power consumption	570 W		545 W
Built-in speaker	10 W (monaural)			
Dimensions (W x H x D)	PT-MZ770/MW730: 560 x 205*6 x 443 mm (22 1/16" x 8 1/16"*6 x 17 7/16") (with supplied lens) PT-MZ770L/MW730L: 560 x 205*6 x 428 mm (22 1/16" x 8 1/16"*6 x 16 27/32") (without lens)			
Weight*7	PT-MZ770/MW730: Approximately 17.1 kg (37.7 lbs) (with supplied lens) PT-MZ770L/MW730L: Approximately 16.2 kg (35.7 lbs) (without lens)			
Cabinet materials	Molded plastic (PC + ABS)			
Operating noise*1	35 dB (LIGHT POWER: NORMAL/ECO Mode), 28 dB (LIGHT POWER: Quiet Mode)			
Filter	x 1, estimated maintenance time: approx. 20,000 hours*8			
Operating environment	Operating temperature: 0 °C–45 °C (32 °F–113 °F)*9, operating humidity: 20 %–80 % (no condensation)			
Applicable software/application	Logo Transfer Software, Multi Monitoring & Control Software, Wireless Manager ME, Plug and Share, Smart Projector Control App, Wireless Projector App			
Supplied accessories	Power cord with power cord holder*10, wireless/wired remote control unit x 1, batteries (R03/LR03/AAA type x 2), CD-ROM x 1 (operation manual)			

Optional accessories

<p>Zoom Lens ET-ELW20</p> 	<p>Zoom Lens ET-ELW22</p> 	<p>Standard Zoom Lens ET-ELS20*12</p> 	<p>Zoom Lens ET-ELT22</p> 	<p>Zoom Lens ET-ELT23</p> 	<p>Fixed-Focus Lens ET-ELW21</p> 	<p>Low Ceiling Mount Bracket ET-PKD120S</p> 	<p>High Ceiling Mount Bracket ET-PKD120H</p> 
<p>Bracket Assembly ET-PKE301B</p> 	<p>Replacement Filter Unit ET-RFM100</p> 	<p>Wireless Module ET-WM300</p> 	<p>Easy Wireless Stick ET-UW100*13</p> 	<p>DIGITAL LINK Switcher ET-YFB200G</p> 	<p>Digital Interface Box ET-YFB100G</p> 	<p>Early Warning Software ET-SWA100 Series</p> <p>Note: Part number suffix may differ depending on the license type.</p>	


*12 Available only in the US and Europe. *13 US, Canada, Australia, New Zealand, Thailand, and Japan only.

Model	With supplied lens	PT-MZ670	PT-MZ570	PT-MW630	PT-MW530
	Without lens	PT-MZ670L	PT-MZ570L	PT-MW630L	PT-MW530L
Projector type	LCD projector				
LCD panel	Panel size	19.3 mm (0.76") diagonal (16:10 aspect ratio)			
	Display method	Transparent LCD panel (x 3, R/G/B)			
	Drive method	Active matrix			
	Pixels	2,304,000 (1920 x 1200) x 3, total of 6,912,000 pixels		1,024,000 (1280 x 800) x 3, total of 3,072,000 pixels	
Light source	Laser diodes (Class 1)(Class 3R for US models)				
Brightness*1	6,500 lm		5,500 lm		6,500 lm
Resolution	1920 x 1200 pixels*2		1280 x 800 pixels*2		
Contrast	3,000,000:1 (Dynamic Mode/Dynamic Contrast 1/2)				
Screen size (diagonal)	1.02–10.16 m (40–400 in), 16:10 aspect ratio 1.52–10.16 m (60–400 in) with the ET-ELW22, 16:10 aspect ratio				
Center-to-corner uniformity*1	90 %				
Lens	PT-MZ670/MZ570/MW630/MW530: Powered zoom (Throw Ratio 1.6–2.8 :1), F = 1.7–2.3, f = 26.8–45.5 mm PT-MZ670L/MZ570L/MW630L/MW530L: Optional powered zoom/focus lenses				
Optical axis shift*3*4	Vertical (from center of screen)	±67 % (powered) (for supplied lens)			
	Horizontal (from center of screen)	±35 % (powered) (for supplied lens)			
Keystone correction range*3	Vertical: ±25 °, Horizontal: ±30 ° (for supplied lens)			Vertical: ±35 °, Horizontal: ±35 ° (for supplied lens) (Up to a total of ±55 ° during simultaneous horizontal and vertical correction)	
Installation	Horizontal/Vertical, free 360-degree installation				
Terminals	HDMI IN	HDMI 19-pin x 2 (Compatible with HDCP, Deep Color), audio signal: Linear PCM (Sampling frequency: 48 kHz/44.1 kHz/32 kHz)			
	RGB 1 IN	BNC x 5 (RGB or YPbPr/YCbCr x 1)			
	RGB 2 IN	D-sub HD 15-pin (female) x 1 (Compatible with RGB or YPbPr/YCbCr)			
	VIDEO IN	Pin jack x 1 (composite video)			
	MONITOR OUT	D-sub HD 15-pin (female) x 1 (Compatible with RGB or YPbPr/YCbCr)			
	AUDIO IN 1	M3 stereo mini jack x 1 (L-R)			
	AUDIO IN 2	M3 stereo mini jack x 1 (L-R)			
	AUDIO IN 3	Pin jack x 2 (L-R)			
	VARIABLE AUDIO OUT	M3 stereo mini jack x 1, 0 V [rms] to 2.0 V [rms] variable			
	SERIAL IN	D-Sub 9-pin (female) x 1, RS-232C compliant, for computer control			
	REMOTE 1 IN	D-Sub 9-pin (female) x 1, for contact control			
	REMOTE 2 IN	M3 stereo mini jack x 1, for remote control (wired)			
	LAN	RJ-45 x 1 for network connection, 10Base-T, 100Base-TX, Compatible with PjLink™ (Class 2)			
	DIGITAL LINK/LAN	RJ-45 x 1 for network and DIGITAL LINK connection HDBase-T™ compliant, 100Base-TX™, Compatible with PjLink™ (Class 2), HDCP, Deep Color			
	MEMORY VIEWER/PAIRING	USB connector (type A) x 1, for Memory Viewer function/pairing function			
	DC OUT	USB connector (type A) x 1, for power supply (DC 5 V, maximum 2 A)*5			
WIRELESS MODULE	USB connector x 1, for optional wireless model ET-WM300 only				
Power supply	100–240 V AC, 50/60 Hz				
Power consumption	525 W		450 W		505 W
Built-in speaker	10 W (monaural)				
Dimensions (W x H x D)	PT-MZ670/MZ570/MW630/MW530: 560 x 205*6 x 443 mm (22 1/16" x 8 1/16"*6 x 17 7/16") (with supplied lens) PT-MZ670L/MZ570L/MW630L/MW530L: 560 x 205*6 x 428 mm (22 1/16" x 8 1/16"*6 x 16 7/32") (without lens)				
Weight*7	PT-MZ670/MZ570/MW630/MW530: Approximately 16.9 kg (37.3 lbs) (with supplied lens) PT-MZ670L/MZ570L/MW630L/MW530L: Approximately 16.1kg (35.5 lbs) (without lens)				
Cabinet materials	Molded plastic (PC + ABS)				
Operating noise*1	32 dB (LIGHT POWER: NORMAL/ECO Mode), 26 dB (LIGHT POWER: Quiet Mode)				
Filter	x 1, estimated maintenance time: approx. 20,000 hours*8				
Operating environment	Operating temperature: 0 °C–45 °C (32 °F–113 °F)*9, operating humidity: 20 %–80 % (no condensation)				
Applicable software/application	Logo Transfer Software, Multi Monitoring & Control Software, Wireless Manager ME, Plug and Share, Smart Projector Control App, Wireless Projector App				
Supplied accessories	Power cord with power cord holder*10, wireless/wired remote control unit x 1, batteries (R03/LR03/AAA type x 2), CD-ROM x 1 (operation manual)				

Note: PT-MZ770L, PT-MW730L, PT-MZ670L, PT-MZ570L, PT-MW630L, and PT-MW530L deliver the same performance as PT-MZ670, PT-MZ570, PT-MW630, and PT-MW530, but come without a lens.

*1 Measurement, measuring conditions, and method of notation all comply with ISO 21118 international standards. *2 Input signals that differ from supported resolution will be converted. *3 Values vary depending on lens used. Please refer to Spec File or Operating Instructions. *4 Optical axis shift is not supported on the ET-ELW21. *5 On standby, power supply is available with Quick Startup set to ON or Power Management set to Ready. *6 With legs at shortest position. *7 Average value. May differ depending on models. *8 Under conditions with 0.15 mg/m³ of particulate matter (based on tests by the American Society of Heating, Refrigerating, and Air-Conditioning Engineers [ASHRAE], and the Japanese Building Maintenance Association). Estimated maintenance time varies depending on environment. *9 Brightness is limited at operating temperatures higher than 36 °C (96 °F), and projectors cannot be operated at altitudes higher than 2,700 m (8,858 ft) above sea level. *10 Power cords available (x2) for Europe, the UK, and Asia only.

Terminals



- 1 DC OUT
- 2 RGB 1 IN
- 3 VIEWER/PAIRING
- 4 LAN
- 5 RGB 2 IN
- 6 DIGITAL LINK/LAN
- 7 VIDEO IN
- 8 HDMI 1/2 IN

- 9 REMOTE 1 IN
- 10 MONITOR OUT
- 11 SERIAL IN
- 12 AUDIO IN 1/2
- 13 AUDIO IN 3
- 14 VARIABLE AUDIO OUT
- 15 REMOTE 2 IN

Projection distance

PT-MZ770/PT-MZ770L, PT-MZ670/PT-MZ670L, PT-MZ570/PT-MZ570L

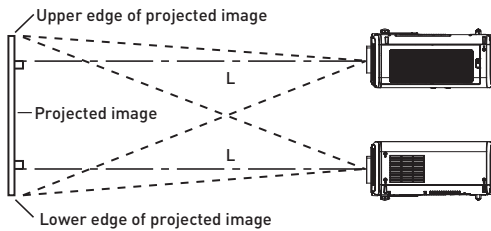
Unit: meters (feet)

Diagonal image size	Projection distance (L)										
	ET-ELW21	ET-ELW22		ET-ELW20		Standard zoom lens / ET-ELS20		ET-ELT22		ET-ELT23	
Throw ratio (16:10 aspect ratio)	0.764:1	0.786-0.983:1		1.21-1.66:1		1.61-2.76:1		2.72-4.48:1		4.44-7.12:1	
	fix	min. [wide]	max. [tele]	min. [wide]	max. [tele]	min. [wide]	max. [tele]	min. [wide]	max. [tele]	min. [wide]	max. [tele]
1.02 [40"]	0.63 (2.1)			1.02 (3.3)	1.41 (4.6)	1.36 (4.5)	2.35 (7.7)	2.29 (7.5)	3.81 (12.5)	3.72 (12.2)	6.03 (19.8)
1.27 [50"]	0.80 (2.6)			1.29 (4.2)	1.77 (5.8)	1.71 (5.6)	2.95 (9.7)	2.89 (9.5)	4.79 (15.7)	4.70 (15.4)	7.59 (24.9)
1.52 [60"]	0.97 (3.2)	1.00 (3.3)	1.26 (4.1)	1.55 (5.1)	2.14 (7.0)	2.06 (6.8)	3.55 (11.6)	3.49 (11.5)	5.77 (18.9)	5.68 (18.6)	9.15 (30.0)
1.78 [70"]	1.14 (3.7)	1.18 (3.9)	1.48 (4.9)	1.82 (6.0)	2.50 (8.2)	2.42 (7.9)	4.15 (13.6)	4.09 (13.4)	6.75 (22.1)	6.66 (21.9)	10.71 (35.1)
2.03 [80"]	1.32 (4.3)	1.35 (4.4)	1.69 (5.5)	2.09 (6.9)	2.87 (9.4)	2.77 (9.1)	4.76 (15.6)	4.69 (15.4)	7.73 (25.4)	7.64 (25.1)	12.27 (40.3)
2.29 [90"]	1.49 (4.9)	1.53 (5.0)	1.91 (6.3)	2.36 (7.7)	3.23 (10.6)	3.12 (10.2)	5.36 (17.6)	5.30 (17.4)	8.71 (28.6)	8.63 (28.3)	13.83 (45.4)
2.54 [100"]	1.66 (5.4)	1.71 (5.6)	2.13 (7.0)	2.63 (8.6)	3.60 (11.8)	3.48 (11.4)	5.96 (19.6)	5.90 (19.4)	9.69 (31.8)	9.61 (31.5)	15.39 (50.5)
3.05 [120"]	2.00 (6.6)	2.06 (6.8)	2.56 (8.4)	3.16 (10.4)	4.33 (14.2)	4.18 (13.7)	7.16 (23.5)	7.10 (23.3)	11.65 (38.2)	11.57 (38.0)	18.51 (60.7)
3.81 [150"]	2.52 (8.3)	2.58 (8.5)	3.22 (10.6)	3.99 (13.1)	5.42 (17.8)	5.24 (17.2)	8.96 (29.4)	8.90 (29.2)	14.59 (47.9)	14.52 (47.6)	23.19 (76.1)
5.08 [200"]	3.38 (11.1)	3.46 (11.4)	4.30 (14.1)	5.31 (17.4)	7.25 (23.8)	7.01 (23.0)	11.96 (39.2)	11.91 (39.1)	19.49 (63.9)	19.43 (63.7)	30.99 (101.7)
6.35 [250"]	4.24 (13.9)	4.34 (14.2)	5.39 (17.7)	6.65 (21.8)	9.07 (29.8)	8.77 (28.8)	14.96 (49.1)	14.91 (48.9)	24.39 (80.0)	24.34 (79.9)	38.79 (127.3)
7.62 [300"]	5.10 (16.7)	5.21 (17.1)	6.48 (21.3)	7.99 (26.2)	10.90 (35.8)	10.54 (34.6)	17.97 (59.0)	17.92 (58.8)	29.29 (96.1)	29.25 (96.0)	46.59 (152.9)
8.89 [350"]	5.95 (19.5)	6.09 (20.0)	7.56 (24.8)	9.33 (30.6)	12.73 (41.8)	12.30 (40.4)	20.97 (68.8)	20.92 (68.6)	34.19 (112.2)	34.16 (112.1)	54.39 (178.4)
10.16 [400"]	6.81 (22.3)	6.97 (22.8)	8.65 (28.4)	10.67 (35.0)	14.55 (47.7)	14.07 (46.2)	23.97 (78.6)	23.93 (78.5)	39.09 (128.2)	39.07 (128.2)	62.19 (204.0)

PT-MW730/PT-MW730L, PT-MW630/PT-MW630L, PT-MW530/PT-MW530L

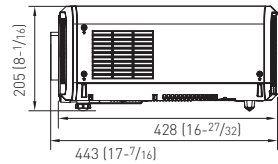
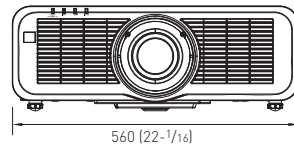
Unit: meters (feet)

Diagonal image size	Projection distance (L)										
	ET-ELW21	ET-ELW22		ET-ELW20		Standard zoom lens / ET-ELS20		ET-ELT22		ET-ELT23	
Throw ratio (16:10 aspect ratio)	0.774:1	0.789-0.987:1		1.23-1.68:1		1.63-2.79:1		2.76-4.54:1		4.49-7.21:1	
	fix	min. [wide]	max. [tele]	min. [wide]	max. [tele]	min. [wide]	max. [tele]	min. [wide]	max. [tele]	min. [wide]	max. [tele]
1.02 [40"]	0.64 (2.1)			1.03 (3.4)	1.42 (4.7)	1.38 (4.5)	2.38 (7.8)	2.32 (7.6)	3.85 (12.6)	3.76 (12.3)	6.10 (20)
1.27 [50"]	0.81 (2.7)			1.30 (4.3)	1.79 (5.9)	1.74 (5.7)	2.99 (9.8)	2.93 (9.6)	4.85 (15.9)	4.76 (15.6)	7.68 (25.2)
1.52 [60"]	0.99 (3.2)	1.01 (3.3)	1.26 (4.1)	1.58 (5.2)	2.16 (7.1)	2.09 (6.9)	3.6 (11.8)	3.54 (11.6)	5.84 (19.2)	5.75 (18.9)	9.26 (30.4)
1.78 [70"]	1.16 (3.8)	1.18 (3.9)	1.48 (4.9)	1.85 (6.1)	2.53 (8.3)	2.45 (8.0)	4.21 (13.8)	4.14 (13.6)	6.83 (22.4)	6.75 (22.1)	10.84 (35.6)
2.03 [80"]	1.33 (4.4)	1.36 (4.5)	1.70 (5.6)	2.12 (7.0)	2.90 (9.5)	2.81 (9.2)	4.82 (15.8)	4.75 (15.6)	7.82 (25.7)	7.74 (25.4)	12.42 (40.7)
2.29 [90"]	1.51 (5.0)	1.54 (5.1)	1.92 (6.3)	2.39 (7.8)	3.27 (10.7)	3.16 (10.4)	5.42 (17.8)	5.36 (17.6)	8.81 (28.9)	8.73 (28.6)	14.00 (45.9)
2.54 [100"]	1.68 (5.5)	1.71 (5.6)	2.14 (7.0)	2.66 (8.7)	3.64 (11.9)	3.52 (11.5)	6.03 (19.8)	5.97 (19.6)	9.80 (32.2)	9.73 (31.9)	15.58 (51.1)
3.05 [120"]	2.03 (6.7)	2.06 (6.8)	2.57 (8.4)	3.21 (10.5)	4.38 (14.4)	4.24 (13.9)	7.25 (23.8)	7.19 (23.6)	11.79 (38.7)	11.72 (38.5)	18.73 (61.5)
3.81 [150"]	2.55 (8.4)	2.59 (8.5)	3.23 (10.6)	4.02 (13.2)	5.48 (18.0)	5.31 (17.4)	9.07 (29.8)	9.01 (29.6)	14.76 (48.4)	14.70 (48.2)	23.47 (77.0)
5.08 [200"]	3.42 (11.2)	3.47 (11.4)	4.32 (14.2)	5.38 (17.7)	7.33 (24.0)	7.09 (23.3)	12.11 (39.7)	12.05 (39.5)	19.72 (64.7)	19.67 (64.5)	31.36 (102.9)
6.35 [250"]	4.29 (14.1)	4.35 (14.3)	5.41 (17.7)	6.74 (22.1)	9.17 (30.1)	8.88 (29.1)	15.16 (49.7)	15.10 (49.5)	24.68 (81.0)	24.64 (80.8)	39.26 (128.8)
7.62 [300"]	5.16 (16.9)	5.23 (17.2)	6.50 (21.3)	8.10 (26.6)	11.02 (36.2)	10.67 (35.0)	18.20 (59.7)	18.14 (59.5)	29.64 (97.2)	29.61 (97.1)	47.15 (154.7)
8.89 [350"]	6.03 (19.8)	6.11 (20.0)	7.59 (24.9)	9.46 (31.0)	12.86 (42.2)	12.45 (40.8)	21.24 (69.7)	21.18 (69.5)	34.59 (113.5)	34.58 (113.5)	55.04 (180.6)
10.16 [400"]	6.89 (22.6)	6.99 (22.9)	8.68 (28.5)	10.82 (35.5)	14.71 (48.3)	14.24 (46.7)	24.28 (79.7)	24.22 (79.5)	39.55 (129.8)	39.55 (129.8)	62.94 (206.5)



Dimensions

Unit: mm (inch)



Panasonic®



For more information about Panasonic projectors, please visit:
 Projector Global Website – panasonic.net/cns/projector
 Facebook – www.facebook.com/panasonicprojector
 YouTube – www.youtube.com/user/PanasonicProjector

All information included here is valid as of July 2018.

Weights and dimensions shown are approximate. Specifications and appearance are subject to change without notice. Product availability differs depending on region and country. This product may be subject to export control regulations. P.LINK™ is a registered trademark or pending trademark in Japan, the United States, and other countries and regions. The terms HDMI and HDMI High-Definition Multimedia Interface, and the HDMI Logo are trademarks or registered trademarks of HDMI Licensing Administrator, Inc. in the United States and other countries. All other trademarks are the property of their respective trademark owners. © 2018 Panasonic Corporation. All rights reserved.

MZ770series_G1 Printed in Japan.