



Twisted Pair Format-A Modules D-TPS6A & D-TPP6A Modules DS-TPS6A & DS-TPP6A Format-A Passive Single Pair Sender



- Stereo Audio Input Combined to Mono Output
- Input on Dual RCA Jacks
- Switch Selects which RJ45 Pair (A, B or C) is Fed
- Signal and Power Pair Pass-Through between TP CABLE RJ45 Jacks
- Passive Circuitry Does Not Require Power
- Galvanic Isolation through a Studio-Quality Transformer
- Daisy-Chain with Single-Pair or Two-Pair Format-A Senders

- D-TPS6A or DS-TPS6A Format-A Audio Sender
- Video Pass-Through with RCA Jack on Front Panel
- Video Pass-Through with RCA and BNC Jack on Rear Panel
- Available in RDL White/Gray (D-TPP6A)
- Available in Stainless Steel (DS-TPP6A)

The -TPS6A is a single-pair audio sending module compatible with RDL[®] Format-A twisted pair products. The front panel features two gold plated phono jacks intended for stereo consumer line level audio sources. A studio-quality transformer provides isolation between the audio source and the RJ45 TP CABLE.

The -TPS6A is a single-pair sender, feeding the input signal to the cable pair set on the rear-panel switch during installation. This module drives only one cable pair, therefore a TP CABLE RJ45 jack is provided to accept signals and power from other mic-level or line-level Format-A senders. Two other single-pair senders may be chained to a TP CABLE jack, or a single two-pair sender may be connected. If three single-pair senders are connected together, each sender must feed a different pair: A, B or C. The -TPS6A must be set to feed pair A if it is connected together with an RDL two-pair sender that feeds stereo audio on pairs B and C.

The -TPS6A is a passive module that does not require power to operate. If power is present on a cable connected to a TP CABLE jack, that power is passed through to the modules connected to the other TP CABLE jack.

The D-TPP6A is the same as the D-TPS6A but includes a connection for video pass through.



TWISTED PAIR Format-A Model D-TPS6A & D-TTP6A Model DS-TPS6A & DS-TTP6A Format-A Passive Single-Pair Sender

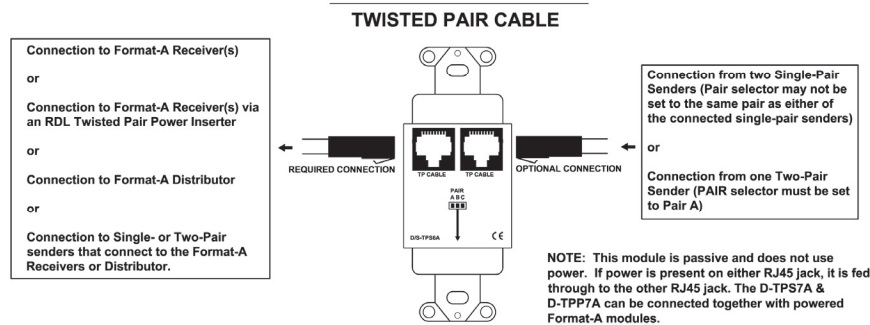
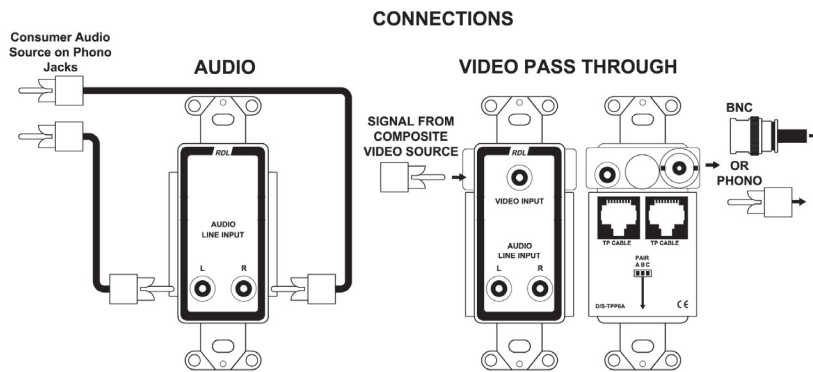
Installation/Operation

CE Declaration of Conformity available from rdlnet.com.
Sole EMC specifications provided on product package.
Specifications are subject to change without notice.

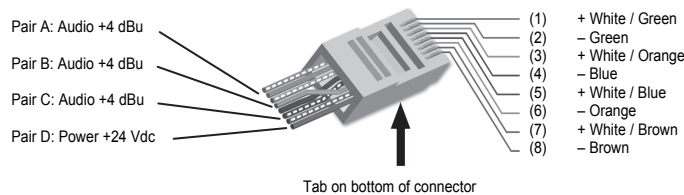
STEP 1: Set the **PAIR** selector so the module is driving the desired pair A, B or C of the Format-A cable. If the module is connected together with one or two other single-pair senders, each sender must be set to a different pair. If connected together with a two-pair sender, the switch must be set to pair A.

STEP 2: Connect a high-impedance unbalanced audio source to the input (-10 dBu unbalanced phono jacks).

STEP 3: Connect the twisted pair cable(s) and mount the module.



RJ45 Standard wiring



RJ45 conductor colors shown are for 568A standard. The 568B standard may be used if the connectors at both ends of the cable are wired identically.

TYPICAL PERFORMANCE
Input:
Input Level:
Format-A Signal Pair Used:
Format-A Input:

2 RCA jacks, unbalanced stereo combined to mono
-10 dBV, +22 dBu max
Switch-selectable A, B, or C (rear-panel switch)
RJ45 TP CABLE

Output:
Frequency Response:
THD:
Power Requirement:
Dimensions:

RJ45 TP CABLE, RDL TP Format-A
20 Hz to 20 kHz (±0.5 dB)
< 0.1% (50 Hz to 20 kHz); <0.001% (1 kHz typ)
Passive
1.6" (4.06 cm) W; 4.11" (10.45 cm) H; 1.89" (4.8 cm) D

Radio Design Labs Technical Support Centers
U.S.A. (800) 933-1780, (928) 778-3554; Fax: (928) 778-3506
Europe [NH Amsterdam] (+31) 20-6238 983; Fax: (+31) 20-6225-287