

ARTISTETM REMBRANDT



The Artiste RembrandtTM is an extremely bright, full-featured LED Wash fixture offering outstanding output, optimized wash field and a wide color-mixing gamut through its variable SpectraColor engine.

Providing up to 51,000 lumens from its efficient 950W 6,500K LED engine, the Rembrandt is the ideal fixture for any application requiring superior wash output, bright and powerful beams, and quiet operation, as well as stunning colors. Rembrandt integrates Elation's new SpectraColor system, which offers traditional CMY mixing but adds a variable RGB color mix for rich saturated primaries. In combination with the variable CTO, the Rembrandt allows for colors that were previously impossible to achieve, from theatrical pastels to the most vibrant red or blues ever produced by a color mixing system. The wide color gamut of the Artiste Rembrandt is achieved by seven color-mixing flags with 16-bit precision for artistic possibilities that are truly inspiring. The fixed color wheel offers UV and high CRI options to round out the amazing color range of the fixture.

The internal full-blackout framing system provides precise control when highlighting set pieces and performers while eliminating any light spill. Designers can also use the flexible framing system to create outstanding projection and mid-air effects, and DMX controllable variable fan modes offer low noise operation for noise sensitive environments.

With a fast zoom range from 8° to 72° and an impressive 180mm front lens, the Rembrandt has the power to cut through at even great distances in arena touring environments or large TV or theater stages. The traditional Fresnel lens is interchangeable with a Pebble Convex lens, providing a tighter beam angle and higher center intensity for long throws or beam applications.

Additionally, the Artiste Rembrandt incorporates an innovative wash texture concept that gives the designer new tools to wash stages while providing soft textures and depth. Two independent animation wheels allow for directional motion, including overlapping and counter-rotating motion effects that are unique to the fixture. Combined with the incredible output and stunning SpectraColors, the Rembrandt is a surprisingly versatile luminaire for a wide range of applications.

The Artiste Rembrandt ships in a cardboard box with a custom-fitted polyurethane foam FIL (Foam In Lay) insert. The foam insert easily fits into a custom flight case (not included) and provides enhanced impact protection during transport.

The Artiste Rembrandt ships in a cardboard box with a custom-fitted polyurethane foam FIL (Foam In Lay) insert. The foam insert easily fits into a custom flight case (not included) and provides enhanced impact protection during

FEATURES

- High Efficiency 950W 6,500K White LED Engine**
- Hotspot Engine for Optimized Wash Field / High Center Intensity**
- Up to 51,000 Total Lumen Fixture Output**
- SpectraColor CMYRGB Array and Variable Linear CTO**
- 6-Position Color Wheel, High CRI, UV Filter**
- Wash Beam Animation Array with 2 Independent Wheels**
- Dual Variable Frost**
- Full Blackout Framing System with 360° Continuous Index and Rotation of Shapes**
- 11° to 65° Zoom Range | Large 180mm Fresnel lens**
- Optional Pebble Convex (Stipple PC) Lens**
- DMX Controllable Variable Fan Modes / Low Noise Operation**

Specifications subject to change without notice ©Elation Professional 03/06/20

323-582-3322 | 323-832-9142 fax | www.elationlighting.com | info@elationlighting.com
Elation Professional USA | 6122 S. Eastern Ave. | Los Angeles, CA. 90040

Elation Professional B.V. | Junostraat 2 | 6468 EW Kerkrade, The Netherlands

+31 45 546 85 66 | +31 45 546 85 96 fax | www.elationlighting.eu | info@elationlighting.eu

PRODUCT SPECIFICATIONS

SOURCE

950W 6,500K Bright White LED Engine
30,000 Hour Average LED Life*

*Test lab conditions. May vary depending on several factors including but not limited to: Environmental Conditions, Power/Voltage, Usage Patterns (On-Off Cycling), Control, and Dimming.

PHOTOMETRIC DATA

51,000 Total Lumen Fixture Output
CRI 72+ (85+ with HCRI filter)

EFFECTS

11° - 65° Motorized Zoom (Fresnel)
10° - 75° Motorized Zoom (optional PC)
4 Full Blackout Framing Blades
360° Framing Index - Continuous Framing Rotation
2 Bi-Directional Animation Wheels
2 Variable Frost Filters (Medium, Heavy)
High Speed Iris
Focus Edge Control
Variable 16-bit Dimming Curve Modes
High Speed Electronic Shutter and Strobe
Adjustable LED Refresh Rate Frequency

COLOR

SpectraColor CMY + RGB color mixing array
6 Dichroic Colors including High CRI Filter, UV
Linear CTO Color Correction

CONTROL / CONNECTIONS

2 DMX Channel Modes (35/59 Ch.)
16-bit Pan, Tilt, and Dimming Control
DMX, RDM, Art-NET, and sACN Protocol Support
6 Button Touch Control Panel
Full Color 180° Reversible LCD Menu Display
Hibernation Mode (Power Save)
Locking 5pin XLR DMX, RJ45 Ethernet, and Power
With Wired Digital Communication Network

SIZE / WEIGHT

Length: 18.5 in. (471mm)
Width: 23.3 in. (592mm)
Vertical Height (Fresnel Lens): 31.5 in. (805mm)
Vertical Height (optional PC Lens): 31.3 in. (795mm)
Weight: 94.7lbs. (43 kg)

ELECTRICAL / THERMAL

AC 100-240V - 50/60Hz
1300W Max Power Consumption
14°F to 113°F (-10°C to 45°C)

APPROVALS / RATINGS

CE | cETLus (pending) | IP20

OPTIONAL ACCESSORIES:

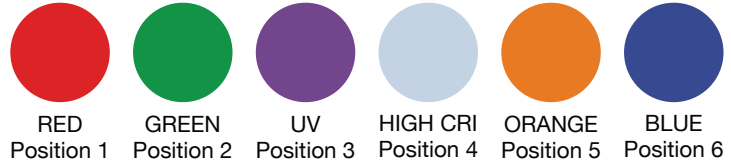
ARPCL1- PC Lens

COLORS - ANIMATION


COLOR FLAGS



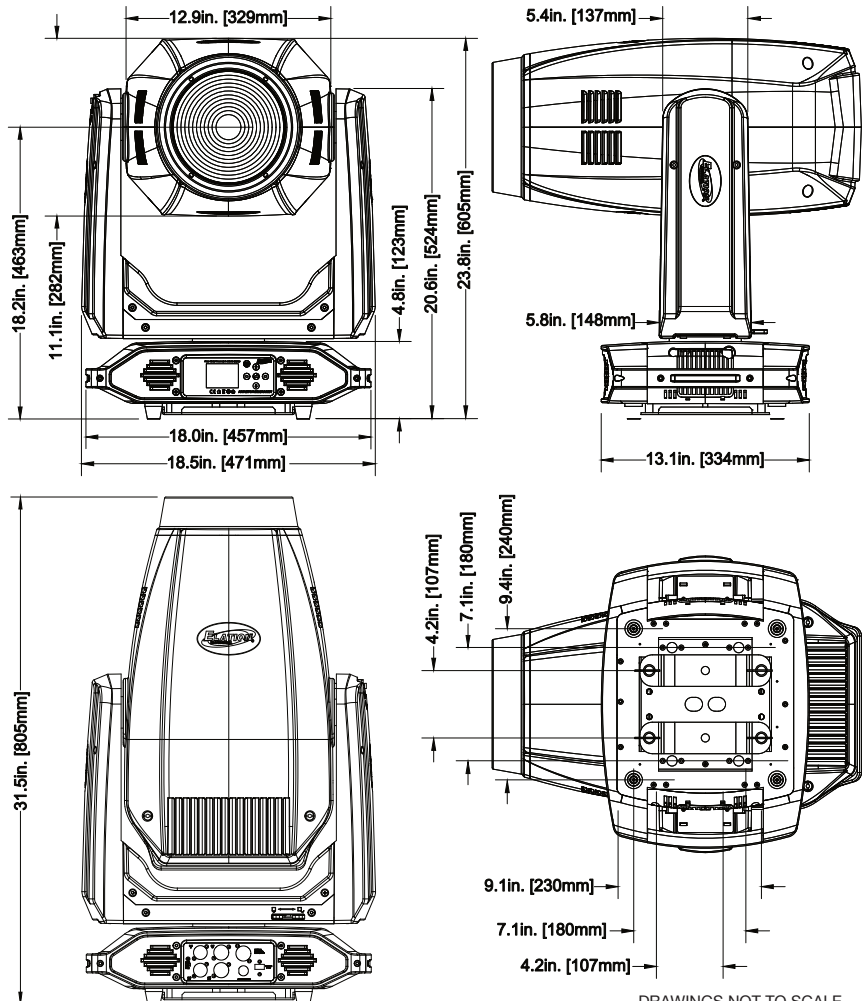
COLOR WHEEL



BI-DIRECTIONAL ANIMATION WHEELS



DIMENSIONS



DRAWINGS NOT TO SCALE

ORDERING INFORMATION

EAR246	Artiste Rembrandt
DRCPRO001	Dual Pro Roadcase for Artiste Rembrandt, Artiste Monet, & Proteus Maximus

Specifications subject to change without notice ©Elation Professional 03/06/20

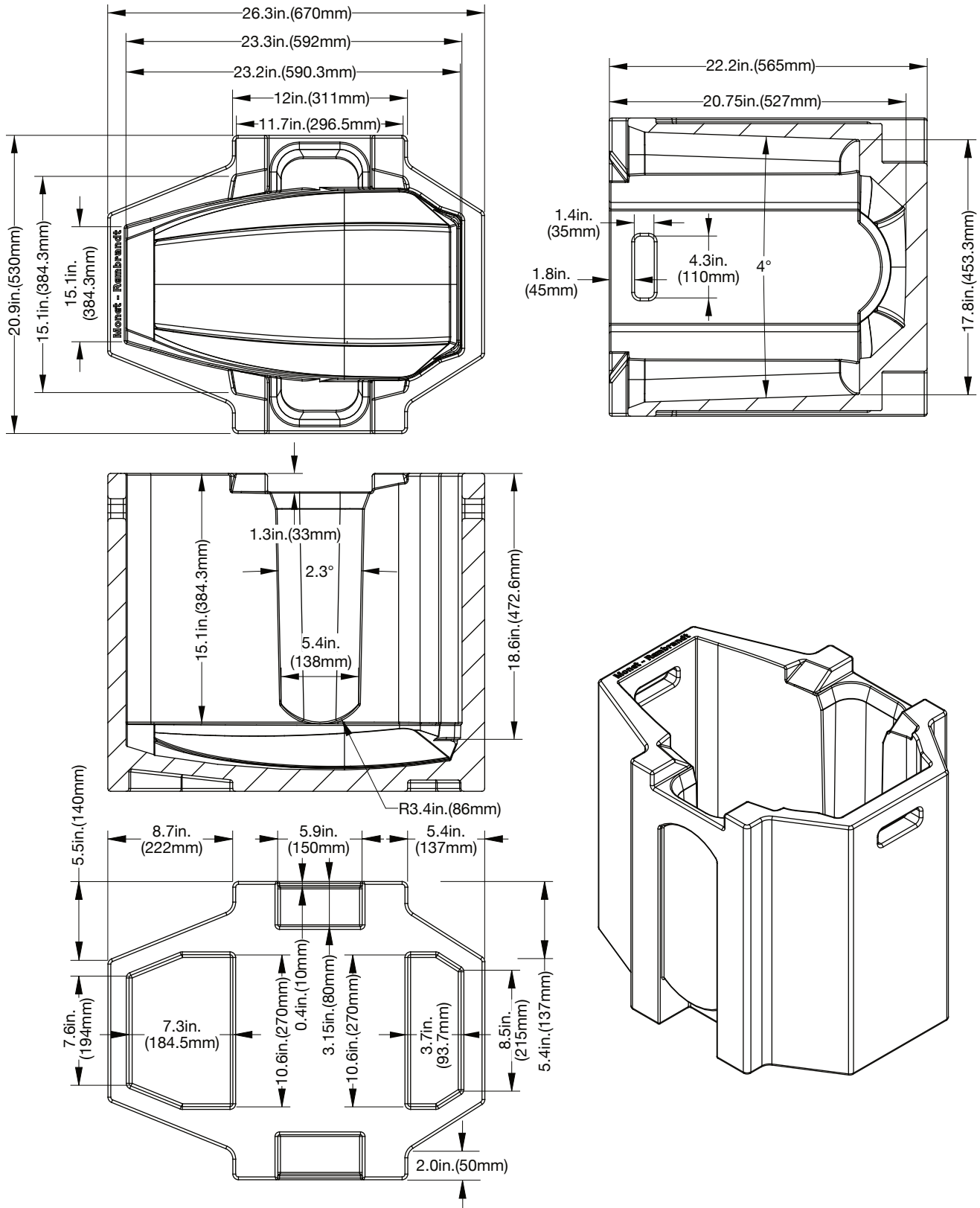


323-582-3322 | 323-832-9142 fax | www.elationlighting.com | info@elationlighting.com
Elation Professional USA | 6122 S. Eastern Ave. | Los Angeles, CA. 90040

Elation Professional B.V. | Junostraat 2 | 6468 EW Kerkrade, The Netherlands
+31 45 546 85 66 | +31 45 546 85 96 fax | www.elationlighting.eu | info@elationlighting.eu

FOAM IN LAY DIMENSIONAL DRAWING

The Artiste Rembrandt™ fixture ships with a custom fitted polyurethane foam FIL (Foam In Lay) packaging insert, which easily fits into a custom sized flight case (not included), and provides enhanced impact protection during transport.



All dimensions are in.(mm) ©ELATION PROFESSIONAL all rights reserved.

Information contained within this drawing is proprietary and confidential.

Any reproduction and/or distribution of any part of this drawing without the written consent by Elation Professional is strictly prohibited. Diagrams and/or measurements herein subject to change without notice.



Specifications subject to change without notice ©Elation Professional 03/06/20

323-582-3322 | 323-832-9142 fax | www.elationlighting.com | info@elationlighting.com

Elation Professional USA | 6122 S. Eastern Ave. | Los Angeles, CA. 90040

Elation Professional B.V. | Junostraat 2 | 6468 EW Kerkrade, The Netherlands

+31 45 546 85 66 | +31 45 546 85 96 fax | www.elationlighting.eu | info@elationlighting.eu