

M2



All in One Mixing and Scaling

RGBlink[®]



Multi-layer video mixing and integrated solution

Ideal for meeting and conference rooms, houses of worship and any events spaces where hands on video control is needed for one or more displays, M2 is a complete integrated video processing and control solution.

M2 is packed with advanced features across multiple operation modes that offer a high level of flexibility for live presentation applications.

Choose from two models – M2 with four HDMI outputs or M2s with additional duplicated two channel output via SDI and HDMI ideal for connecting downstream devices such as recording and streaming.

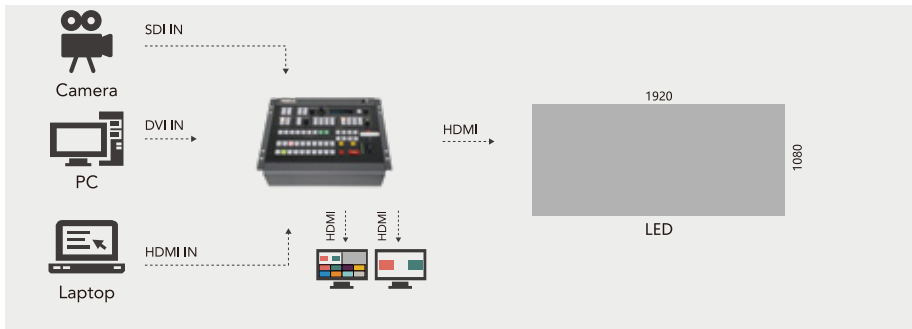
Features

- Four standard mode configuration HDMI outputs
- 3 slots up to 9 user fit input modules
- Support hot swap modules
- Dedicated Preview (PVW) output
- Seamless switching
- Output splicing up to 8K1K
- Independently control two different displays
- 3 video layers plus overlay layers for OSD, LOGO and STILL
- Apply a mask to the foreground layer
- Genlock Y In· Over a dozen digital transitions via T-bar or TAKE
- TALLY signalling support for connected systems
- Store and recall presets on board
- Save settings and presets to USB

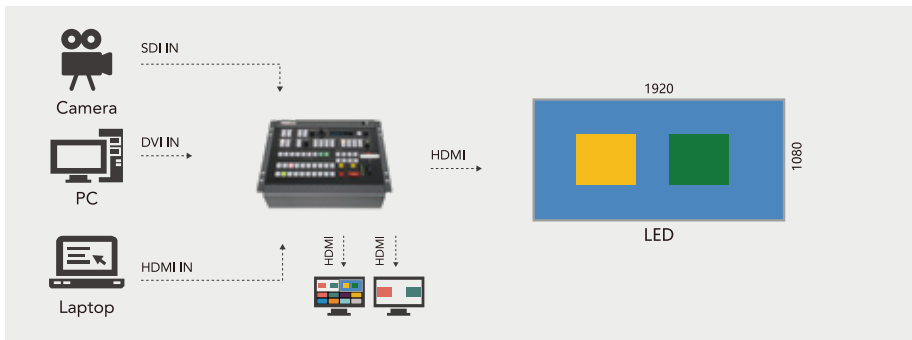


Standard Mode

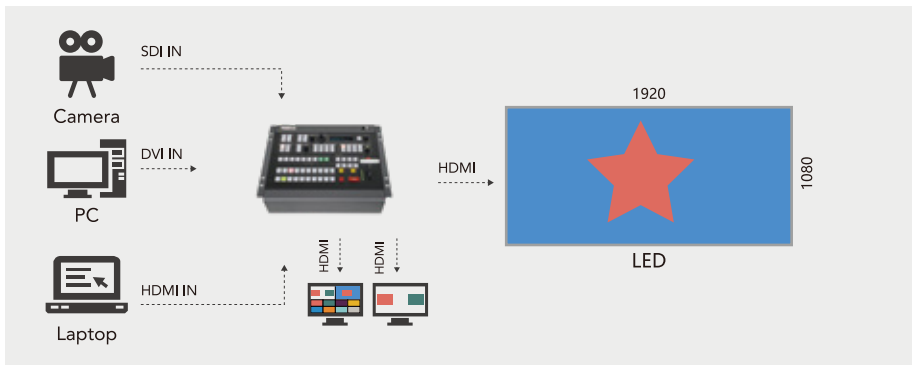
Outputs are arranged in duplicated pairs for conventional 2K output with full PST and PGM switching of up to three video layers.



Example: 2K PGM output canvas. This output is duplicated on the second HDMI PGM.



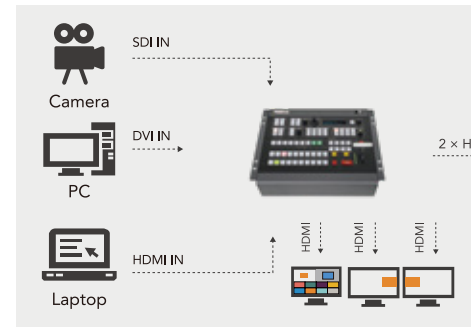
Example: Three video layers on PGM and three video layers on PST separately configured.



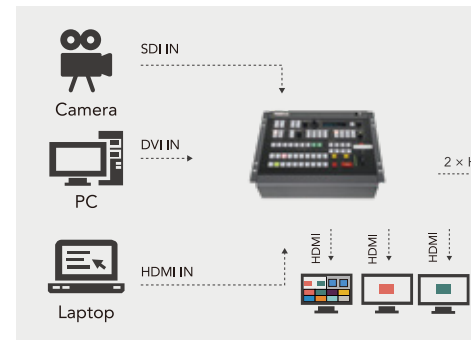
Example: Mask applied to a foreground PIP, with PST configured separately

4K1K Splicing Mode

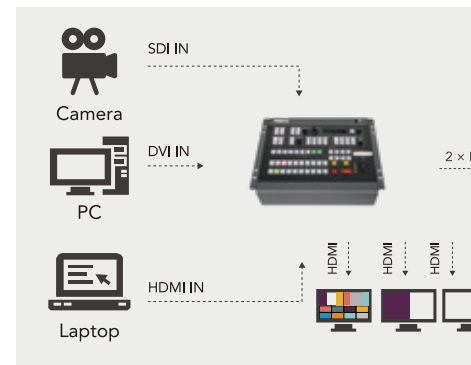
In 4K1K, or Dual2K mode, each pair of output canvas on which up to 2 video background image.



Example: 4K PGM output canvas with both HDMI PGM.



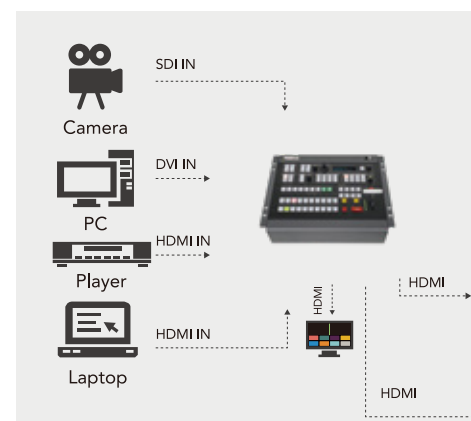
Example: 4K PGM output canvas with background image.



Example: 4K PGM output canvas with background image.

Matrix Mode

Utilise M2 as a mixed signal matrix, routing multiple video sources to multiple outputs scaled separately.



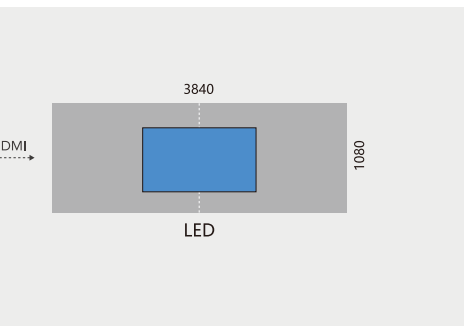
Example: Multiple video sources each routed to a separate output.



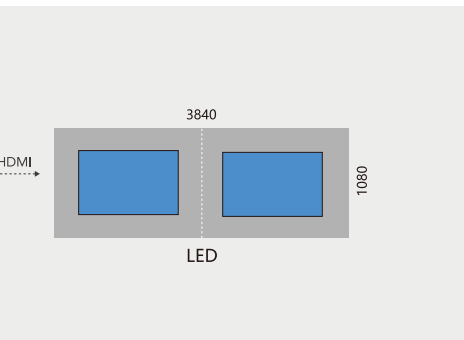
M2

* shown with optional input and output modules-refer specification and options

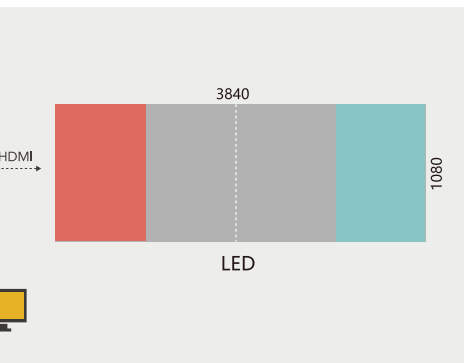
of outputs is spliced to form a 4K x 1K
layers can be utilised in addition to a



PGM outputs spliced.

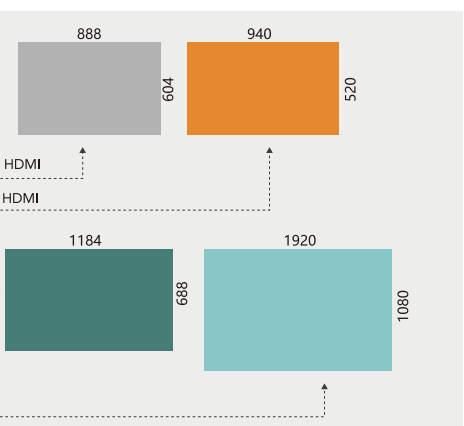


Two images and two video layers.



Two images and two video layers.

outputting signals to HDMI outputs with each



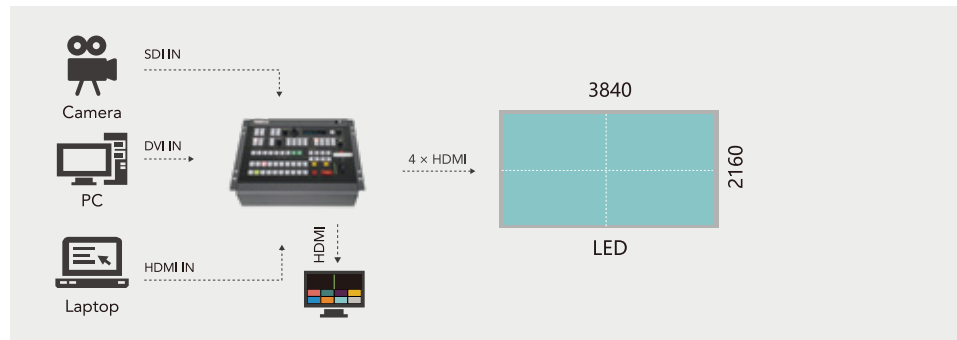
Each HDMI output

4K2K Splicing Mode

All four outputs are linked and spliced to form a 4K canvas which can be oriented as 4K2K, 8K1K or 2K4K. A single video layer is available. As all the outputs are used for PGM, there is no preset preview available.



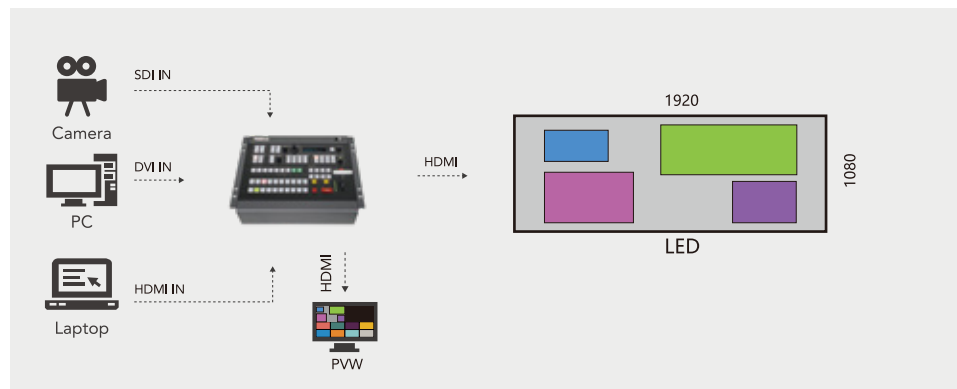
Example: 8K PGM output canvas with all four HDMI PGM outputs spliced.



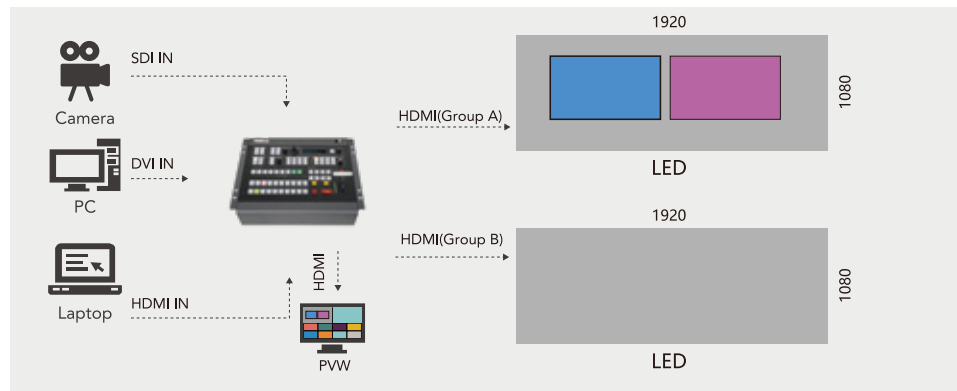
Example: 4K split of video layer in conventional 4K UHD arrangement.

Presentation Mode

Presentation Mode supports an additional layer whether set for 2K or 4K1K operations. Presets are configured with the same layouts, with different sources able to be switched in and out of the window/layer containers.



Example: Presentation mode of 4K1K utilising dual foreground layers in addition to a background video layer. Video sources are switched inside the layers with no positional changes



Group Mode

Both output channels are duplicated offering the same output as program and monitor. PIP's are available in this mode with PiP/layer count dependent on output resolution and layer arrangement.




Output Splicing Modes

Split output across dual output channels for 4K x 1K split with PST, or across all four outputs for a videowall output of up to 8K x 1K.



Digital Effects

A video mask may be applied to a foreground video layer. There are wide range of included masks, and in additional users may load custom masks for even more creative control. Other effects available include DSK/Chromakey and blend edge softening effect.



Multiview Preview

M2 features a dedicated preview output via HDMI. This output presents a Multiview including preview of up to eight input sources.




Genlock

Genlock Y in is included enabling synchronised operations of M2 across devices connected to a Genlock generator.

Scale

Set output resolution independently from input resolutions, and scale the output pixel-to-pixel, ideal for direct connection to non-native displays such as LED. Arrange scaled layers in any position.



Crop & Position

Select X and Y offsets along with width and height to select any image part for output.



OSD

Import On Screen Display text messaging overlays in virtually any font or style, and either moving static. M2 provides a dedicated TAKE facility for OSD independently of the video TAKE.

LOGO & STILL

Import and apply a STILL (watermark) or LOGO (channel transitions with TAKE), these layers are additional overlays regardless of video layers in use.

Modular Inputs

A wide range of input options are available with up to nine inputs able to be individually user fitted – modular M2 may be customised to almost any requirement. Input options include HDMI, DVI, SDI, DisplayPort, CVBS and USB 2.0 media.

Output Options

Choose the M2s model which features support two channel SDI/HDMI duplicated outputs – a feature providing capability to connect M2s to other devices such as recorders, streaming devices or additional processing equipment.

Format

M2 accepts all common 2K input formats, with EDID management built in. Output to any 2K format with custom resolutions able to be specified to display requirements.

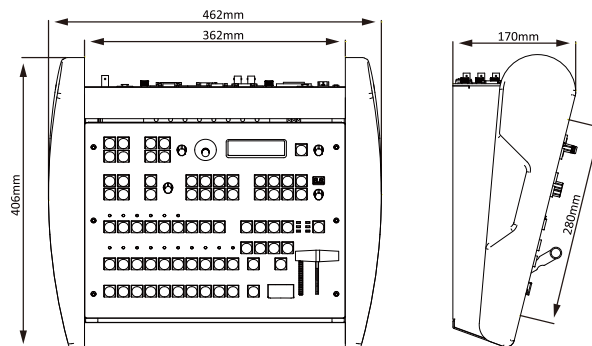
Specification

Connections	Input	3 slots up to 9 inputs			
		<i>Select from</i>		DVI module	1 x DVI-I
				HDMI module	2 x HDMI-A (1In 1 Loop)
				DP module	1x DisplayPort
				SDI module	2 x BNC (1 In 1 Loop)
				VGA module	1 x VGA
				CVBS module	2 x BNC (1 In 1 backup)
			USB Module	2 x USB (1 In 1 backup)	
	Output	M2		M2s	
		<i>Standard with</i>		<i>Standard with</i>	
HDMI		4 x HDMI	HDMI	4 x HDMI	
Preview			<i>Optional SDI Module</i>		
			SDI	2 x BNC	
			HDMI	2 x HDMI	
Communication	HDMI	1 x HDMI			
	VGA	1 x DSUB15			
	Tally	2 x DSUB15			
	LAN	1 x RJ45			
	RS232	1 x DSUB9			
	USB	1 x USB			
	Genlock Y	1 x BNC			
Power	1 x IEC				
Performance	Input Resolution	SDI			
		SMPTE	480i 576i 720p@50/60 1080i@59.94/60 1080p@23.98/24/25/29.97/30/50/59.94/60 1080psf@23.98/24/25/29.97/30		
		DVI HDMI USB			
	Output Resolution	SMPTE	480i 576i 720p@50/59.94/60 1080i@50/59.94/60 1080p@50/59.94/60		
		VESA	800x600@60 1024x768@60 1280x720@60 1280x800@60 1280x960@60 1280x1024@60 1400x1050@60 1600x1200@60 1920x1080@60 2048x1152@60		
		VGA			
	Supported Standards	VESA	800x600@60 1024x768@60 1280x720@60 1280x800@60 1280x960@60 1280x1024@60 1400x1050@60 1440x900@60 1600x1200@60		
		CVBS			
		SMPTE	480i 576i		
	Preview	<i>Select from below or customized</i>			
HDMI					
SMPTE		480i 576i 720p@50/59.94/60 1080i@50/59.94/60 1080p@50/59.94/60			
Features	VESA	800x600@60 1024x768@60 1280x768@60 1280x1024@60 1600x1200@60 1920x1080@60			
	Supported Standards	SDI SMPTE 425M (Level A & B) SMPTE 424M SMPTE 292M SMPTE 259M-C DVB-ASI			
	HDMI	1.3			
Power	DVI	S-DVI			
	DisplayPort	1.0			
	VGA	UXGA			
Environmental	USB	2.0			
	Preview	PGM PST 8 inputs			
	to be Operation Modes	Standard 2K 4K1K 4K2K Matrix Presentation			
Physical	Input Voltage	AC 85V-264V, 50/60Hz			
	Max Power	120W			
	Temperature	0- 55°C			
Dimensions	Humidity	10% - 90%			
	Weight	Net(device)	14.6kg		
	Dimensions	Packaged	27kg		
		Net(device)	462mm x 406mm x 170mm		
		Packaged	610mm x 580mm x 395mm		

Order Codes

Product Code	Item
210-3072-12-0	M2
210-3072-20-0	M2S
190-0001-02-1	Single VGA Input Module
190-0001-03-1	Single DisplayPort Input Module
190-0001-04-1	Single DVI Input Module
190-0001-06-1	Single HDMI Input Module
190-0001-07-1	Single 3G SDI Input/Loop Module
190-0001-09-1	Single CVBS Input/Backup Module
190-0001-10-1	Single USB Input/Backup Module
980-0001-01-1	EXT Input Interface
190-3072-12-0	HDMI PGM Module for M2
190-3072-13-0	SDI HDMI PGM Module for M2s
190-3072-11-0	PVW Tally Module
930-0001-01-0	Flightcase for M2S
980-0006-01-0	LED Gooseneck Lamp

Dimensions



WEB: www.rgblink.com EMAIL: sales@rgblink.com PHONE: +86 592 5771197
Proudly designed and manufactured in Xiamen Hi Technology Zone, China

RGBlink[®]