



The 64160 Output Module provides 16 balanced mic- or line-level analog outputs from a Pro64™ A-Net® network. Each channel includes a two-position output level switch (mic or line) and three-segment level metering. Alternate analog audio outputs are provided via DB25 multipin connectors on the rear panel.

Each 64160 can be configured to operate within a specified channel/slot range within the Pro64 network, making complex installations easy to configure and manage. Each output channel of a 64160 can be made active as needed.

The Pro64 A-Net network supports three ranges of variable sample rates: 44.1/48kHz±, 96kHz±, and 192kHz±. No matter the sample rate, all 16 output

channels on the 64160 are available for use. All audio is streamed at 24-bit resolution with no data compression at any time.

In addition to its audio capabilities, the 64160 also includes I/O for the innovative Virtual Data Cables™. The VDCs can be used for simultaneously distributing up to 14 channels of non-audio control data to any device on the Pro64 network. The 64160 provides VDC connectors for MIDI In, MIDI Out, RS-232, and GPIO.

The 64160 can be used anywhere analog outputs are required: on stage or front of house in a digital snake, in the studio, or in even the most complex audio networks. Adding a digital split to a system is as simple as connecting an additional 64160.

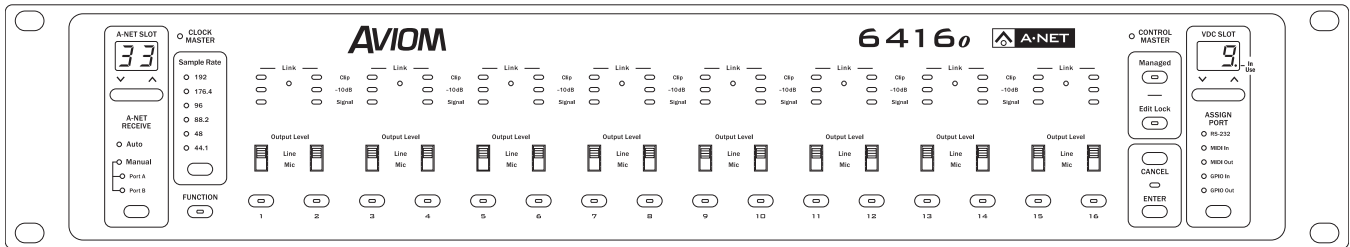
### PRODUCT HIGHLIGHTS

- 16 channels of mic- or line-level analog outputs
- Balanced XLR outputs
- DB25 alternate outputs
- Three-segment level metering per channel
- Individual channel activation switches
- Variable sample rates: 48kHz±, 96kHz±, 192kHz±
- 24-bit D/A converters
- Virtual Data Cable connectivity for GPIO, MIDI, and RS-232

### TECHNICAL SPECIFICATIONS

<b>Channels</b>	16 outputs	Mic or line level
<b>XLR Outputs</b>	Pin 1: Shield; Pin 2: Hot; Pin 3: Cold Impedance balanced; Signal on hot only	
<b>Alt. Audio Outputs</b>	DB25 multipin; audio pinout	
<b>Output Impedance</b>	91 ohms	
<b>Output Levels</b>	+4dBu, -17dBu	2-position switch
<b>Sample Rates</b>	1x: 39.7–52kHz; 2x: 79.4–104kHz; 4x: 158.8–208kHz	24-bit resolution
<b>Frequency Response</b>	-3dB: 2Hz and 23kHz ±0.5dB: 3Hz–22kHz (at 1x sample rate)	
<b>THD +N</b>	< .002% at -10dBFS	
<b>Signal to Noise</b>	D/A: -111dB (unweighted)	
<b>Crosstalk</b>	<100dB at 1kHz	
<b>Maximum Ambient Temperature</b>	50°C	

<b>Virtual Data Cables</b>	MIDI In, MIDI Out 5-pin DIN	
	RS-232 DB9 connector; DIP switch configuration	
	GPIO In (x4), Out (x4); terminal block connectors; DIP switch configuration; TTL or isolated	
<b>A-Net</b>	2 EtherCon® RJ45 connectors	
<b>A-Net Cable Length</b>	400 feet (120 meters) between devices	
<b>Latency</b>	Analog input to analog output: <800µs	
<b>Power Supply</b>	100–240VAC	50–60Hz, 24W
	Internal switching type; IEC connector	
<b>Dimensions</b>	2U; 19" w x 8" d x 3.5" h (482.6 x 203 x 88 mm)	
<b>Weight</b>	9 pounds (4.1 kilos)	
<i>All Aviom products are designed and manufactured in the U.S.A.</i>		

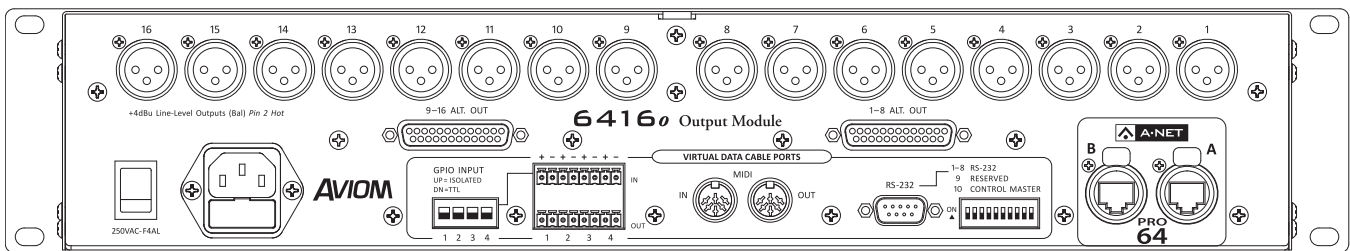


▲ FRONT PANEL FEATURES

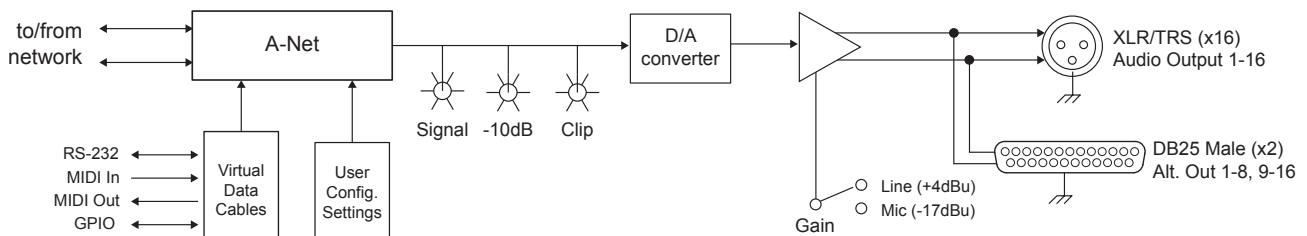
- Selectable mic- or line-level output level
- Three-segment level meter per channel
- Channel activation buttons with LEDs
- A-Net Slot and mode select
- Sample rate select
- VDC port assign
- Edit Lock

▼ REAR PANEL FEATURES

- XLR balanced outputs
- DB25 alternate outputs
- Dual A-Net ports
- VDC I/O for MIDI, RS-232, and GPIO
- VDC port configuration switches



6416o BLOCK DIAGRAM



ARCHITECTURAL SPECIFICATION

The Aviom 6416o Output Module shall provide sixteen channels of balanced mic- or line-level analog audio outputs from data received digitally via a Pro64™ A-Net® network. It shall provide full-bandwidth, high-quality audio by employing the Aviom A-Net audio transmission protocol. It shall employ 24-bit D/A converters and operate in three sample rate ranges, from 39.7kHz to 52kHz, 79.4kHz to 104kHz, and 158.8kHz to 208 kHz. No audio data compression shall be employed at any time.

It shall have a frequency response from 3Hz to 22kHz, ±0.5dB or better, with total harmonic distortion no more than 0.002% at 1kHz with a -10dBFS output signal at the Line output setting. Output level shall be variable with a two-position switch with settings of Line (+4dBu) and Mic (-17dBu). Output impedance shall be 91 ohms.

Per-channel features shall include a channel on/off button with LED indicator, two-position output level switch, and three-LED peak-reading level meters. Each pair of channels shall have a stereo link LED indicator. Network interface

controls shall include A-Net receive mode, Sample Rate selection, VDC I/O interface, and Cancel and Enter buttons.

The unit shall employ XLR jacks for the sixteen line-level outputs. Two DB25 jacks, wired per analog audio standards, shall be provided for alternate output connections. The 6416o shall employ Aviom's Virtual Data Cable™ technology with GPIO (terminal blocks x4) with isolated or TTL operation selectable via DIP switch, MIDI In and Out jacks, and RS-232 (DB9 connector) configured via DIP switch.

The unit shall be powered by an internal universal power supply (110 to 240VAC) with an AC power receptacle with fuse, and be supplied with a detachable AC cable. It shall be UL and CE listed. The unit shall have EtherCon® RJ45 connectors for the A-Net digital signal connections.

Its dimensions shall be 19" wide, 8" deep, and 2U (3.5") high. Its net weight shall be 9 pounds. The unit shall be Aviom Incorporated model 6416o.