


Install Speakers

ATHENS TCS152/96

Arrayable 2 Way 15" Full Range
Loudspeaker with Dendritic
Waveguide for Installation Applications,
90° H x 60° V Dispersion

- Arrayable 2 way full range loudspeaker for installation applications
- Rotatable Dendritic waveguide with 90° H x 60° V dispersion
- 600 Watts continuous, 2,400 Watts peak power
- Carbon fibre loaded 15" low frequency driver with inside/outside wound coil
- Titanium dome 1.4" neodymium motor compression driver
- Multiple array configurations for extended coverage
- Switchable passive/bi-amp operation for flexibility of use
- Trapezoidal cabinet shape enables visually unobtrusive loudspeaker arrays
- Multiple internal rigging points allow bracket mount and suspension in any orientation
- 15 mm (5/8") birch plywood enclosure with hard wearing semi matt black paint finish
- Architecturally styled powder coated perforated steel mesh grille
- Neutrik speakON* NL4 and barrier strip connectors
- 3-Year Warranty Program*
- Designed and engineered in England



The 2 way full range TCS152/96 is a switchable passive/bi-amp 15" 2,400 Watt arrayable loudspeaker system that is ideally suited for a wide range of speech and music sound reinforcement applications. The TCS152/96 is designed to work in conjunction with **TURBOSOUND** loudspeaker management systems, providing optimal FOH performance, as well as offering considerable flexibility to readily adapt to varying venue requirements.



The TCS152/96 arrayable loudspeaker features a carbon fibre loaded 15" low frequency driver with inside/outside wound coil with low mass voice coil for improved transient response, and a titanium dome 1.4" neodymium motor compression driver mounted on a rotatable 90° horizontal by 60° vertical Dendritic waveguide. All drivers are matched with an internal passive crossover network in a reflex-loaded enclosure, and bi-amp mode can be enabled by means of a rear panel switch. The rear panel connector plate carries Neutrik speakON* NL4 and barrier strip connectors for input and link connections to additional enclosures.

Install Speakers

ATHENS

TCS152/96

Arrayable 2 Way 15" Full Range
Loudspeaker with Dendritic
Waveguide for Installation Applications,
90° H x 60° V Dispersion

TURBOSOUND's proprietary HF Dendritic waveguide features multiple hornlets with identical path lengths, which are engineered to provide a flat constant-phase wavefront with a 90° horizontal by 60° vertical dispersion pattern. When the waveguide is rotated 90° from the standard position, a 60° horizontal by 90° vertical dispersion is achieved, making the TCS152/96 ideal for an even broader range of applications.

Finished in a highly durable semi matt black paint, the cabinet is constructed from 15 mm (5/8") birch plywood – and includes a rugged powder coated perforated steel mesh grille backed with reticulated foam. Internal M10 threaded rigging points are provided for suspension in any orientation, or mounting with dedicated brackets – available separately. A dedicated range of fly plates and coupler kits are also available separately for constructing tightly packed custom full-range and subwoofer enclosure arrays for aesthetically pleasing and venue specific coverage requirements.



You Are Covered

We always strive to provide the best possible Customer Experience. Our products are made in our own MUSIC Group factory using state-of-the-art automation, enhanced production workflows and quality assurance labs with the most sophisticated test equipment available in the world. As a result, we have one of the lowest product failure rates in the industry, and we confidently back it up with a generous [3-Year Warranty program](#).

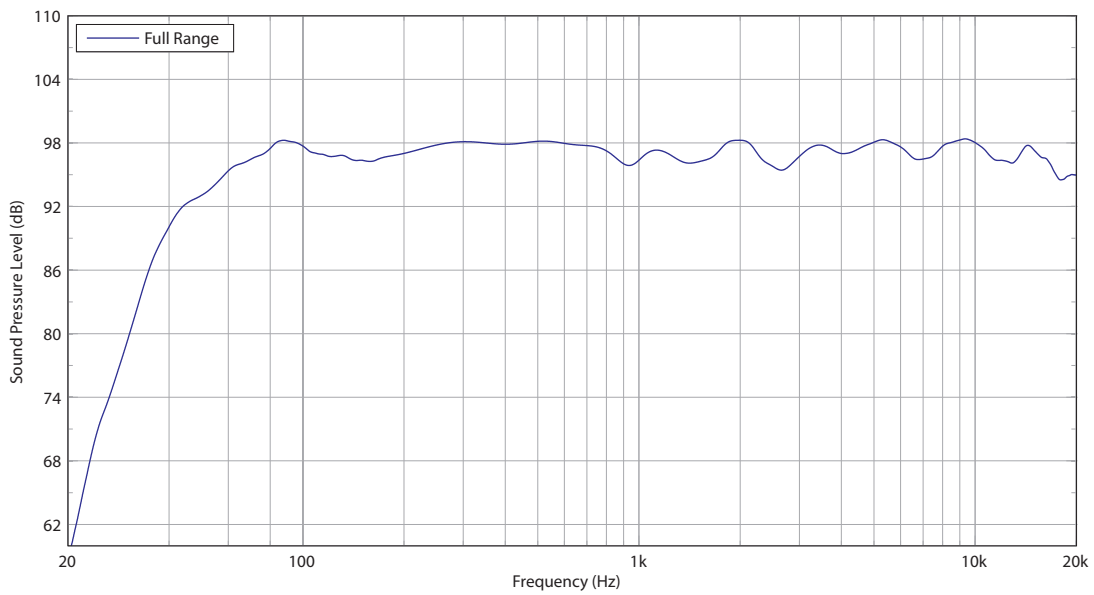
Install Speakers

ATHENS

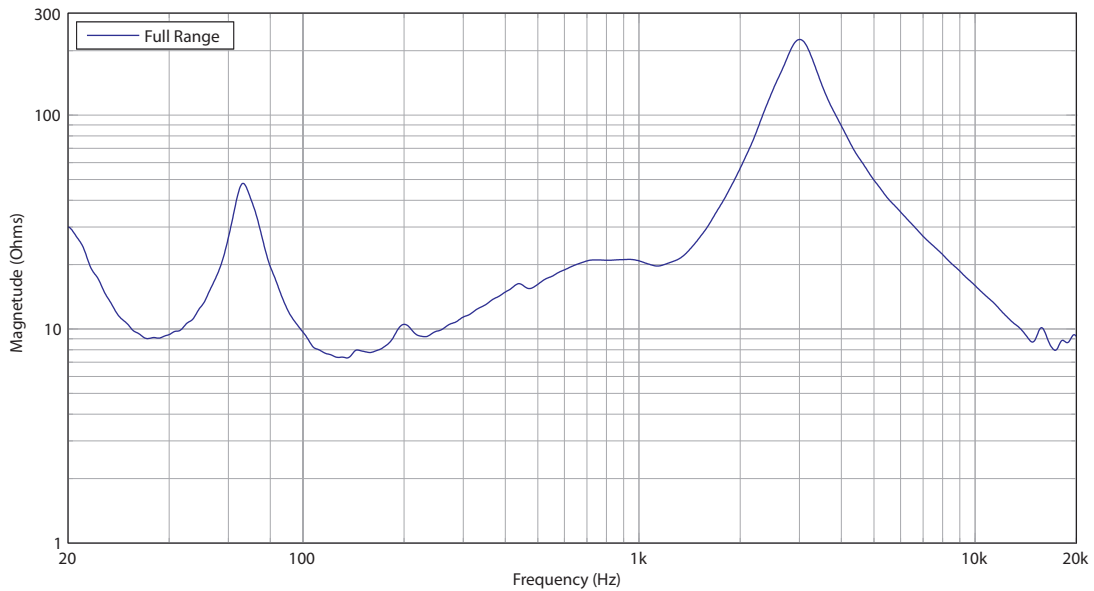
TCS152/96

Arrayable 2 Way 15" Full Range
Loudspeaker with Dendritic
Waveguide for Installation Applications,
90° H x 60° V Dispersion

Frequency Response Sensitivity 1 W / 1 m



Impedance



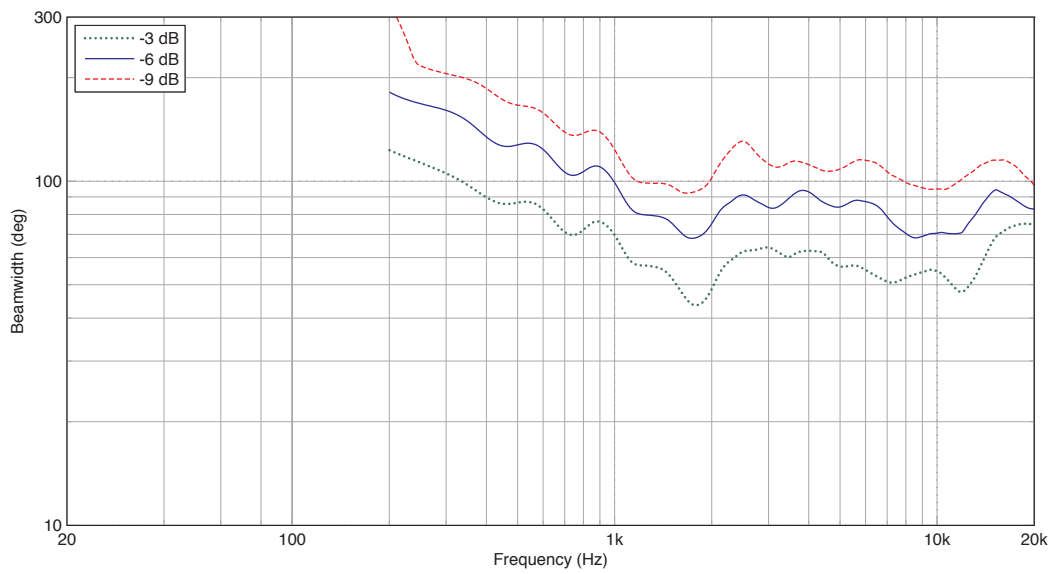
Install Speakers

ATHENS

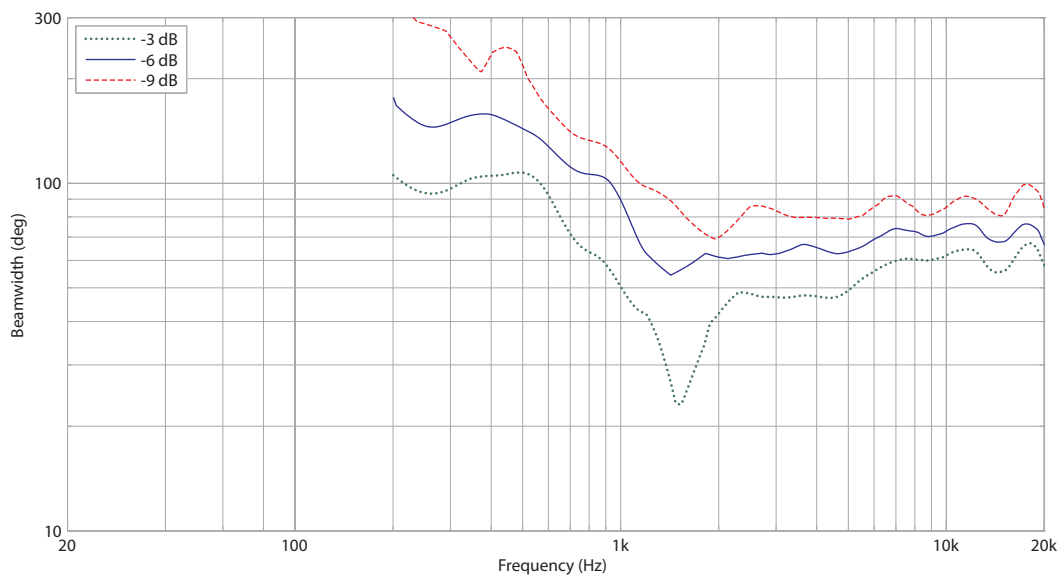
TCS152/96

Arrayable 2 Way 15" Full Range
Loudspeaker with Dendritic
Waveguide for Installation Applications,
90° H x 60° V Dispersion

Horizontal Beamwidth



Vertical Beamwidth



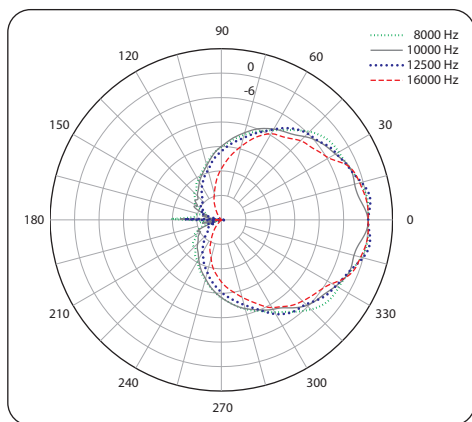
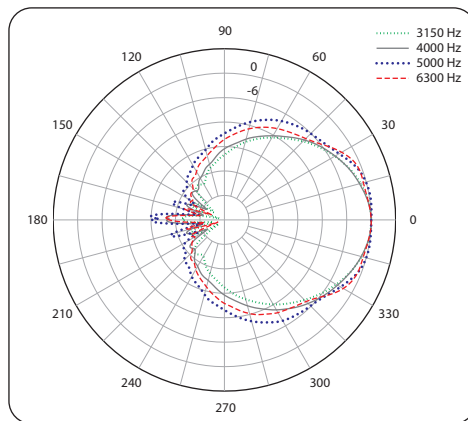
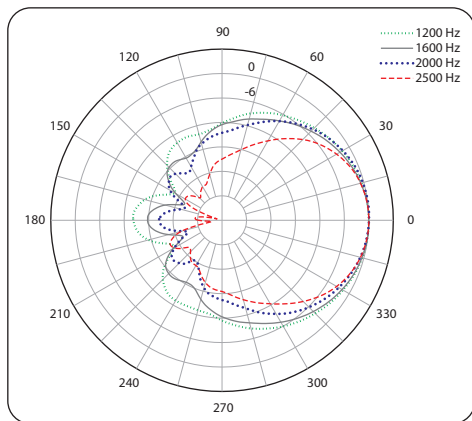
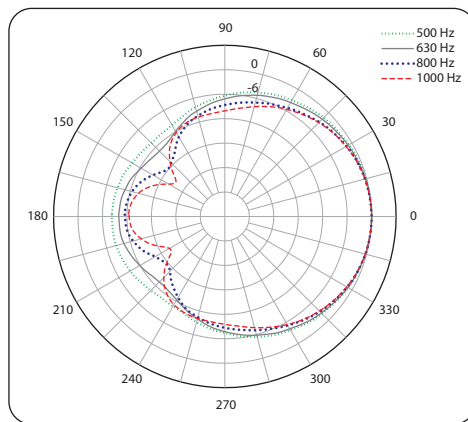
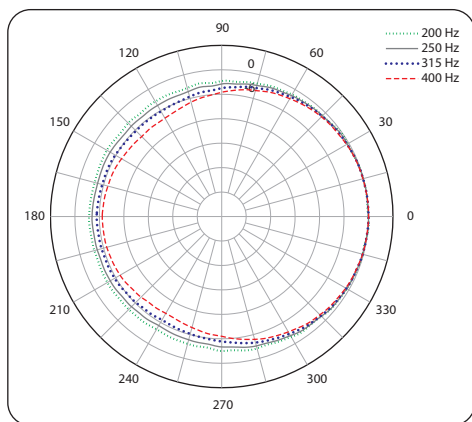
Install Speakers

ATHENS

TCS152/96

Arrayable 2 Way 15" Full Range
Loudspeaker with Dendritic
Waveguide for Installation Applications,
90° H x 60° V Dispersion

Horizontal Polar Plots



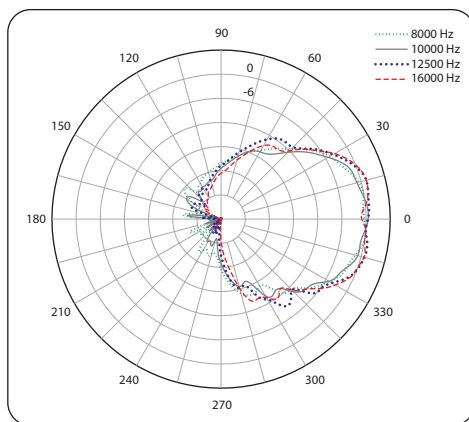
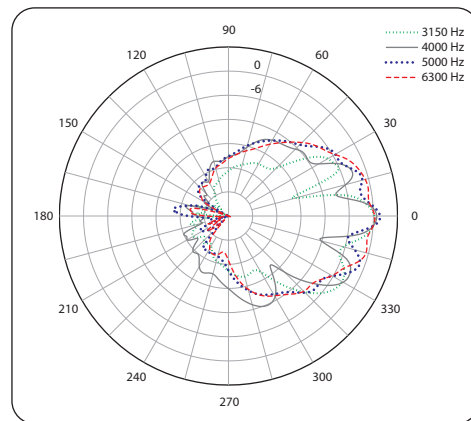
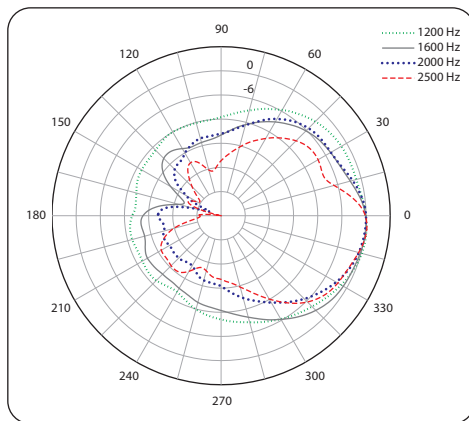
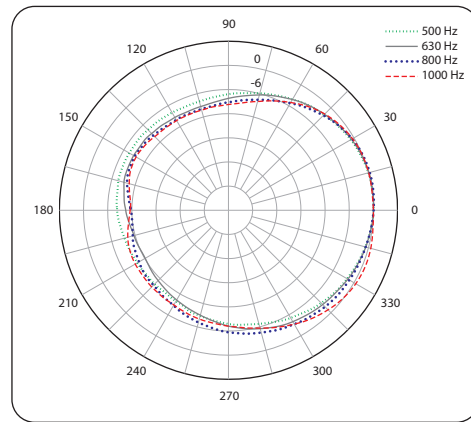
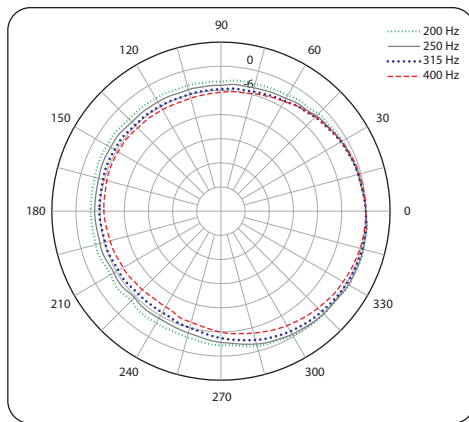
Install Speakers

ATHENS

TCS152/96

Arrayable 2 Way 15" Full Range
Loudspeaker with Dendritic
Waveguide for Installation Applications,
90° H x 60° V Dispersion

Vertical Polar Plots



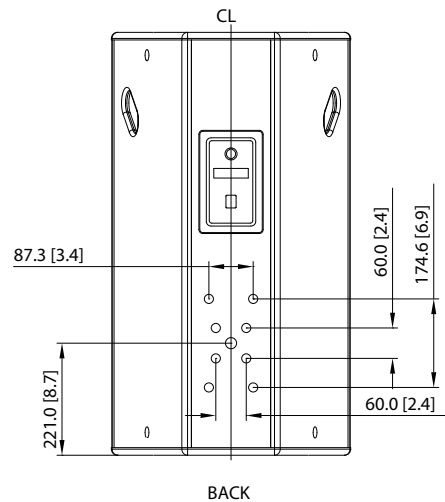
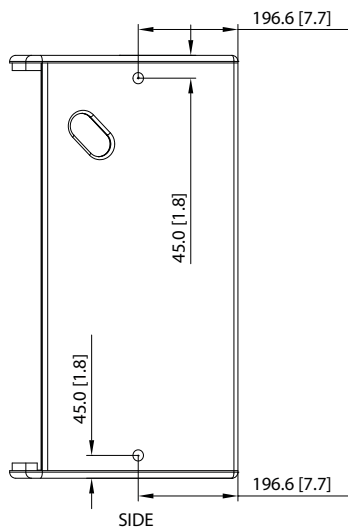
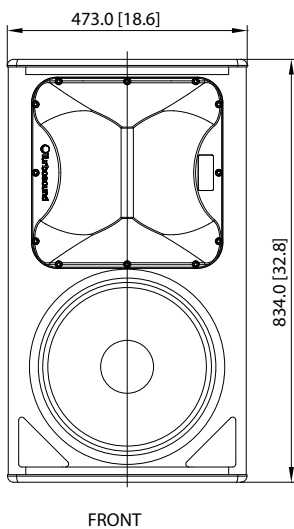
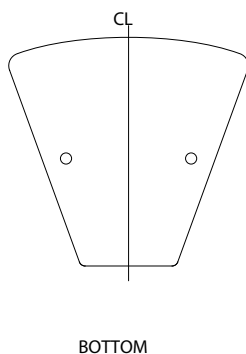
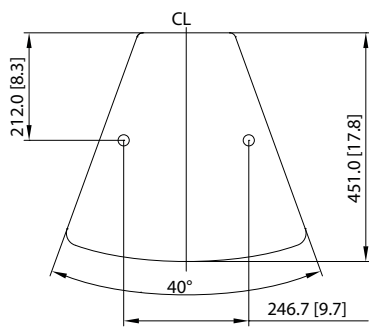
Install Speakers

ATHENS

TCS152/96

Arrayable 2 Way 15" Full Range
Loudspeaker with Dendritic
Waveguide for Installation Applications,
90° H x 60° V Dispersion

Dimensions



Install Speakers

ATHENS TCS152/96

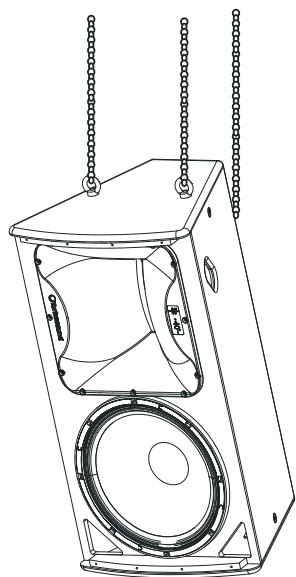
Arrayable 2 Way 15" Full Range
Loudspeaker with Dendritic
Waveguide for Installation Applications,
90° H x 60° V Dispersion

Mounting and Rigging

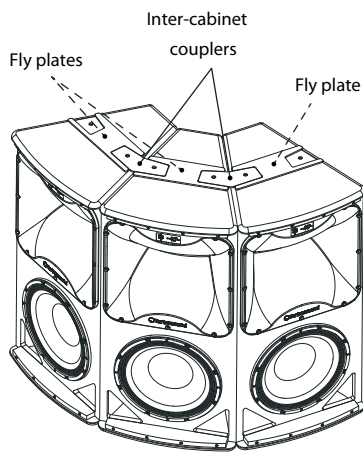
The cabinet is fitted with M8 x 8 and M10 x 9 internally-threaded rigging points that allow it to be rigged with optional shoulder eyebolts and mounted in many different configurations in permanent installations. The simplest method of rigging is to use the two M10 rigging points on the top, and a single pull-back rigging point in the centre of the rear panel. Adjustment of the length of the rear cable allows the cabinet to be angled for optimum room coverage. Cabinets may also be hung upside down if required.

The cabinet is compatible with industry standard wall and ceiling brackets which use 60 mm x 60 mm hole spacing.

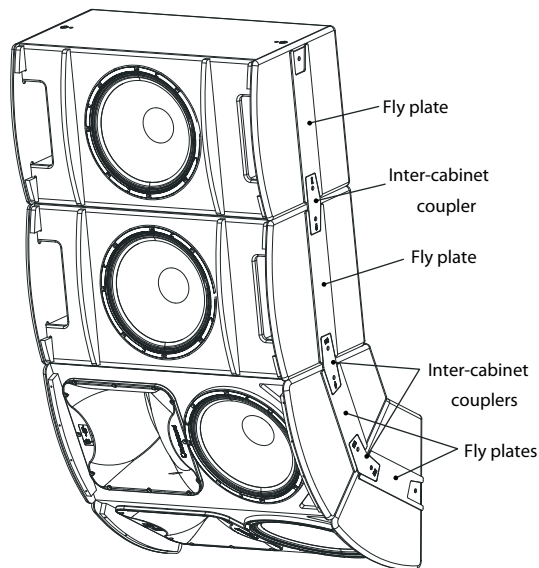
An array of two or more cabinets can be configured using optional **TURBOSOUND** flyplates and inter-cabinet couplers. These are fixed to the cabinet sides through the M10 rigging points, and assembled together in a 'daisy chain' fashion to build up the required array. The horns of each cabinet may be rotated through 90 degrees to optimise the coverage.



Suspension using M10 shoulder eyebolts on top and one at the rear.



Horizontal clusters using fly plates and inter-cabinet couplers on top and bottom.



Vertical array using fly plates and inter-cabinet couplers on left and right.

Install Speakers

ATHENS

TCS152/96

Arrayable 2 Way 15" Full Range
Loudspeaker with Dendritic
Waveguide for Installation Applications,
90° H x 60° V Dispersion

Technical Specifications

System

Frequency Response	41 Hz - 18 kHz ± 3 dB 35 Hz - 20 kHz -10 dB
Nominal Dispersion	90° H x 60° V @ -6 dB points, rotatable
Directivity Factor (Q)	8.7
Directivity Index (DI)	9.4
Power Handling (IEC)	
Passive	600 W continuous, 2400 W peak
Bi-amp	LF: 600 W Continuous, 2400 W peak HF: 75 W continuous, 300 W peak
Sensitivity	97 dB (1 W @ 1 m)
Maximum SPL	
Passive	125 dB Continuous, 131 dB Peak
Bi-amp	LF: 125 dB Continuous, 131 dB Peak HF: 128 dB Continuous, 134 dB Peak
Impedance	
Passive	8 Ω
Bi-amp	LF: 8 Ω HF: 6 Ω
Crossover Type	Passive / Bi-amp, switchable
Components	1 x 15" (394 mm) LF driver 1 x 1.4" (36 mm) HF compression driver

Enclosure

Connectors	1 x Neutrik speakON* NL4, 1 x Barrier strip terminals
Wiring	
Passive	Pins 1+ / 1- input, pins 2+ / 2- link
Bi-amp	Pins 1+ / 1- LF, pins 2+ / 2- HF
Dimensions (HWD)	834 x 473 x 451 mm (32.8 x 18.6 x 17.8")
Net Weight	28.9 kg (63.7 lbs)
Construction	15 mm (5/8") birch plywood
Finish	Semi matt black paint
Grille	Powder-coated perforated steel
Flying Hardware	M10 x 9, M8 X 8 Points

Accessories

TCS152-FP (WH) fly plate kit for TCS152
TCS-FK1 (WH) inter-cabinet coupler kit for TCS122 or TCS152
TCS-FK2 (WH) inter-cabinet coupler kit for TCS115B with TCS122 or TCS152

Install Speakers

ATHENS TCS152/96

Arrayable 2 Way 15" Full Range
Loudspeaker with Dendritic
Waveguide for Installation Applications,
90° H x 60° V Dispersion


Architecture & Engineering Specifications

The speaker shall be of the full range, two-way switchable bi-amp/passive type consisting of one 15" (394 mm) LF driver and one 1.4" (36 mm) HF compression driver. Performance specifications of a typical production unit shall meet or exceed the following: frequency response, measured with swept sine wave input, shall be flat within ± 3 dB from 41 Hz to 18 kHz and within -10 dB from 35 Hz to 20 kHz. Nominal dispersion, at -6 dB points, shall average 90° H x 60° V, rotatable. Nominal impedance shall be HF: 6 Ohms, LF: 8 Ohms; passive: 8 Ohms. Power handling shall be HF: 75 Watts continuous, 300 Watts peak, LF: 600 Watts continuous, 2,400 Watts peak; passive: 600 Watts continuous, 2,400 Watts peak. Sensitivity, measured on axis, mean averaged over stated bandwidth, shall be 97 dB, 1 Watt @ 1 metre. Maximum SPL (peak), measured at 1 metre with music program at stated amplifier input, shall be HF: 134 dB, LF: 131 dB; passive: 131 dB. Dimensions: 834 mm high x 473 mm wide x 451 mm deep (32.8" x 18.6" x 17.8"). Net weight: 28.9 kg (63.7 lbs). The loudspeaker system shall be the [TURBOSOUND TCS152/96](#). No other loudspeaker shall be acceptable unless submitted data from an independent test laboratory verifies that the above combined performance / size specifications are equaled or exceeded.

Install Speakers

ATHENS TCS152/96

Arrayable 2 Way 15" Full Range
Loudspeaker with Dendritic
Waveguide for Installation Applications,
90° H x 60° V Dispersion



Install Speakers

ATHENS

TCS152/96

Arrayable 2 Way 15" Full Range
Loudspeaker with Dendritic
Waveguide for Installation Applications,
90° H x 60° V Dispersion



Install Speakers

ATHENS TCS152/96

Arrayable 2 Way 15" Full Range
Loudspeaker with Dendritic
Waveguide for Installation Applications,
90° H x 60° V Dispersion



For service, support or more information contact the TURBOSOUND location nearest you:

Europe
MUSIC Group Services UK
 Tel: +44 156 273 2290
 Email: CARE@music-group.com

USA/Canada
MUSIC Group Services NV Inc.
 Tel: +1 702 800 8290
 Email: CARE@music-group.com

Japan
MUSIC Group Services JP K.K.
 Tel: +81 3 6231 0454
 Email: CARE@music-group.com

MUSIC Group accepts no liability for any loss which may be suffered by any person who relies either wholly or in part upon any description, photograph, or statement contained herein. Technical specifications, appearances and other information are subject to change without notice. All trademarks are the property of their respective owners. MIDAS, KLARK TEKNIK, LAB GRUPPEN, LAKE, TANNØY, TURBOSOUND, TC ELECTRONIC, TC HELICON, BEHRINGER, BUGERA and DDA are trademarks or registered trademarks of MUSIC Group IP Ltd.
 © MUSIC Group IP Ltd. 2016 All rights reserved.

