

**ez-MD+**

# HDMI/SDI Cross Converter with Audio Mux/Demux

Operation manual



REVISION NUMBER: 1.0.0  
DISTRIBUTION DATE: NOVEMBER. 2018

#### **Copy Rights**

Copyright © 2006-2018 LUMANTEK Co., Ltd.  
All Rights Reserved

This document contains information that is proprietary to LUMANTEK.CO., LTD. The information in this document is believed to be accurate and reliable; however, LUMANTEK assumes no responsibility or liability for any errors or inaccuracies that may appear in this document, nor for any infringements of patents or other rights to third parties resulting from its use.

This publication may contain technical issues, inaccurate information or typos. These will be revised in revised edition, if there is any. No part of this publication is subject to be reproduced, stored in retrieval system, or transmitted in any forms, or any means without the prior consent by Lumantek.

#### **Trademarks**

HD ENCODULATOR TM, SD ENCODULATOR TM LUMANTEK Logo, Mega CruiserTM, ORIXTM, X-CruiserTM, DTA-PlusTM, Media BlasterTM, are Trademarks of Lumantek. Co., Ltd.  
Any other trademarks than stated above in this document belongs to its pertinent corporation.

#### **Warranty Period**

Lumantek's products comes with One(1) year limited warranty. Please contact below if you need more information.

#### **HDCP Protection**

LUMANTEK products comply with HDCP, thus we will not allow any HDCP connection. If the input video source is protected by HDCP, then no video source will be displayed through LUMANTEK products.

#### **LUMANTEK CUSTOMER SERVICES**

gs@lumantek.com  
TEL: +82-2-6947-7429  
FAX: +82-2-6947-7440

**LUMANTEK**



# 01. Introduction

Lumantek's ez-MD+ is a cross-converter supporting both SDI and HDMI as inputs and outputs. It has many functionalities other than converting like audio mux and demux through XLR, reference in (genlock), scaler, and audio delay control.

## Features

### ① Inputs & outputs

- Input : 1 x SD/HD/3G-SDI (BNC 75Ω)
- 1 x SD/HD/3G HDMI (Type A)
- 1 x Ref. In / Genlock B/B or TRI-Level (BNC 75Ω)

- Output : 1 x SD/HD/3G-SDI (BNC 75Ω)
- 1 x SD/HD/3G HDMI (Type A)

Audio in & out : 1 x D-SUB 9pin (female)

### ② Supports SD/HD/3G

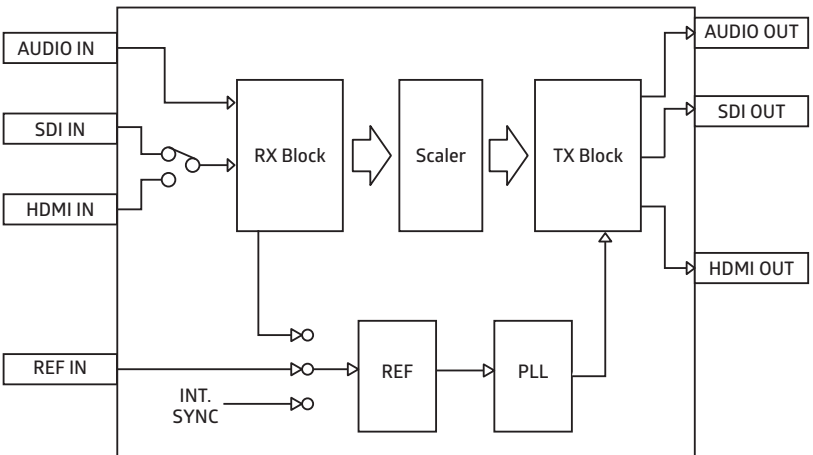
### ③ DIP Switch for settings changes

- Video output resolution and ratio, video format input (SDI or HDMI)
- Audio (internal or external), sync mode (free running, input lock, Genlock (B.B or TRI-Level)
- Audio Gain(0 or -10dB)

### ④ ROTARY Switch : Audio Delay Control (10 Step) x1

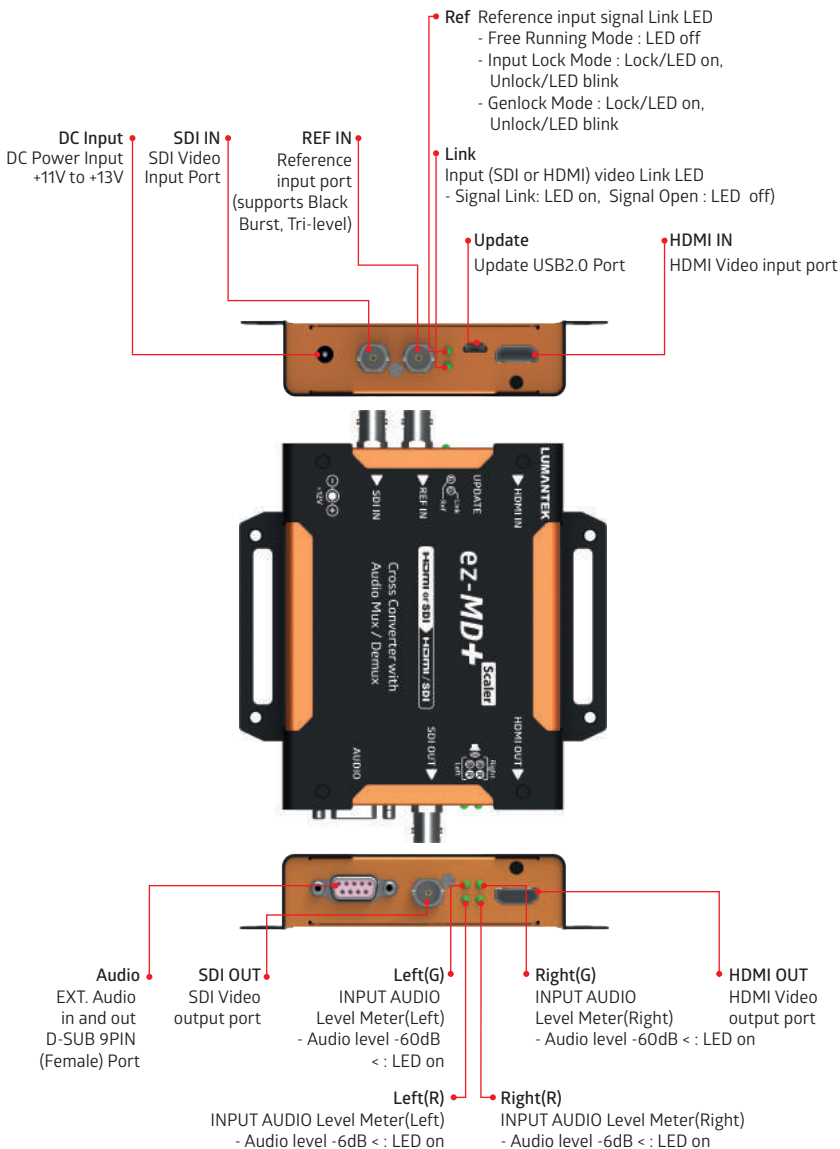
### ⑤ LED Display : Link (GREEN x1), Ref (GREEN x1), Audio Level Meter Left (GREEN x1, RED x1), Audio Level Meter Right (GREEN x1, RED x1)

## Diagram




## 02. Interface

### a. Specifications [Top]



















## 02. Interface

### a. Specifications [Bottom]



# 02. Interface

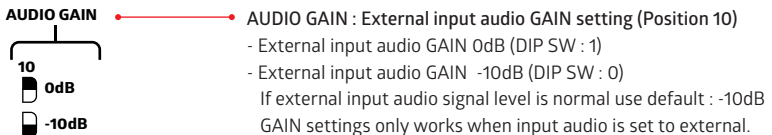
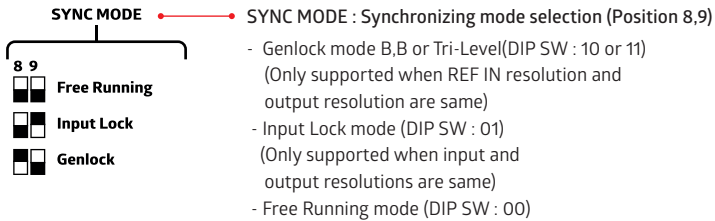
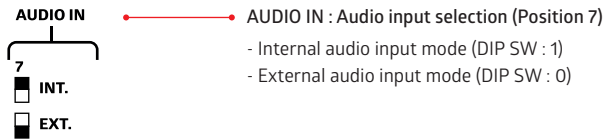
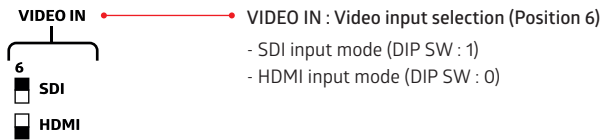
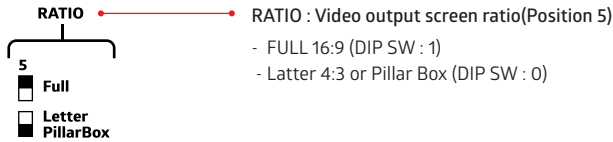
## b. MODE Settings

VIDEO OUT		VIDEO OUT : Video output resolution (Position 1, 2, 3, 4)
1 2 3 4		
	<b>480i59.94</b>	- 720x480i@59.94 (DIP SW : 1111)
	<b>576i50</b>	- 720x576i@50 (DIP SW : 0111)
	<b>720p50</b>	- 1280x720p@50 (DIP SW : 1011)
	<b>720p59.94</b>	- 1280x720p@59.94 (DIP SW : 0011)
	<b>720p60</b>	- 1280x720p@60 (DIP SW : 1101)
	<b>1080i50</b>	- 1920x1080i@50 (DIP SW : 0101)
	<b>1080i59.94</b>	- 1920x1080i@59.94 (DIP SW : 1001)
	<b>1080i60</b>	- 1920x1080i@60 (DIP SW : 0001)
	<b>1080p23.98</b>	- 1920x1080p@23.98 (DIP SW : 1110)
	<b>1080p24</b>	- 1920x1080p@24 (DIP SW : 0110)
	<b>1080p25</b>	- 1920x1080p@25 (DIP SW : 1010)
	<b>1080p29.97</b>	- 1920x1080p@29.97 (DIP SW : 0010)
	<b>1080p30</b>	- 1920x1080p@30 (DIP SW : 1100)
	<b>1080p50</b>	- 1920x1080p@50 (DIP SW : 0100)
	<b>1080p59.94</b>	- 1920x1080p@59.94 (DIP SW : 1000)
	<b>1080p60</b>	- 1920x1080p@60 (DIP SW : 0000)



## 02. Interface

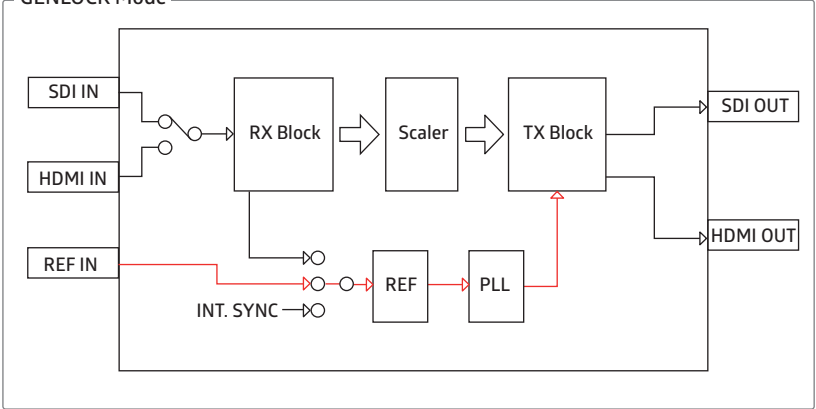
### b. MODE Settings



## 02. Interface

### b. MODE Settings

#### GENLOCK Mode



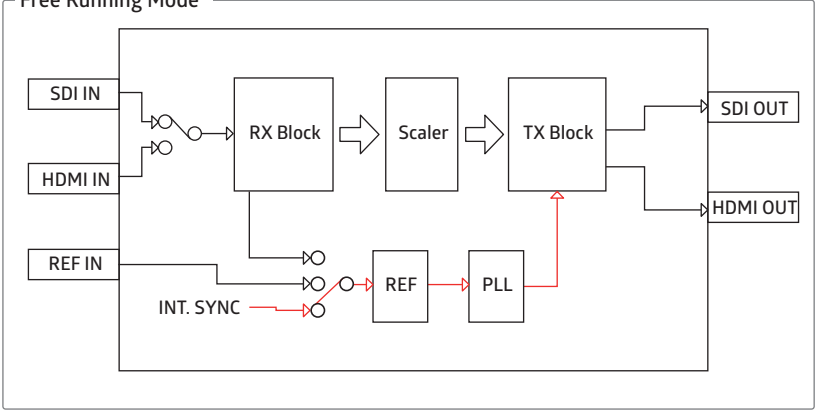
#### Compatible REF Input signals

Output resolution	REF IN resolution
720x480i59.94	NTSC
720x576i50	PAL
1280x720p50	PAL, 720p50, 1080p50
1280x720p59.94	NTSC, 720p59.94, 1080p59
1280x720p60	not supported
1920x1080i50	PAL, 1080i50
1920x1080i59.94	NTSC, 1080i59.94
1920x1080i60	not supported
1920x1080p23.98	1080p23.98
1920x1080p24	1080p24
1920x1080p25	PAL, 1080i50, 1080p25
1920x1080p29.97	NTSC, 1080i59.94, 1080p29.97
1920x1080p30	not supported
1920x1080p50	PAL, 720p50, 1080i50, 1080p50
1920x1080p59.94	NTSC, 720p59.94, 1080i59.94, 1080p59.94
1920x1080p60	not supported

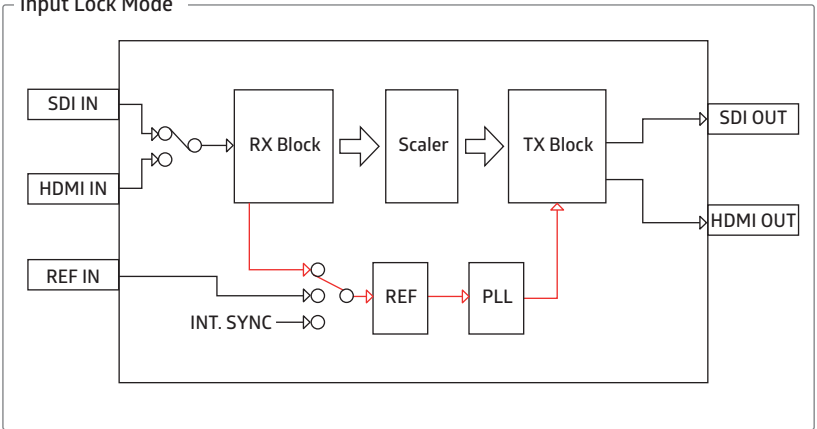
# 02. Interface

## b. MODE Settings

### Free Running Mode

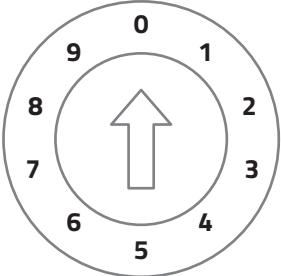


### Input Lock Mode




## 02. Interface

### c. AUDIO DELAY Settings

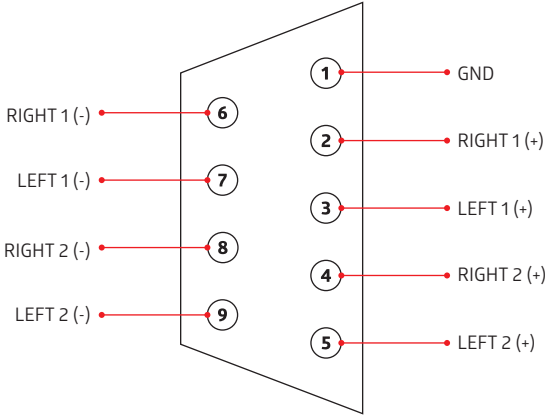
Rotary Switch	AUDIO DELAY min. 50ms Step
 <p>A diagram of a rotary switch with ten positions, numbered 0 through 9. The positions are arranged in a circle: 0 at the top, 1 at the top-right, 2 at the right, 3 at the bottom-right, 4 at the bottom, 5 at the bottom-left, 6 at the left, 7 at the top-left, 8 at the left, and 9 at the top-left. A large upward-pointing arrow is centered in the middle of the switch, pointing towards position 0.</p>	<ul style="list-style-type: none"><li>• 0ms Delay (Position : 0)</li><li>• 50ms Delay (Position : 1)</li><li>• 100ms Delay (Position : 2)</li><li>• 150ms Delay (Position : 3)</li><li>• 200ms Delay (Position : 4)</li><li>• 250ms Delay (Position : 5)</li><li>• 300ms Delay (Position : 6)</li><li>• 350ms Delay (Position : 7)</li><li>• 400ms Delay (Position : 8)</li><li>• 450ms Delay (Position : 9)</li></ul>

### 03. Product Configuration

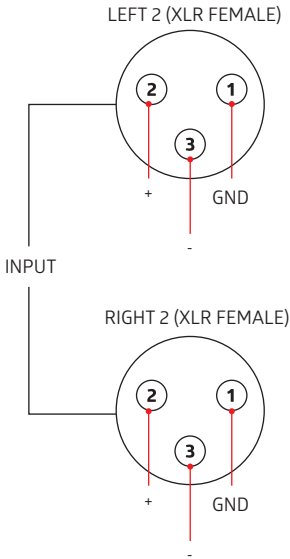


### 03. Product Configuration

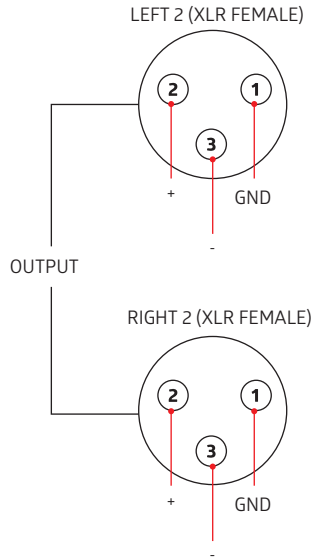
d' sub 9PIN



Audio Input : XLR(Female) x 2



Audio Output : XLR(Male) x 2



## 04. Technical Specifications

### ez-MD+

#### Data Input

SDI Video Input: SD/HD/3G-SDI (BNC 75Ω) x1  
HDMI Video Input: SD/HD/3G (HDMI Type A) x1  
Reference Input: B.B , TRI (BNC 75Ω) x1  
Audio Input: D-SUB 9PIN (Female) x1  
Video Formats  
- 720x480i@59.94/60  
- 720x576i@50  
- 1280x720p@50/59.94/60  
- 1920x1080i@50/59.94/60  
- 1920x1080p@23.98/24/25/29.97/30  
- 1920x1080p@50/59.94/60

#### Data Output

SDI Video Output: SD/HD/3G-SDI (BNC 75Ω) x1  
HDMI Video Output: SD/HD/3G (HDMI Type A) x1  
Audio Output : D-SUB 9PIN (Female) x1

#### Video Formats

- 720x480i@59.94 (DIP SW : 1111)  
- 720x576i@50 (DIP SW : 0111)  
- 1280x720p@50 (DIP SW : 1011)  
- 1280x720p@59.94 (DIP SW : 0011)  
- 1280x720p@60 (DIP SW : 1101)  
- 1920x1080i@50 (DIP SW : 0101)  
- 1920x1080i@59.94 (DIP SW : 1001)  
- 1920x1080i@60 (DIP SW : 0001)  
- 1920x1080p@23.98 (DIP SW : 1110)  
- 1920x1080p@24 (DIP SW : 0110)  
- 1920x1080p@25 (DIP SW : 1010)  
- 1920x1080p@29.97 (DIP SW : 0010)  
- 1920x1080p@30 (DIP SW : 1100)  
- 1920x1080p@50 (DIP SW : 0100)  
- 1920x1080p@59.94 (DIP SW : 1000)  
- 1920x1080p@60 (DIP SW : 0000)

#### Connections

Power : DC Power Input (DC Jack) x1  
Update : Debug (Micro-USB) x1  
DIP Switch : (10 Pole) x1  
Video Output Resolution, Video Output Ratio, Video Input(SDI or HDMI),Audio(INT or EXT), Sync Mode : Free Running, Input lock, Genlock (B.B or TRI-Level), Audio Gain(0 or -10dB)  
ROTARY Switch : (10 Step) x1  
Audio Delay Control (50ms Step)

#### Display

Link (GREEN x1) : HDMI or SDI Input Video Detect  
Ref (GREEN x1) : REF Input Signal Detect  
Left (GREEN x1, RED x1) : INPUT AUDIO Level Meter(Left)  
Right (GREEN x1, RED x1) : INPUT AUDIO Level Meter(Right)

#### Electrical

Power Input: DC +11V to +13V  
Power Consumption: 8W(max.)  
Operation Temperature: 0~45°C

#### Physical

Dimension: 130 (W) x 100.4 (H) x 26.9 (D) (mm)  
Weight: 0.4 kg (0.88 lb)

EASY FOR EVERYONE.

## ez-Pro VS4

FULL HD SWITCHER

- 4 Channel video switcher
- Internal scalers  
(output to any HD resolution up to 1080p)
- Multiview and Program screens
- PIP
- 2 x Logo
- Luma/Chroma
- 18 Transition effects!



SAVE YOUR LIVE EVENT!

## ez-SHV+

SDI TO HDMI CONVERTER  
WITH DISPLAY AND SCALER

- Display Monitoring
- Eye Pattern
- Scaling
- Cable Length
- Audio Level Meter Bar

