

FUZE WASH FR

P R E L I M I N A R Y



The **FUZE WASH FR™** is an automated LED Fresnel wash fixture designed for theater, television and a wide array of other precision lighting applications. A 92 CRI engine utilizes a 5-color homogenized LED array consisting of Red, Green, Blue, Mint, and Amber sources. The carefully tuned LEDs ensure accurate color reproduction while delivering a powerful output of 14,000 total lumens. Virtual color temperature, Magenta / Green adjustment plus CMY emulation provide the designer with immediate access to the impressive LED color array.

The FUZE WASH FR is designed for any application where an automated Fresnel fixture with outstanding and impactful colors, a wide zoom range and framing beam control with a soft field is required.



KEY FEATURES

480W Full Spectrum RGBMA LED Engine

14,000 Total Lumen Fixture Output @ 6,500K, 92 CRI

Internal 4-Blade Framing Module

Wide Zoom Range from 9° to 60°

Variable 16-bit Dimming Curve Modes

CMY Emulation

Virtual Color Correction

Green/Magenta Shift

Virtual Gel Swatch Book



Elation Professional USA
6122 S. Eastern Ave. | Los Angeles, CA. 90040
323-582-3322 | info@elationlighting.com

Elation Professional B.V.
Junostraat 2 | 6468 EW Kerkrade, The Netherlands
+31 45 546 85 66 | info@elationlighting.eu

Elation Professional Mexico
AV Santa Ana 30 | Parque Industrial Lerma, Lerma, Mexico 52000
+52 (728) 282-7070

ELATION FUZE WASH FR | PRELIMINARY Technical Specifications

Specifications subject to change without notice ©Elation Professional 11/22/19

SOURCE

480W 6,500K RGBMA (Red, Green, Blue, Mint, Amber) LED Engine

30,000 Hour Average LED Life*

*Test lab conditions. May vary depending on several factors including but not limited to:
Environmental Conditions, Power/Voltage, Usage Patterns (On-Off Cycling), Control, Dimming, and Lamp Mode.

PHOTOMETRIC DATA

14,000 Total Lumen Fixture Output

CRI 92

EFFECTS

9° - 60° Motorized Zoom

Framing System

Dual Variable Frost Filters

Variable 16-bit Dimming Curve Modes

High Speed Electronic Shutter and Strobe

COLOR

RGBMA Color Array

CMY Emulation

Virtual Color Correction

Green/Magenta Shift

Virtual Gel Swatch Book

CONTROL / CONNECTIONS

4 DMX Channel Modes

16-bit Pan, Tilt, and Dimming Control

DMX Adjustable LED Frequency

DMX, RDM Protocol Support

4 Button Touch Control Panel

Full Color 180° Reversible LCD Menu Display

Locking 5pin XLR Connector In/Out

Locking IP65 Power Connector Power In/Out

USB Connection (Firmware Updates)

SIZE / WEIGHT

Length: 16.06" (408mm)

Width: 9.99" (253.72mm)

Vertical Height: 26.74" (679.9mm)

Weight: 55.1 lbs. (25kg)

ELECTRICAL / THERMAL

AC 100-240V - 50/60Hz

Max Power Consumption (TBD)

14°F to 113°F (-10°C to 45°C)

APPROVALS / RATINGS

CE | cETLus (pending) | IP20

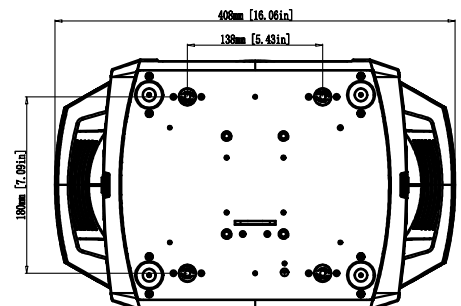
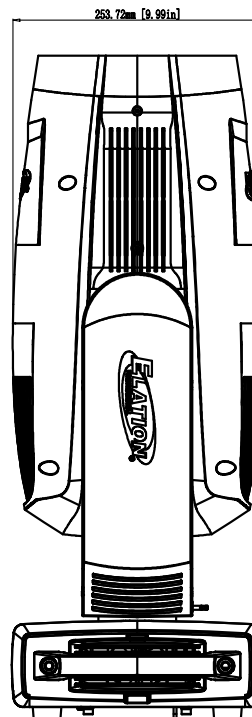
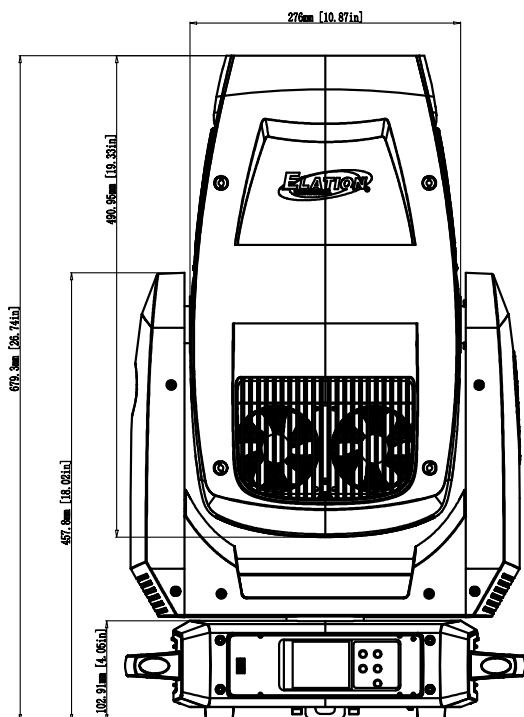
ORDERING INFORMATION

#FUZ501 FUZE WASH FR (US)

TBA FUZE WASH FR ROAD CASE (US)

#1237000227 FUZE WASH FR (EU)

Optional Snoot + Gel Frame



Elation Professional USA
6122 S. Eastern Ave. | Los Angeles, CA, 90040
323-582-3322 | info@elationlighting.com

Elation Professional B.V.
Junostraat 2 | 6468 EW Kerkrade, The Netherlands
+31 45 546 85 66 | info@elationlighting.eu

Elation Professional Mexico
AV Santa Ana 30 | Parque Industrial Lerma, Lerma, Mexico 52000
+52 (728) 282-7070

*PRELIMINARY DRAWINGS NOT TO SCALE