



# FreeSpace® DS Aluminum Grilles: DS16SEAG, DS40SEAG, DS100SEAG

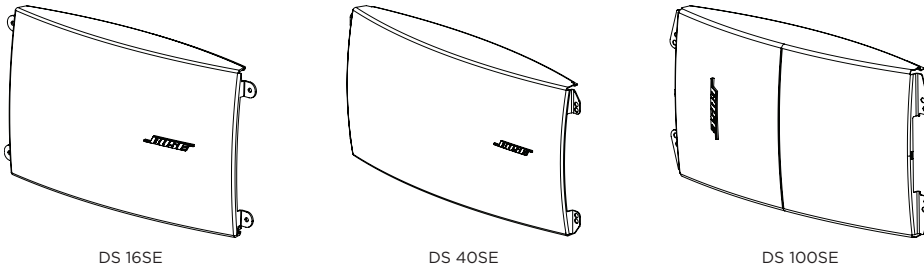
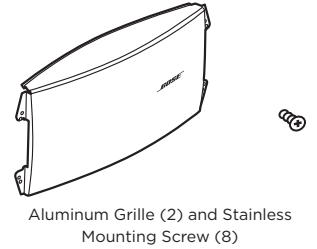
Aluminum Replacement Grilles for use with the DS 16SE, 40SE, and 100SE

## Installation Information

Thank you for selecting Bose® FreeSpace® DS 16SE, 40SE, or 100SE. This document is intended to provide professional installers with basic installation and safety guidelines for using the Aluminum Grille accessory with FreeSpace® loudspeakers. Please read this document before attempting installation.

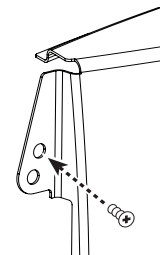
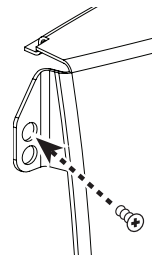
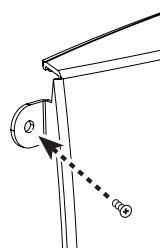
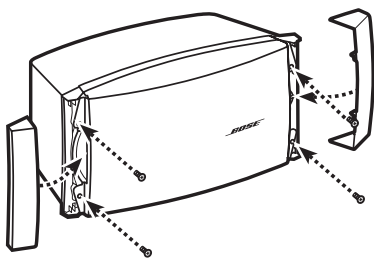
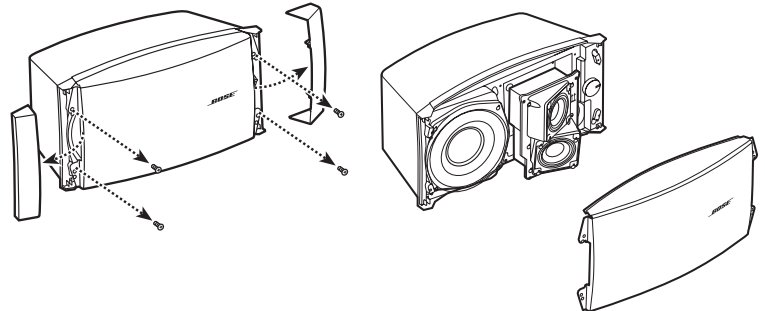
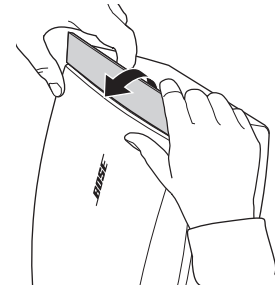
FreeSpace® DS Aluminum Grilles for the DS 16SE, DS 40SE, and DS 100SE Surface-Mount Loudspeakers provide enhanced resistance to corrosion in harsh outdoor environments.

### Carton Contents:

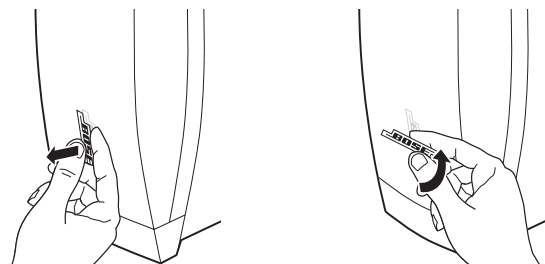


### To install the Aluminum Grille:

1. Remove endcaps from loudspeaker. See Fig. 1.
2. Remove the four mounting screws that secure original grille. Pull to remove original grille. See Fig. 2.
3. Place Aluminum Grille accessory on loudspeaker. Use four of the included stainless screws to secure Aluminum Grille to loudspeaker. See Fig. 3. For the specific screw placement for each of the three grille types, see Fig. 4 through Fig. 6.



4. If mounting loudspeaker vertically, rotate Bose logo: firmly grasp logo and pull away from grille; rotate logo and release. Fig. 7.





# FreeSpace® DS Aluminum Grilles: DS16SEAG, DS40SEAG, DS100SEAG

Aluminum Replacement Grilles for use with the DS 16SE, 40SE, and 100SE

## Safety Information



**CAUTION:** This product is intended for installation by professional installers only!  
**PRECAUCIÓN:** Solo un instalador profesional deberá montar este producto!  
**ATTENTION:** L'installation de ce produit est réservée à un technicien professionnel!  
**ACHTUNG:** Dieses Produkt darf nur von fachkundigen Monteuren installiert werden!



**CAUTION:** Make no modification to system or accessories. Unauthorized alterations may compromise safety, regulatory compliance, and system performance.  
**PRECAUCIÓN:** No realice alteraciones no autorizadas a este producto; esto podría comprometer la seguridad, el cumplimiento de las normas y el rendimiento del sistema.  
**ATTENTION:** Ne pas faire des modifications non autorisées à ce produit; ce qui pourrait compromettre la sécurité, la conformité réglementaire et la performance du système.  
**ACHTUNG:** Keine nicht autorisierten Veränderungen am Produkt vornehmen. Diese können die Sicherheit, die Einhaltung von Richtlinien und die Systemleistung beeinträchtigen.



**CAUTION:** This accessory is for use with Bose FreeSpace® DS 16SE, 40SE, and 100SE only.  
**PRECAUCIÓN:** Este accesorio está diseñado para usarse únicamente con altavoces Bose FreeSpace® DS 16SE, 40SE, and 100SE.  
**ATTENTION:** Cet accessoire est destiné pour l'usage avec les haut-parleurs Bose FreeSpace® DS 16SE, 40SE, and 100SE exclusivement.  
**ACHTUNG:** Dieses Zubehör ist ausschließlich zur Verwendung mit Bose FreeSpace® DS 16SE, 40SE, and 100SE Lautsprechern vorgesehen.



**CAUTION:** Only use the mounting hardware supplied with this product.  
**PRECAUCIÓN:** Use solo el equipamiento de montaje provisto con el producto.  
**ATTENTION:** Utilisez uniquement les accessoires de montage fournis avec ce produit.  
**ACHTUNG:** Verwenden Sie nur die mit diesem Produkt mitgelieferten Befestigungsmittel.

## Importer Information

### European Union

Bose Products B.V., Gorslaan 60, 1441 RG Purmerend, The Netherlands

### China

Bose Electronics (Shanghai) Company Limited, Part C, Plan 9, No. 353 North Riying Road, China (Shanghai) Pilot Free Trade Zone

### Taiwan

Bose Taiwan Branch, 9F-A1, No. 10, Section 3, Minsheng East Road, Taipei City 104, Taiwan  
Tel: 886 2 2514 7977

### Mexico

Bose de México, S. de R.L. de C.V., Paseo de las Palmas 405-204, Lomas de Chapultepec, 11000 México, D.F.  
Tel: 001 800 900 2673

## Additional Information

For additional information on FreeSpace® loudspeaker modules and accessories, refer to the installation guide available at [pro.bose.com](http://pro.bose.com). To request a printed copy, use the phone numbers provided.

## Contact Information

Bose Corporation  
Framingham, MA 01701 USA

Corporate Center: 508-879-7330  
Americas Professional Systems,  
Technical Support: 800-994-2673

## Limited Warranty

Your product is covered by a limited warranty. Visit [pro.bose.com](http://pro.bose.com) for warranty details.

The warranty information provided with this product does not apply in Australian and New Zealand. See our website at [www.bose.com/au/warranty](http://www.bose.com/au/warranty) or [www.bose.com/nz/warranty](http://www.bose.com/nz/warranty) for details of the Australian and New Zealand warranty.



799275-0010

©2017 Bose Corporation. All rights reserved.  
Framingham, MA 01701-9168 USA,  
[www.pro.bose.com](http://www.pro.bose.com)

All trademarks are the property of their respective owners  
AM799275 Rev. 00  
July 2017



PROFESSIONAL