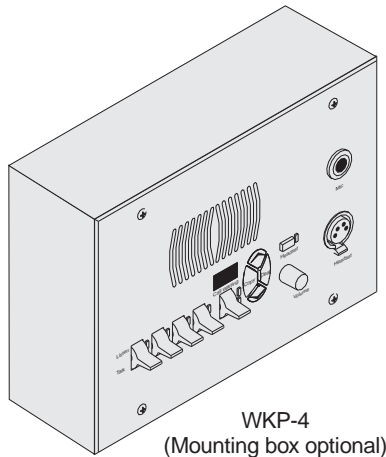


MODELS WKP-4 and BKP-4 KEYBOARD SPEAKER STATIONS

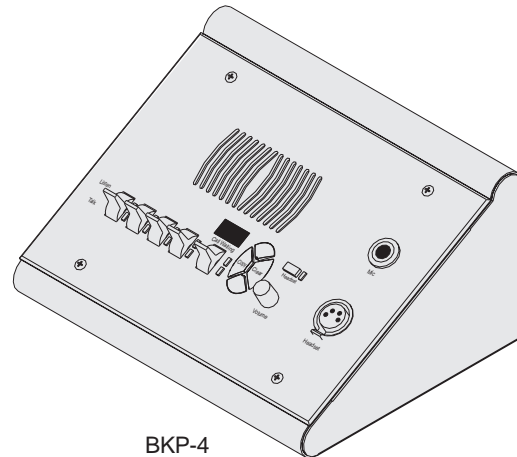
MATRIX / CONFERENCE LINE INTERCOM SYSTEMS

RTS™

PRELIMINARY



WKP-4
(Mounting box optional)



BKP-4

DESCRIPTION

The WKP-4 and BKP-4 are ideal for users who want full access to the most commonly used keypad features, and who generally communicate with four or less locations in the intercom system at any given time. The WKP-4 mounts in the wall. It may be ordered with a universal AC power supply, or the installer can supply power from another source. The BKP-4 is suitable for desktop use and is powered from an AC mains outlet.

FEATURES AND BENEFITS

- Works with ADAM™, ADAM CS and Zeus™ Digital Matrix Intercom Systems.
- Full-function intercom keys with LED indicators.
- Alphanumeric call waiting window with response key.
- Full access to intercom key and setup page assignments.
- 4-wire, balanced audio input and output.
- Use with a headset, or with a microphone and the built-in speaker. Works with: RTS headsets with A4M connector; MCP5 and MCP6 Panel Microphones.
- Easy installation setup.
- Ready for worldwide use. Universal power supply accepts any mains voltage from 90-240 VAC, 47/63 Hz. (Standard for BKP-4. Available via optional AC adapter for WKP-4. The WKP-4 may also be powered from a user-supplied, 15-24 VDC, 1 amp, regulated power source.)

SPECIFICATIONS

Matrix Input/ Output
8 dBu nominal, 20 dBu maximum

Audio Performance

SNR at 8 dBu (A-weighted): > 70 dB

THD+N at 8 dBu (Unweighted): < 0.5%

Frequency Response at 8 dBu: ± 1.5 dB from 100 Hz - 20 kHz

CMRR: > 70 dB

Panel Mic Input

Mic Type: Electret condenser

Power: Phantom (+5V DC)

Nominal Level: -40 dBu

Maximum Level: -25 dBu

Headset Mic Input

Mic Type: Dynamic

Nominal Level: -55 dBu

Maximum Level: -40 dBu

Headphone Output

Impedance: 50 to 600 ohms

Output Power: 150 mW into 50 ohms

Output Voltage Level: 8 volts p-p maximum

Environmental

Operating Temperature: -20°C to 50°C

Storage Temperature: -40°C to 85°C

Humidity: 0 to 95%, non-condensing

Power Requirements

WKP-4 Standard: 15-24 VDC, 1 amp, regulated

WKP-4 Option/BKP-4 Standard: 90 to 240 VAC, 47 / 63 Hz

Dimensions

WKP-4: 6.5" (165mm) high x 9" (229mm) wide x 3" (76mm) deep (without mounting box, box is 3.15" (80mm) deep)

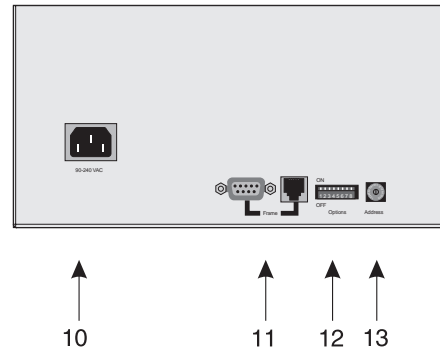
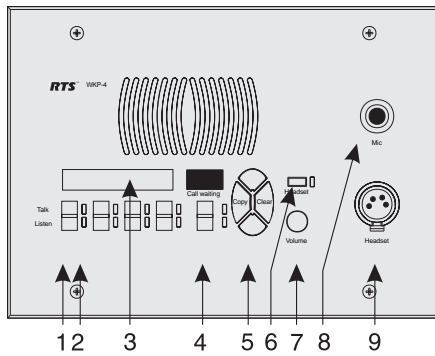
BKP-4: 4.6" (117mm) high x 9" (229mm) wide x 7" (178mm) deep

Finish

Aluminum front panel and case, light gray finish

Approvals

UL, CSA, UDE, CE



FRONT PANEL DESCRIPTION

- 1) Intercom Keys: Assignable for several types of operation, including talk only, listen only, talk with auto-listen, and all-call (where activating the key also activates all keys to the left of that key). Keys feature momentary or latching operation. For momentary operation, the operator presses and holds a key while communicating, then releases it when finished. For latching operation, the operator taps a key to turn it on, then taps it again to turn it off. Latching can be disabled via an options switch (12) or from ADAMedit or ZEUSedit.
- 2) Key Indicators: Two bi-color (red and green) LED indicators for each key. Provide indications for talk on/off, listen on/off, incoming call, busy (for keys assigned to talk to IFB's), and in-use (for keys assigned to talk to either IFB's or ISO's).
- 3) Designation Strip Holder: Holds printed strip identifying key assignments. Works with ADAMedit and ZEUSedit designation strip print feature.
- 4) Call Waiting Display* and Response Key: 4-character, alphanumeric display for incoming caller names. Talkback to caller via the response key. The call waiting window and response key are also used with the copy, clear, and scroll keys (5).
- 5) Copy, Clear, and Scroll keys*: Used for key and setup page assignment. Can also be used to talk to any location in the intercom system when no intercom key is assigned. (Note: There are 4 setup pages. Each contains a complete set of key assignments.)
- 6) Headset On/Off Key with Indicator. When the headset is on, the speaker and panel mic are off.
- 7) Listen Volume Control for Headset or Speaker.
- 8) Panel Mic Connector: 1/4", 3-conductor phone jack. Accepts MCP5 or MCP6 Panel Microphone.
- 9) Headset Connector: A4F (XLR-4F) connector. Accepts any RTS headset with A4M (XLR4M) connector.

* The call waiting display, and the copy, clear and scroll keys are optional on the WKP-4. The response key is standard on all versions.
 ** The WKP-4 uses a terminal strip for all back panel connections. The terminal strip, options switches, and address switch are accessed by removing the WKP-4 from the mounting box.

BACK PANEL DESCRIPTION (BKP-4)**

- 10) Universal Power Input: Accepts any mains voltage from 90-240 VAC, 47-63 Hz.
- 11) Intercom Frame Connectors. Includes both 9-pin female Dsub and RJ11.
- 12) Options DIP Switches:
 - Latching: The electronic latching feature for the intercom keys can be turned on or off as previously mentioned.
 - Name Display for Assigned Keys: Assigned intercom keys provide an LED flash for incoming call announce. Optionally, the caller's name can also be displayed in the call waiting window. (Incoming calls from anyone else are always displayed in the call waiting window.)
 - Incoming Call Timeout Select: Incoming call LED flash can be set for 15 seconds, or until the caller's key is released.
 - Baud Rate: Selects the baud rate required by the intercom system for data exchange.
- 13) Address Select Switch: 16-position rotary switch: Selects intercom port address.

ORDERING INFORMATION

Description	Order Number
WKP-4 Wall Mount Speaker Station	
With call waiting display and scroll keys	90007646001
Without call waiting display and scroll keys	90007646002
BKP-4 Desktop Speaker Station.	90007646003
AC Adapter (for WKP-4)	532040-000
Mounting Box (for WKP-4)	90907646000
MCP5 Panel Microphone, 12"	9002666500
MCP6 Panel Microphone, 20"	9002666600

Telex®

TELEX COMMUNICATIONS, INC. • 9600 Aldrich Avenue South
 Minneapolis, Minnesota 55420 USA

Telephone 612-884-4051, Fax 612-884-0043

WEST COAST OFFICE: 2550 Hollywood Way #207, Burbank, CA 91505 Telephone: 818-566-6700

EAST COAST OFFICE: 516-724-2411 MIDWEST OFFICE: 248-360-0430

UK OFFICE: 44-1-908-690-880

www.telex.com • e-mail: pro.sound@telex.com