

# Installation Guide



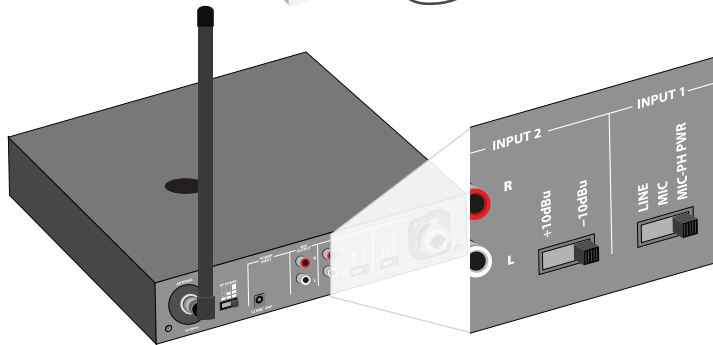
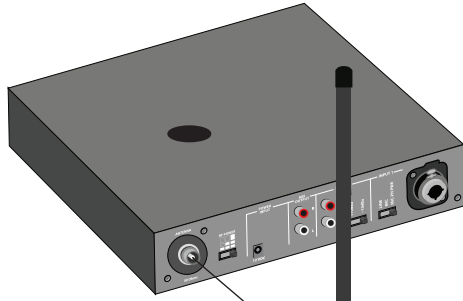
LP-3CV-072

**Don't miss a single sound.**

## LP-3CV-072 Package Contents

1 LT-803-072 Stationary 3-Channel FM Transmitter  
1 LA-207 12 VDC Power Supply and Line Cord  
1 LA-123 90° Helical Antenna (72 MHz)

4 LR-200-072 Standard 3-Channel FM Receiver  
4 LA-161 Single Ear Bud  
1 LA-304 Assistive Listening Notification Signage Kit



## Setting up the transmitter

1

**Plug antenna into back of the transmitter.**

2

**Plug audio source into back of the transmitter.**

The LT-803-072 accepts a balanced XLR or 1/4" (TRS), an unbalanced pair of RCA (phono) connectors or both.

3

**Set input switches to match input gain.**

Input 1 accepts either a line, mic, or mic with phantom power. Input 2 can be adjusted to match the audio level coming in (-10 dBu or + 10 dBu).

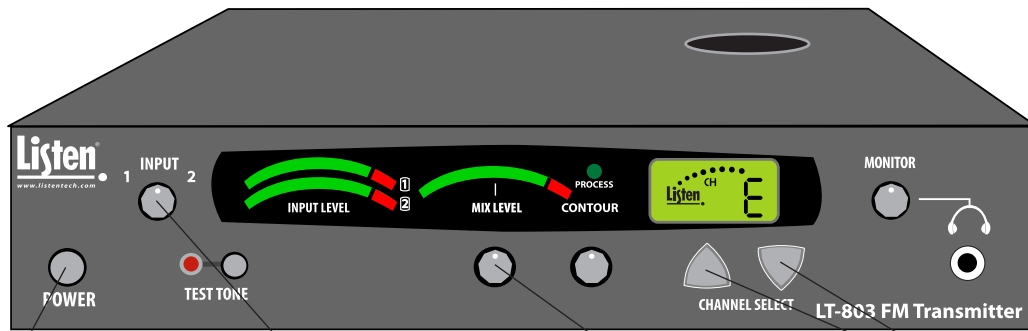
4

**Connect AC power to the unit.**

## Adjusting the transmitter

Don't miss a single sound.

**Listen**<sup>®</sup>  
www.listen.tech.com



**Frequencies**  
A= 72.1 MHz  
E= 72.9 MHz  
H= 75.9 MHz

5

Press power button to turn unit "ON".

6

Turn to adjust the audio level of input 1,2 or both.

7

Turn to adjust the "Mix Level".

8

Push the channel up/down buttons to select a channel for use. Press and hold channel up button for 3 seconds to lock on/off channel. Press and hold the down button for 10 seconds to activate program mode. To toggle process on and off while in program mode, press up.

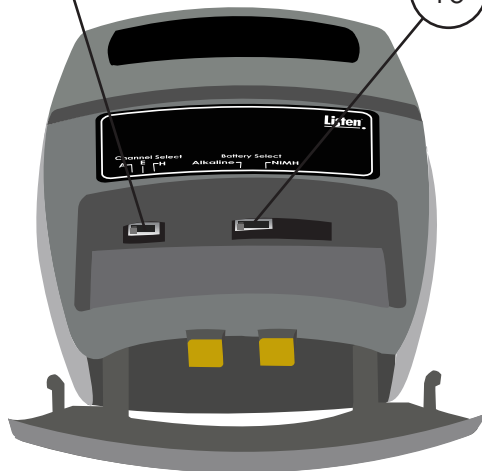
## Setting up the receivers

9

Set receiver channel switch. Transmitter and receiver must be on the same channel.

10

Insert Batteries. Requires two (2) Alkaline or NiMH batteries. Set battery select switch to appropriate battery type.

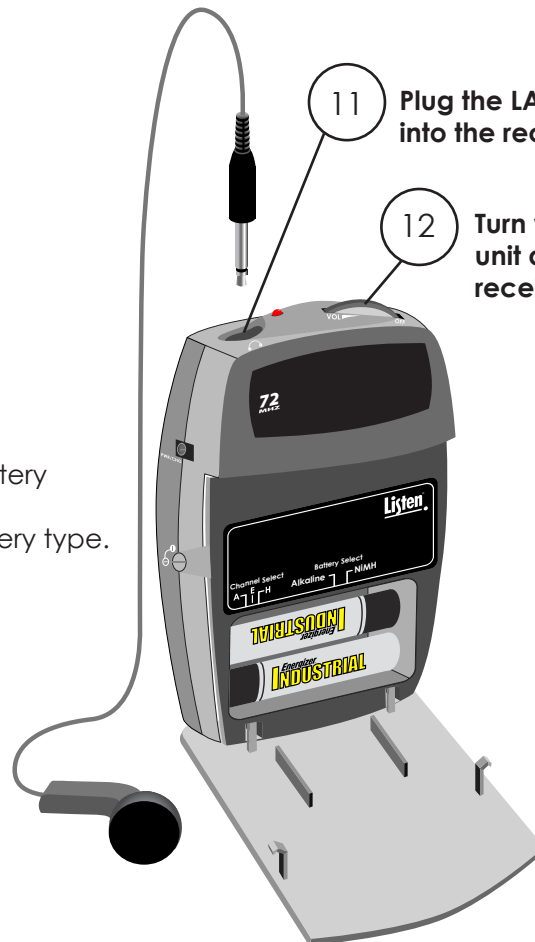


11

Plug the LA-161 earphone into the receiver jack.

12

Turn wheel to power unit and adjust receiver volume.





Listen Technologies Corporation  
14912 Heritagecrest Way  
Bluffdale, Utah 84065-4818, U.S.A.  
+1.801.233.8992  
+1.800.330.0891 North America  
+1.801.233.8995 fax

[www.listentech.com](http://www.listentech.com)