

PRO 88W

VHF WIRELESS LAVALIER MICROPHONE SYSTEM



Features and Controls

The Audio-Technica PRO 88W wireless microphone system is compact, lightweight and compatible with nearly all video camcorders. The PRO 88W operates in an authorized VHF band and has a useful range of up to 300 feet in line-of-sight applications.

Each PRO 88W system operates on two crystal-controlled, switch-selectable frequencies for clear, clean transmission. There are 4 pairs of frequencies available:

Freq. Code	"A" Channel	"B" Channel
T13	T1: 169.445 MHz	T3: 170.245 MHz
T24	T2: 169.505 MHz	T4: 170.305 MHz
T57	T5: 171.045 MHz	T7: 171.845 MHz
T68	T6: 171.105 MHz	T8: 171.905 MHz
TVHF	Ch. 7: 179.400 MHz	Ch. 8: 180.600 MHz

The Frequency Code appears on the back of each unit. Both transmitter and receiver must have the same Frequency Code, and both units must be set to either "A" or "B." TVHF frequencies are in television channel bands 7 and 8. Use whichever channel *does not* have an operating TV station in your area.

Note that two transmitters on the same frequency will not work with one receiver.

The PRO 88W is offered with a choice of cardioid or omnidirectional clip-on microphones. Each type offers distinct benefits: cardioid microphones reduce room noise and allow a greater working distance than omnidirectional microphones; omnidirectional microphones are less susceptible to wind and clothing noise and provide extended frequency response.

Cardioid PRO 88W System

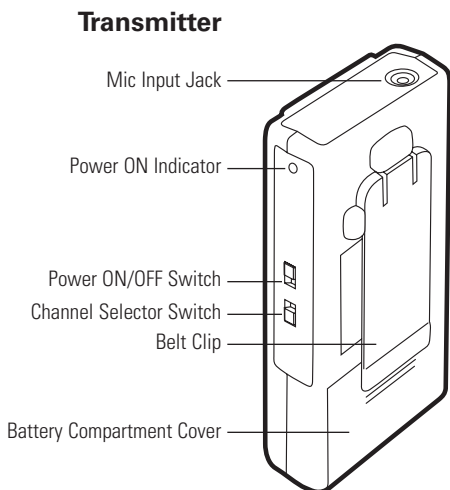
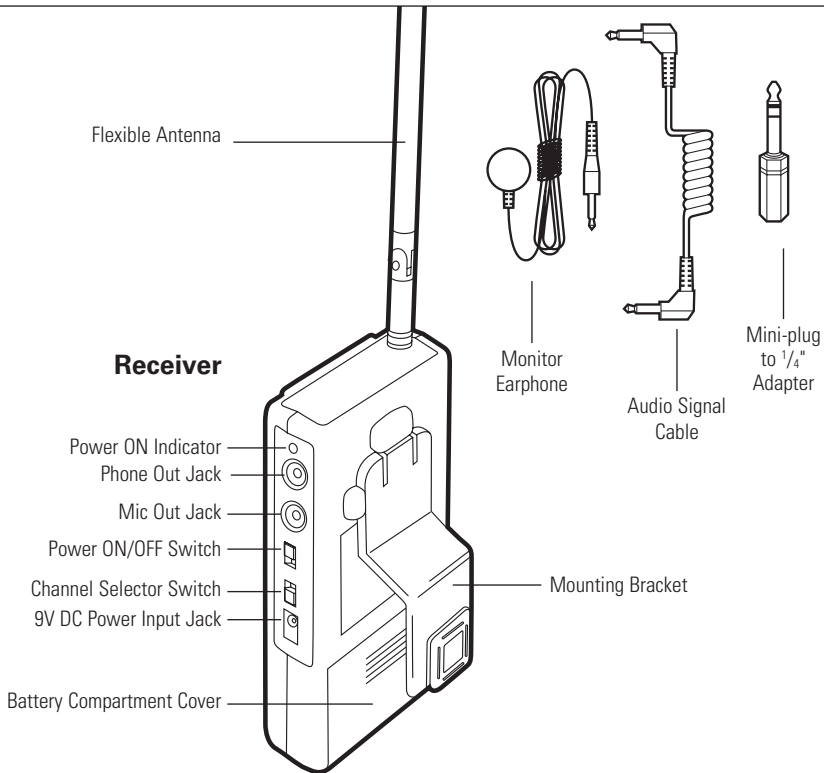
PRO 88W-829 includes AT829mW miniature cardioid clip-on microphone.

Omnidirectional PRO 88W Systems

PRO 88W-830 includes MT830mW subminiature omnidirectional clip-on microphone.

PRO 88W-R35 includes ATR3350mW miniature omnidirectional clip-on microphone.

Before use, make certain you understand the function and operation of the system.

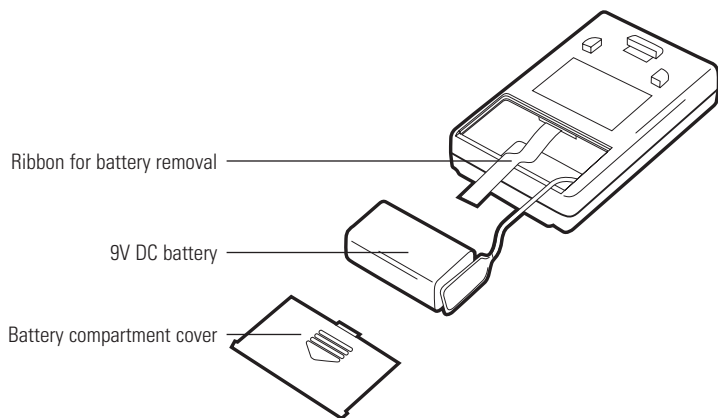


- Each PRO 88W system also includes an accessory microphone

Operation

Power Source

The transmitter and receiver are each operated by a 9V alkaline battery. Before use, install a battery as shown. Make certain the battery is fully seated in its compartment so the cover slides in place easily. Battery life with alkaline batteries is approximately 8 hours of operating time. The receiver also features an external jack for connecting a 9V DC power supply (not included).



Note: To avoid possible damage due to leakage, the batteries should be removed if the PRO88W will not be used for a long time.

Transmitter Operation

Each unit provides two selectable transmitting frequencies.

- 1) Switch the Channel Selector Switch to the desired channel (A or B).
- 2) The belt clip on the back of the unit clips the transmitter onto a belt, or the transmitter simply can be put into a pocket.
- 3) Plug the microphone into the Mic Input Jack.
- 4) The microphone can be clipped to a necktie or other clothing, using the supplied clothing clip.
- 5) Slide the power ON/OFF switch to the ON position (the LED indicator will light).

Receiver Operation

Each unit provides two selectable receiving frequencies.

- 1) Switch the Channel Selector Switch to the same channel as the one selected on the transmitter (A or B).
- 2) Attach the receiver to the video camcorder by inserting the mounting bracket foot into the camcorder's accessory shoe.
- 3) Connect the mini-plug audio signal cable from the Mic Out jack on the receiver to the external mic jack on the camcorder.
- 4) Attach the monitor earphone to the Phone Out jack on the receiver to listen to the signal.
- 5) Turn the Power ON/OFF switch to the ON position (the LED indicator will light).

Helpful Hints

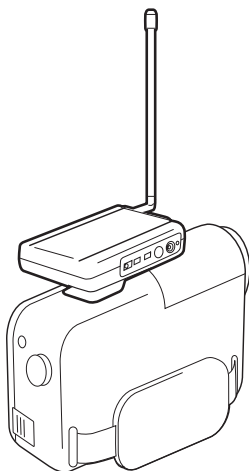
- If the selected channel is noisy, switch both the transmitter and receiver to the other channel.
- If there is a "dead spot" in a room (indicated by noise on the external earphone), try a slight change of position or try changing frequencies.
- Low ceiling fluorescent lighting, overhead telephone lines or close proximity to metal fences can all cause static. If this occurs, try a slight change of position and/or try changing frequencies.
- When the battery voltage drops below 6V, the LED indicator will go out. This means you need a new battery.
- Turn off the power whenever the units are not in use. Remove the batteries if the units will be out of service for a long time.

NOTE: There are no user-adjustable parts inside the transmitter or receiver. Do not attempt to open or make any adjustments.

Mounting

Belt Clip

A detachable belt clip is included for convenience. Slide the tapered end of the belt clip into the grooved area located on the back of the unit until it clicks into place.



PRO 88W receiver mounted to video camcorder accessory shoe or supplied Velcro tape

Mounting on a Camera

The receiver can be mounted to a video camcorder by means of the supplied mounting bracket. Insert the "head" end of the bracket into the grooved area on the back of the receiver and then insert the "foot" end to the mounting shoe of the video camcorder.

You can also attach the receiver to the camcorder by using the included Velcro® tape. Remove the belt clip from the back of the receiver. Without separating the two halves of the Velcro, remove the protective paper from the "hook" half of the Velcro and press the exposed adhesive side against the back of the receiver. (Do not place it over the Frequency Code on the nameplate, or the battery compartment cover.) Then, *without removing the protective paper from the other side*, hold the receiver-plus-Velcro against the camcorder to find a position with a sufficiently flat area that does not interfere with the camcorder viewfinder, controls or hinge points.

Once you are satisfied with the position, remove the remaining protective paper and press the "pile" half of the Velcro into place on the camcorder.

The double-sided adhesive foam provided is *only* for *permanent* mounting of the receiver.

PRO 88W Specifications

TRANSMITTER

Operating Frequencies	T13 (169.445 MHz & 170.245 MHz) T24 (169.505 MHz & 170.305 MHz) T57 (171.045 MHz & 171.845 MHz) T68 (171.105 MHz & 171.905 MHz) TVHF (179.400 MHz & 180.600 MHz)
Modulation	Frequency Modulation
Modulation Sensitivity	6 mV input for full deviation
Battery	9V alkaline (not included)
Current Consumption	50 mA
Battery Life	8 hours nominal
Dimensions	104.0 mm (4.09") H x 62.0 mm (2.44") W x 24.0 mm (0.94") D
Weight	80 g (2.8 oz) <i>without battery</i>

RECEIVER

Operating Frequencies	T13 (169.445 MHz & 170.245 MHz) T24 (169.505 MHz & 170.305 MHz) T57 (171.045 MHz & 171.845 MHz) T68 (171.105 MHz & 171.905 MHz) TVHF (179.400 MHz & 180.600 MHz)
Reception System	FM Superheterodyne
Reception Sensitivity	2 μ V for 30 dB S/N
Output Connector	3.5 mm (1/8") TRS
DC Input	9V DC (center-positive)
Battery	9V alkaline (not included)
Current Consumption	50 mA
Battery Life	8 hours nominal
Dimensions	104.0 mm (4.09") H x 62.0 mm (2.44") W x 24.0 mm (0.94") D
Weight	100 g (3.5 oz) <i>without battery</i>

This device complies with part 15 of the FCC Rules. Operation is subject to the condition that this device does not cause harmful interference.

A copy of the declaration of conformity can be found on the internet at www.audio-technica.com.

This device complies with INDUSTRY CANADA R.S.S. 210, en conformité avec IC: RSS-210/CNR210. Operation is subject to the following conditions: 1) This device may not cause harmful interference and 2) this device must accept any interference received, including interference which may cause undesired operation. Changes or modifications not expressly approved by Audio-Technica could void your authority to operate this equipment.

U.S. One-Year Limited End-User Warranty

Audio-Technica PRO 88W wireless systems purchased in the U.S.A. from an authorized Audio-Technica (A.T.U.S.) dealer are warranted for one year from date of purchase by A.T.U.S. to be free of defects in materials and workmanship. In event of a defect, End-User's exclusive remedy is at A.T.U.S.' election, the cost of repair, refund of the purchase price in the form of credit or cash, or replacement of the product. The product must be delivered to A.T.U.S. or an Authorized Service Center, pre-paid, together with the sales slip or other proof of purchase date. This warranty excludes defects due to normal wear, abuse, shipping damage, or failure to use product in accordance with instructions. This warranty is void in the event of unauthorized repair or modification, or removal or defacing of the product labeling.

For U.S. service return instructions and procedure please go to:

www.audio-technica.com/service

A.T.U.S.' warranty is to the End User only. Except for A.T.U.S.' said express warranty, A.T.U.S. MAKES NO WARRANTIES, EXPRESS OR IMPLIED, WITH RESPECT TO THE PRODUCTS. A.T.U.S. SPECIFICALLY MAKES NO WARRANTY OF MERCHANTABILITY OR FITNESS FOR A PARTICULAR PURPOSE.

Except to the extent precluded by applicable state law, A.T.U.S. IS NOT LIABLE FOR CONSEQUENTIAL, INCIDENTAL, DIRECT OR SPECIAL DAMAGES ARISING, DIRECTLY OR INDIRECTLY, IN RESPECT OF SUCH PRODUCTS OR USE OR FAILURE THEREOF, WHETHER BASED ON BREACH OF WARRANTY, NEGLIGENCE, STRICT LIABILITY, TORT OR OTHERWISE.

This warranty gives you specific legal rights, and you may have other rights which vary from state to state.

Outside the U.S.A., please contact your local dealer for warranty details.

To reduce the environmental impact of a multi-language printed document, product information is available online at www.audio-technica.com in a selection of languages.

Afin de réduire l'impact sur l'environnement de l'impression de plusieurs langues, les informations concernant les produits sont disponibles sur le site www.audio-technica.com dans une large sélection de langue.

Para reducir el impacto al medioambiente, y reducir la producción de documentos en varios leguajes, información de nuestros productos están disponibles en nuestra página del Internet: www.audio-technica.com.

Para reduzir o impacto ecológico de um documento impresso de várias linguas, a Audio-Technica providência as informações dos seus produtos em diversas linguas na www.audio-technica.com.

Per evitare l'impatto ambientale che la stampa di questo documento determinerebbe, le informazioni sui prodotti sono disponibili online in diverse lingue sul sito www.audio-technica.com.

Der Umwelt zuliebe finden Sie die Produktinformationen in deutscher Sprache und weiteren Sprachen auf unserer Homepage: www.audio-technica.com.

Om de gevolgen van een gedrukte meertalige handleiding op het milieu te verkleinen, is productinformatie in verschillende talen "on-line" beschikbaar op: www.audio-technica.com.

本公司基於減少對環境的影響，將不作多語言文件的印刷，有關產品訊息可在 www.audio-technica.com 的官方網頁上選擇所屬語言及瀏覽。

本公司基于减少对环境的影响，将不作多语言文档的印刷，有关产品信息可在 www.audio-technica.com 的官方网页上选择所属语言和浏览。

자원절약, 환경보호를 위해 곡문 사용 설명서는 인쇄하지 않았습니다.
제품정보는 www.audio-technica.com 에서 원하는 언어 선택 후에 다운로드 받으실 수 있습니다.



Audio-Technica U.S., Inc.

1221 Commerce Drive, Stow, Ohio 44224

Tel: 330/686-2600

www.audio-technica.com

P52446 ©2013 Audio-Technica U.S., Inc. Printed in Taiwan