







BRIGHT MULTIMEDIA PROJECTION W416



HIGH RESOLUTION WXGA PRESENTATIONS



-  **4500 lumens and 20000:1 contrast ratio produces a sharp luminous image**
-  **Advanced Optical Lens features a 1.6x ZOOM and Vertical Lens Shift**
-  **Extensive array of connectivity options featuring dual HDMI and dual audio-in**
-  **sRGB color profile enables vibrant and highly accurate colors via REC.709b HDTV spec**
-  **Compensate for loss of brightness with Wall Color Adjustment**
-  **Hide jagged and soft edges with Edge Mask**



The Optoma W416 is the ideal WXGA projector for corporate, house of worship, and higher education usage. The W416 is loaded with a host of advanced features including 4500 lumens, advanced optical lens, 1280x800 resolution, a massive 1.6x Zoom, sRGB support, and 20000:1 contrast ratio. Whether you are delivering quarterly earnings, a sales presentation or a daily science lesson, the W416 will wow audiences with an incredibly bright image, deep blacks, vivid, and brilliant colors.

Its sRGB color profile enables rich, accurate color based on the primaries of REC.709b HDTV specification when used with a PC, Mac, or any sRGB-compatible source. Wall Color Adjustment is designed to compensate for the loss of brightness when projecting on non-white projection surfaces in various environments. This feature is extremely useful in classrooms, conference rooms, training rooms or anywhere where the presenter is using a colored wall, blackboard, chalkboard, or whiteboard for the projection surface.

The W416 features a new cutting edge optical lens, 1.6x Zoom, and Vertical Lens Shift for easy installations. Edge Mask eliminates soft and jagged edges on the border of projected images to produce a smooth, consistent image. The carrying bag included with purchase makes the W416 perfect for meetings in the field, presentations in the conference room or trainings in the classroom.

CONNECTIVITY (May require optional accessories)



Computers



Smart Phones



Tablets




3D Blu-ray/DVD Players



Camcorders



Apple TV®



Chromecast™

BRIGHT MULTIMEDIA PROJECTION - W416

OPTICAL/TECHNICAL SPECIFICATIONS


Display Technology	Single 0.65" DC3 DMD DLP®Technology by Texas Instruments™
Color Wheel	6 Segment RYGCWB
Native Resolution	1280x800 WXGA
Maximum Resolution	1920x1200 WUXGA
Brightness	4500 Lumens
Contrast Ratio	20000:1
Displayable Colors	1.07 Billion
Lamp Life and Type*	6500/5000/5000/3000 – ECO+/Dynamic/ECO/Bright
Projection Method	Front, rear, ceiling mount, table top
Keystone Correction	±40° Vertical
Vertical Lens Shift	12.4%
Uniformity	75%
Offset	115%±5%
Aspect Ratio	16:10 (Native), 4:3, 16:9 , Native, Auto
Throw Ratio	1.47 - 2.35
Projection Distance	4.26'– 31.5' (1.3m - 9.6m)
Image Size	25.66" - 303.2"
Projection Lens	F=2.5~ 3.26, f=20.91 ~ 32.62 mm manual focus
Optical Zoom	1.6x
Digital Zoom	0.8 - 2.0
Audio	10W Mono Speaker
Noise Level	29dB
Remote Control	Full Function Remote with Laser Pointer
Operating Temperature	41–104°F (5–40°C), 85% max humidity
Power Supply	AC input 100–240V, 50–60Hz, auto-switching
Power Consumption	321W Typical (Bright mode), 353W Max (Bright mode), 257W Typical (Eco mode), 283W Max (Eco mode)
High Altitude	Operating Temp @ Sea Level to 10000 feet = 23C (max); must manually switch to high altitude mode @ 5000 feet & above (using OSD)

COMPATIBILITY SPECIFICATIONS

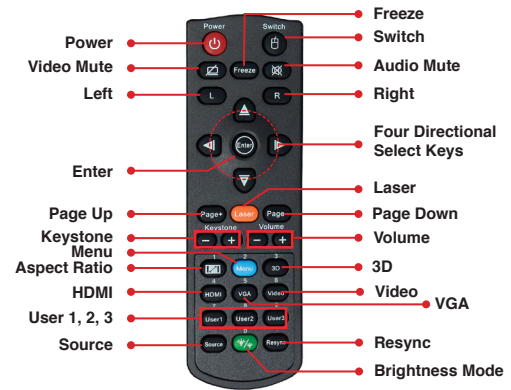
Computer Compatibility	WXGA, WUXGA, UWXGA, WWXGA, SWXGA+, SWXGA, WXGA, SVGA, VGA resized, VESA, PC and Mac
Video Compatibility	NTSC, PAL, SECAM, SDTV (480i), EDTV (480p), HDTV (720p, 1080i/p)
3D Compatibility [†]	Supports all HDMI 1.4a mandatory 3D formats (Frame pack, side-by-side, top-bottom) and up converts frame rate from 60Hz to 120Hz or 24Hz to 144Hz (i.e. 60 or 72 frames per eye). 3D glasses are needed and are sold separately. Refer to user manual for details.
Vertical Scan Rate	24–85Hz, 120Hz
Horizontal Scan Rate	15.375–91.146KHz
User Controls	Complete on-screen menu adjustment in 26 languages
I/O Connection Ports	2x HDMI 1.4v with MHL, VGA-In, VGA-Out, Composite Video, 2xAudio-In (3.5mm), Audio-Out (3.5mm), RJ-45, USB Power, USB-B Mini (service), RS232C
Loop Through (Audio)	Yes

PHYSICAL SPECIFICATIONS

Security	Kensington® lock, security bar and keypad lock
Weight	6.75 lbs.
Dimensions (W x H x D)	12.36" x 4.48" x 8.81"



- 1. USB (Power)
- 2. Video
- 3. Audio-In 2
- 4. Audio Out
- 5. VGA-Out
- 6. RJ-45
- 7. Audio-In 1
- 8. VGA-In/YpPr
- 9. RS-232
- 10. HDMI 1/ MHL
- 11. Mouse Service
- 12. HDMI 2



Warranty

3-Year Optoma Express Service, 1-Year on Lamp

What's in the Box (Standard Accessories)

W416 projector, AC power cord, VGA to VGA cable, remote control, carrying case, batteries for remote, multilingual CD-ROM user's manual, quick start card, and warranty card

Optional Accessories

Universal ceiling mount, DLP®Link™ 3D glasses, Wireless HDMI system, Lamp, Remote, Wireless Streaming Stick

Accessory Part Numbers

Lamp: BL-FU260C
 DLP® Link™ 3D glasses: ZD302
 Universal ceiling mount: OCM818W-RU
 Universal ceiling mount: BM-5001U
 Universal ceiling mount (with extensional pole): OCM815W
 Wireless Streaming Stick: HDCastPro-Black
 Remote: BR5053C
 Wireless HDMI system: WHD200

UPC 796435 44 001 5

*Lamp life is dependent on many factors, including lamp mode, display mode, usage, environmental conditions and more. Lamp brightness can decrease over time.

†3D content can be viewed with either RF or DLP Link active shutter glasses when projector is used with a compatible 3D player. RF 3D glasses require the use of the RF 3D emitter. Please visit www.OptomaUSA.com for more information

www.OptomaUSA.com



Copyright © 2016 Optoma Technology, Inc. DLP® and the DLP logo are registered trademarks of Texas Instruments™. All other trademarks are the property of their respective owners. All specifications subject to change at any time. 04122018