



Included Components

1. JIB/BT4R x1 (x2 in dual system)
2. Micro USB Charging Cable x1 (x2 in dual system)
3. Quick Start Guide x1



Single Receiver Operation



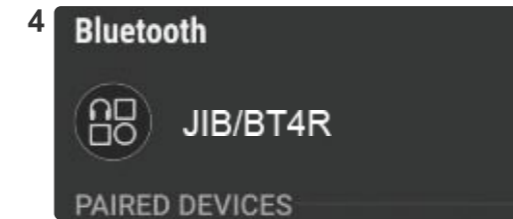
On your Bluetooth® device, turn the Bluetooth® feature on.



Flip the "POWER" switch on JIB/BT4R receiver to power on and begin pairing.



The "Pair" LED will alternate flashing between blue and red when ready to pair.



In your Bluetooth® enabled device, scan for devices and locate the JIB/BT4R. Tap it to connect to the receiver.



When pairing is successful, the "PAIR" LED will remain blue.

Dual Receiver Operation



To use two receivers as a Stereo-Link pair, first repeat steps 1-5 to pair your Bluetooth® enabled device to the first receiver. Turn on the second receiver.



Press and release the "STEREO-LINK" button on both receivers at the same time.



The "Pair" LED will alternate flashing between blue and red when ready to link.




When linking is successful, the "PAIR" LED will slowly flash only blue. When playing audio, the LED will remain a solid blue.

Note:
To disconnect the Stereo Link, press and hold the "STEREO-LINK" button on either one receiver. The disconnected receiver will be the secondary that did not first pair with the Bluetooth® device. The disconnected receiver's "Pair" LED will alternate flashing between blue and red.

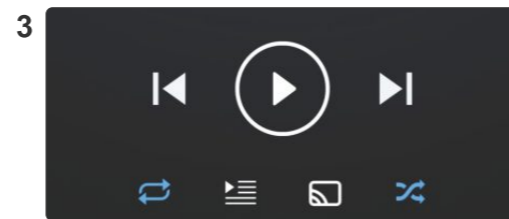
Setup



Plug receiver into an active speaker, amp, or mixer.



When plugged into Mic level input, a pad switch can be flipped for appropriate sensitivities.



Play your music from your Bluetooth® enabled device.

Note:
It is recommended to adjust the volume of devices in the following order:

1. Adjust the Bluetooth® enabled device volume higher.
2. If using a mixer, first adjust the input channel levels and then its main output level.
3. The active Speaker/Amp should be the last volume adjustment.



To charge the receiver, plug the Micro USB Charger into the charging input. The receiver can remain plugged in for more long-term use.





Quick Start Guide

FAQ

1. Q. Can someone steal my Bluetooth® connection?

A. No, once the JIB/BT4R is paired with a Bluetooth® enabled device, other devices can not pair with it.

2. Q. Is there a chance of interference with Bluetooth®?

A. There is always a chance of interference with any Bluetooth® connection. Bluetooth® is in the same frequency band as many cell phones and WiFi routers. These have higher outputs than Bluetooth® and can cause interference.

3. Q. How far does the wireless connection reach?

A. This JIB/BT4R has a range up to about 32.8 feet (10 meters), under ideal conditions.

4. Q. If I turn the JIB/BT4R off, will I have to reconnect my Bluetooth® device?

A. No, the JIB/BT4R remembers the last device it is paired with and will automatically reconnect.

5. Q. Can I pause the music from my Bluetooth® device using the JIB/BT4R?

A. No, you must pause the music on your Bluetooth® enabled device.



BE HEARD™

Other Helpful Sources

JIB/BT4R
Product Page



JIB/BT4R
Manual



(PDF Download)

JIB/BT4R
Cutsheet



(PDF Download)

JIB/BT4R
How To Video



Specifications subject to change without notice.