

# MTC-TB6/8

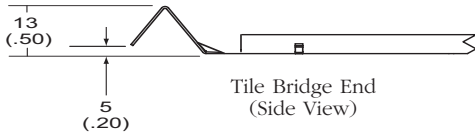
## Tile Bridge for Control 200 and Control 300 Series

### Professional Series

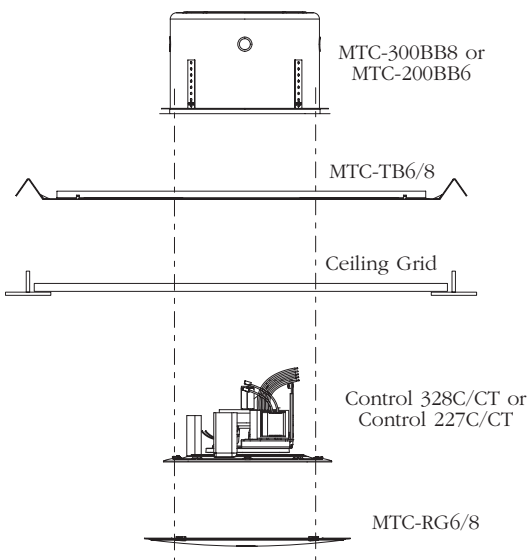
### Key Features:

- ▶ Robust 18-gauge steel construction with an epoxy based powdercoat finish.
- ▶ Over-The-Grid design reduces sound transmission to ceiling grid thereby minimizing rattle.
- ▶ 310 mm (12.2 inch) opening accommodating both Control 328C/CT and Control 227C/CT models.
- ▶ Fits 610 mm (24 inch) and 600 mm (23.6 inch) tile grids.

### Dimensions:



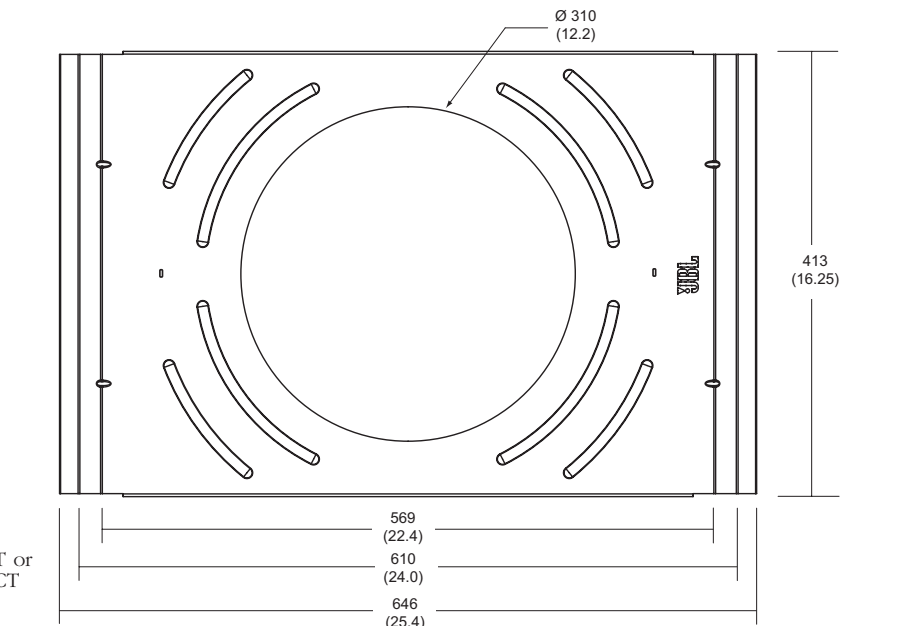
### Assembly:



### Specifications:

Loudspeaker Opening:	310 mm (12.2 in) diameter opening
Dimensions (Length):	646 mm (25.4 in) total
(Width):	413 mm (16.25 in)
Fits:	MTC-200BB6 & MTC-300BB8 back cans
Net Weight:	2.1 kg (4.5 lb)
Shipping Weight:	3.0 kg (6.5 lb)

JBL continually engages in research related to product improvement. Changes introduced into existing products without notice are an expression of that philosophy.



Dimensions in inches (mm)