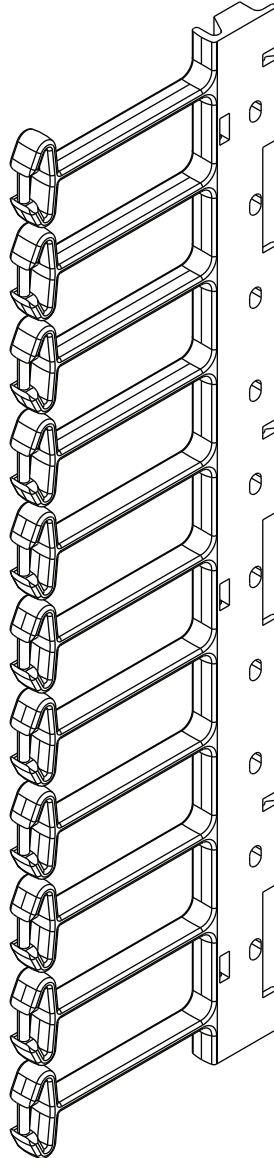


# INSTRUCTION SHEET

## SR SERIES

### VERTICAL PLASTIC FINGERS OPTION



#### THANK YOU

Thank you for purchasing the SR series vertical plastic fingers option. Please read these instructions thoroughly before installing or assembling this product.

## IMPORTANT SAFETY INSTRUCTIONS

- Read these instructions.
- Heed all warnings.
- Clean only with dry cloth.
- Keep these instructions.
- Follow all instructions.
- Only use attachments/accessories specified by the manufacturer.



**WARNING:** A warning alerts you to a situation that could result in serious personal injury or death.



**WARNING:** Middle Atlantic Products, Inc. electrical systems conform to and should be properly grounded in compliance with requirements of the current National Electrical Code or codes administered by local authorities. All electrical products may present a possible shock or fire hazard if improperly installed or used. Middle Atlantic Products, Inc. electrical products may bear the mark of a Nationally Recognized Testing Laboratory (NRTL) and should be installed in conformance with current local and/or the National Electrical Code.



**WARNING:** Failure to read, understand and follow the following information can result in serious personal injury, damage to the equipment or voiding of the warranty. It is the responsibility of the Installer/User to ensure that this product is loaded according to specifications.

## INSTRUCTIONS IMPORTANTES SUR LA SÉCURITÉ

- Lire ces instructions.
- Respectez tous les avertissements.
- Nettoyer uniquement avec un chiffon sec.
- Conservez ces instructions.
- Suivez toutes les instructions.
- N'utilisez que des accessoires spécifiés par le fabricant.



**AVERTISSEMENT:** Un avertissement vous avertit d'une situation pouvant entraîner des blessures graves ou la mort.

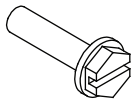


**AVERTISSEMENT:** Middle Atlantic Products, Inc. électrique systèmes conformes à devraient être mis à la terre dans conformité avec les exigences de la National actuelle ou comme les codes électrique administré par les autorités locales autorités. Tous les produits électriques peuvent présenter un choc ou un incendie danger si elle est mal installé ou utilisé. Middle Atlantic Products, Inc. produits électriques peuvent porter la marque d'un Nationally Recognized Testing Laboratory (NRTL) et doit être installé en conformité avec courant local et/ou le National Electrical Code.

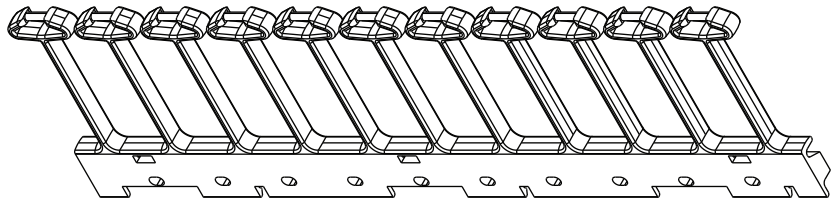


**AVERTISSEMENT:** Refus de lire, comprendre et suivre la renseignements suivants peut traduire par de graves blessures, des dommages à l'équipement ou invalider la garantie. Il est la responsabilité de l'installateur / utilisateur de s'assurer que ce produit est chargé conformément aux spécifications.

## SUPPLIED COMPONENTS AND HARDWARE



(16x) Hex Head  
Slotted Screw  
A



Vertical Plastic Finger Set  
**NOTE:** Number of finger sets depends on enclosure height.  
B

**NOTE:** Additional hardware is included that may not be required for your installation.

## REQUIRED TOOLS

- 5/16" Wrench or Socket  
OR
- Flathead Screwdriver



**WARNING:** Use tools with caution and follow all necessary safety protocols.

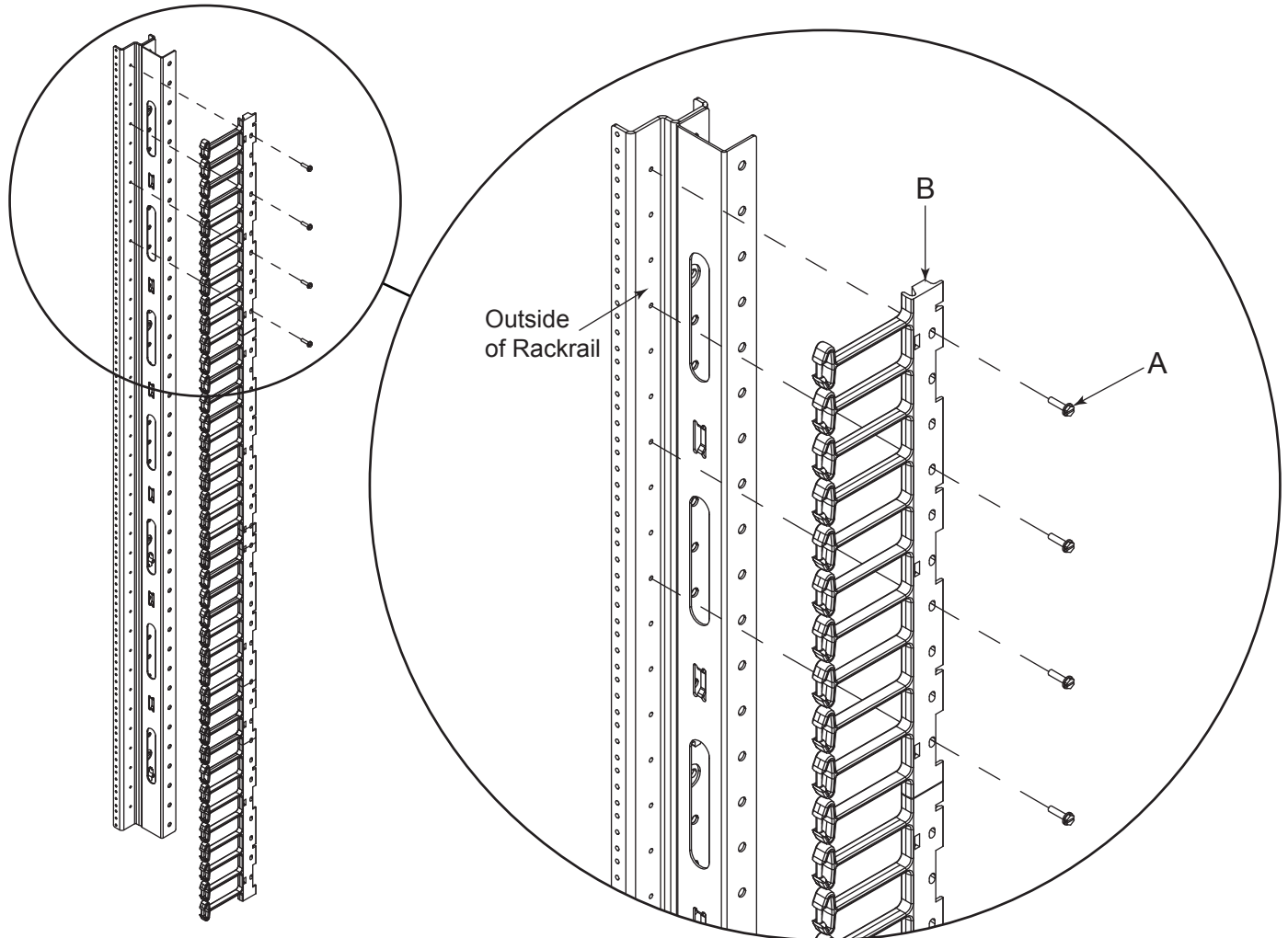
**AVERTISSEMENT:** Utiliser des outils avec prudence et suivre tous les protocoles de sécurité nécessaires.

## INTRODUCTION

**NOTE:** The rear rackrail option must not be installed in the SR enclosure when assembling the vertical plastic fingers. For more information, refer to the Rear Rackrail Option instruction sheet (I-00865).

## INSTALLATION

1. Use wrench or flathead screwdriver with (4x) screws (A) through a finger set (B) and into outside of the rackrail as shown. **(FIGURE A)**



**FIGURE A**

2. Repeat the process using all the finger sets (B) and screws (A) until all pieces are used.
3. Tighten all screws.

## WARRANTY

For warranty information, refer to <http://www.middleatlantic.com/company/about-us.aspx#warranty>

### Corporate Headquarters

Corporate Voice: 973-839-1011 - Fax: 973-839-1976 / International Voice: +1 973-839-8821 -  
Fax: +1 973-839-4982  
[www.middleatlantic.com](http://www.middleatlantic.com) - [info@middleatlantic.com](mailto:info@middleatlantic.com)

### Middle Atlantic Canada

Voice: 613-836-2501 - Fax: 613-836-2690 / [ca.middleatlantic.com](http://ca.middleatlantic.com) -  
[customerservicecanada@middleatlantic.ca](mailto:customerservicecanada@middleatlantic.ca)

### Factory Distribution

USA: NJ - CA - IL Canada: ON - BC

**At Middle Atlantic Products we are always listening. Your comments are welcome.**

**Middle Atlantic Products is an ISO 9001 and ISO 14001 Registered Company.**



**Middle Atlantic Products**

what great systems are built on™

[middleatlantic.com](http://middleatlantic.com) ■ 800.266.7225