

INSTRUCTION SHEET  
**PDT SERIES**  
HARD-WIRED POWER STRIP



**THANK YOU**

Thank you for purchasing the PDT Series Power Strip. Please read these instructions thoroughly before installing this product.

**PRODUCT FEATURES**

- Field configurable to operate as single or dual circuit
- Field configurable for isolated (technical) ground or non-isolated ground
- Available with 20A or 15A receptacles
- Both 20A and 15A models are prewired with 12AWG wire so both versions can be attached to a 20A branch circuit
- Small size uses a minimum amount of space within an enclosure
- Supplemental Bonding Point
- Corded models also available

## **IMPORTANT SAFETY INSTRUCTIONS**

- Read these instructions
- Keep these instructions
- Heed all warnings
- Follow all instructions
- Do not use this apparatus near water
- Clean only with dry cloth
- Only use attachments/accessories specified by the manufacturer








### **DANGEROUS VOLTAGE**

The lightning flash with the arrowhead symbol, within an equilateral triangle is intended to alert the user to the presence of uninsulated dangerous voltage within the product's enclosure that may be of sufficient magnitude to constitute a risk of electric shock to persons

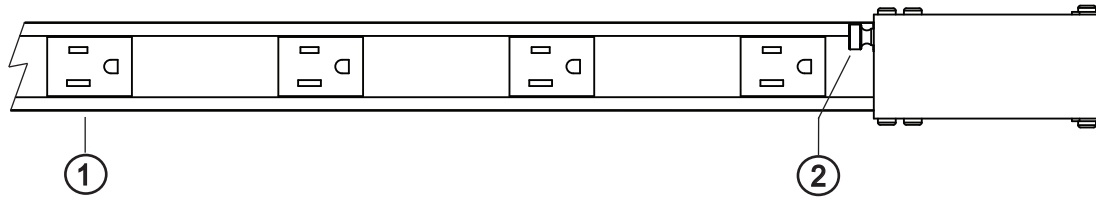


### **ATTENTION**

The exclamation point within an equilateral triangle is intended to alert the user to the presence of important operating and maintenance (servicing) instructions in the literature accompanying the appliance

-  - **WARNING: THIS EQUIPMENT MUST BE INSTALLED BY QUALIFIED PERSONNEL (LICENSED ELECTRICIAN) AND MUST MEET ALL APPLICABLE CODES**
-  - **WARNING: TO REDUCE THE RISK OF AN ELECTRIC SHOCK, DO NOT EXPOSE TO WATER, RAIN OR MOISTURE**
-  - **WARNING: THIS APPARATUS SHALL NOT BE EXPOSED TO DRIPPING OR SPLASHING**
-  - **CAUTION: NO USER SERVICEABLE PARTS**
-  - **CAUTION: DO NOT RUN CORD UNDER CARPETING. DO NOT COVER CORD WITH THROW RUGS, RUNNERS OR SIMILAR COVERINGS. ARRANGE CORD AWAY FROM TRAFFIC AREA AND WHERE IT WILL NOT BE TRIPPED OVER**

## FEATURES/FUNCTIONS

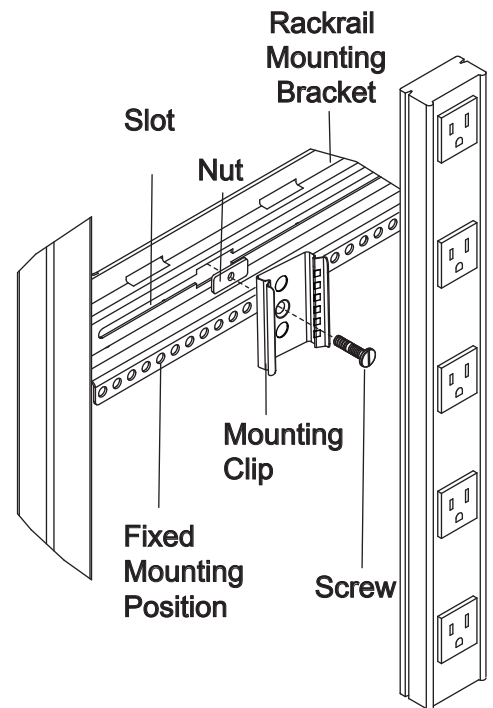


- ① NEMA 5-15R or 5-20R receptacles. The number and type of receptacles vary by model.
- ② Supplemental Bonding Point. Supplemental Bonding of this unit to the metal rack/enclosure helps ensure optimum performance of your electronic system.

---

## INSTALLATION IN AN ENCLOSURE

1. Install the mounting clips through the slot or fixed position holes in a Middle Atlantic Product enclosure as shown.
2. Insert the power strip by gently tapping with the palm of your hand.



## FIELD CONFIGURATION

### GROUNDING

#### **NON-ISOLATED GROUND RECEPTACLES:**

The green wire extending from the outlets into the J-box is to be connected to the J-box grounding stud along with the ground wire from the incoming branch circuit. (Ground jumper on stud provided for ease of connections). If there is no ground conductor contained in the incoming branch circuit, a metallic conduit connection will act as the equipment grounding conductor. Although this metallic conduit grounding method is allowed by the National Electrical Code, this is not recommended for audio/video applications which should have an insulated grounding conductor run with the branch outlet circuit conductors.

#### **ISOLATED GROUND RECEPTACLES:**

The green wire extending from the outlets into the J-box must be disconnected from the J-box grounding stud. This wire is to be connected to an "isolated" (insulated) ground wire coming from the isolated ground branch circuit. This isolated ground wire will only be connected to the ground prongs in the receptacles. The power strip chassis must be connected to a separate ground wire, connected to the internal J-box grounding stud, or this chassis ground may be provided by a metallic conduit connection. Isolated ground stickers are provided. These stickers are to be applied adjacent to each receptacle to identify that the power strip has been wired using the isolated ground method. Although this metallic conduit grounding method is allowed by the National Electrical Code, this is not recommended for audio/video applications which should have an insulated grounding conductor run with the branch outlet circuit conductors.

### CIRCUIT ARRANGEMENT

#### **DUAL/SINGLE CIRCUIT OPERATION:**

For single circuit operation, connect the red and black wires together (line) and connect the gray and white wires together (neutral).

For dual circuit operation, the black and white wires are circuit 1 (dark orange outlets). The red and gray wires are circuit 2 (light orange outlets).

---

### **WARRANTY**

Middle Atlantic Products, Inc. (the "Company") warrants the PDT Series Power Strip to be free from defects in material or workmanship under normal use and conditions for a period of (3) three years from the date of shipment by the company.

The Company's entire liability to the purchaser, and the purchaser's (or any other party's) sole and exclusive remedy, under this warranty shall be limited, at the Company's option, to either (a) return of and refund of the price paid for, or (b) repair or replacement at the Company's factory of the products purchased, or any part or parts thereof, which the Company has determined to be defective after inspection thereof at the Company's factory. This warranty does not cover damage due to acts of God, accident, misuse, abuse or negligence by parties other than the Company, or any modification or alteration of the products. In addition, this warranty does not cover damage due to improper handling, assembly, installation or maintenance.

THIS WARRANTY IS IN LIEU OF ALL OTHER WARRANTIES OF ANY KIND, EITHER EXPRESSED OR IMPLIED, INCLUDING, BUT NOT LIMITED TO, IMPLIED WARRANTIES OF MERCHANTABILITY AND FITNESS FOR A PARTICULAR PURPOSE.

TO THE MAXIMUM EXTENT PERMITTED BY APPLICABLE LAW, IN NO EVENT SHALL THE COMPANY BE LIABLE FOR ANY SPECIAL, INCIDENTAL, INDIRECT, OR CONSEQUENTIAL DAMAGES WHATSOEVER (INCLUDING, WITHOUT LIMITATION, DAMAGES FOR LOSS OF BUSINESS PROFITS, BUSINESS INTERRUPTION OR ANY OTHER PECUNIARY LOSS) ARISING OUT OF THE USE OF THE PRODUCTS PURCHASED, EVEN IF THE COMPANY HAS BEEN ADVISED OF THE POSSIBILITY OF SUCH DAMAGES. THE COMPANY'S LIABILITY TO THE PURCHASER (OR ANY OTHER PARTY) HEREUNDER, IF ANY, SHALL IN NO EVENT EXCEED THE PURCHASE PRICE OF THE PRODUCTS PAID TO THE COMPANY.

#### **Corporate Headquarters**

Corporate Voice 973-839-1011 - Fax 973-839-1976 / International Voice +1 973-839-8821 - Fax +1 973-839-4982  
middleatlantic.com - info@middleatlantic.com

#### **Middle Atlantic Canada**

Voice 613-836-2501 - Fax 613-836-2690 / middleatlantic.ca - contactcanada@middleatlantic.com

#### **Factory Distribution**

USA: NJ - CA - IL Canada: ON - BC

**At Middle Atlantic Products we are always listening. Your comments are welcome.**