

NEW

CONTROL[®] 1 PRO

JBL

PROFESSIONAL



**Recording
A/V Production
Broadcast
Commercial Sound**

OVERVIEW

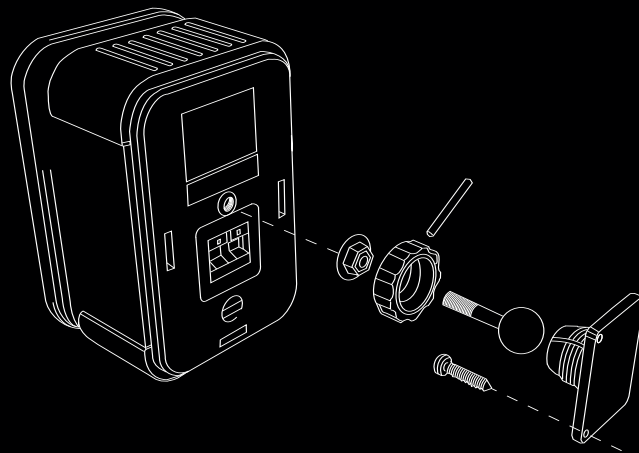
Representing the next-generation in professional high-performance, compact loudspeakers, the Control[®] 1 Pro builds on its proud heritage while incorporating the latest innovations in JBL Professional loudspeaker systems design. The new and improved Control 1 Pro now includes wall-mount brackets and has been re-engineered to offer a smoother frequency response and more even coverage - making it ideal for a variety of near-field applications.

APPLICATIONS

A powerful and highly-consistent performer, the Control 1 Pro is a cost-effective audio production tool that is at home in broadcast, professional and personal recording studios. Moreover, the Control 1 Pro's compact size is perfect for commercial audio settings providing top-quality sound while maintaining a discreet appearance.

MOUNTING

Mounting the Control 1 Pro has never been easier with the included Wall Mount Bracket. Install the Control 1 Pro against a wall or simply use it as a bookshelf speaker. After securing the bracket plate to a sturdy surface and the metal rod/ball assembly to the back of the Control 1 Pro cabinet, simply snap the ball into the plate's receiving cup and tighten, then close molded nut. It's that simple.



Mounting Bracket Included

DETAILS

Legendary JBL Professional performance housed in a compact form-factor; the Control 1 Pro features a professional crossover network coupled with professional drivers making it ideal for even the most demanding near-field audio applications. The Control 1 Pro's updated crossover network design provides steeper crossover slopes for exceptional sonic performance and improved consistency throughout the listening area. The included wall-mount bracket enables the unit to be secured against a wall or other flat surface. Moreover, the rugged molded enclosure houses magnetically shielded transducers, making the Control 1 Pro well-suited for use with video and computer monitors, or other magnetically sensitive equipment.

SPECIFICATIONS

SYSTEM

- Frequency Range (-10 dB): 80 Hz - 20 kHz
- Frequency Response (+/- 3 dB): 100 Hz - 18 kHz
- Power Capacity: 150 W
- Sensitivity: 87 dB SPL, 1 W 1 m (3.3 ft)
- Maximum SPL: 108 dB continuous, 114 dB peak
- Directivity Factor (Q): 6.0
- Directivity Index (DI): 7.8 dB
- Nominal Impedance: 4 ohms
- Crossover Frequency: 4.2 kHz
- Overload Protection: Full-range SonicGuard™ power limiting to protect network and transducers.

TRANSDUCERS

- LF Driver: 135 mm (5.25 in) low frequency loudspeaker
- HF Driver: 19 mm (.75 in) polycarbonate dome tweeter

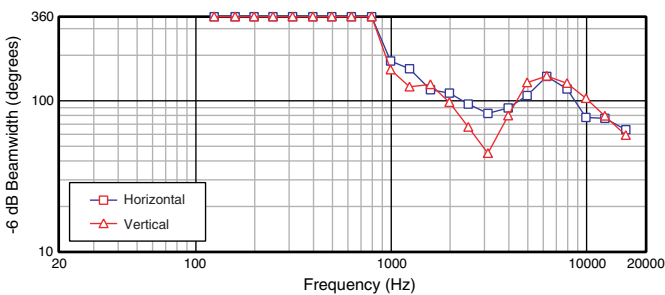
ENCLOSURE

- Enclosure Material: Polypropylene Structural Foam
- Finish: Black (C1Pro) or White (C1Pro-WH)
- Input Connectors: Spring-loaded terminals
- Dimensions: 235 mm x 159 mm x 143 mm (9.3 in x 6.3 in x 5.6 in)
- Net Weight (each): 1.8 kg (4 lb)
- Shipping Weight (pair): 4.6 kg (10 lb)

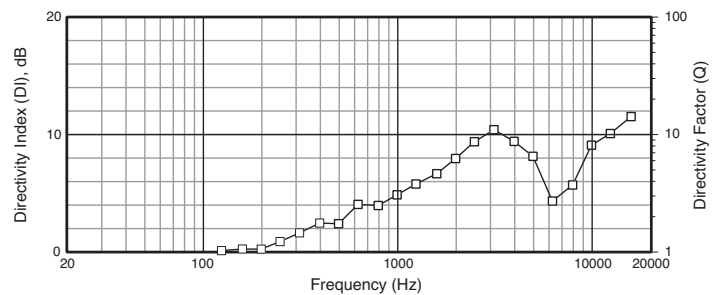
ACCESSORIES

- Mounting Bracket Included
- MTC-1A ultra-duty mounting bracket (optional)
- MTC-8 heavy-duty mounting bracket (optional)

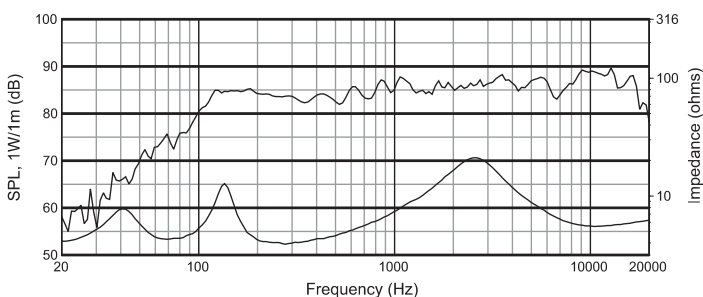
BEAMWIDTH



DIRECTIVITY INDEX



FREQUENCY RESPONSE



HORIZONTAL OFF-AXIS FREQUENCY RESPONSE

