

Individuals with cardiac pacemakers and other similar medical devices should consult with their physician before using any RF devices. Though the output level of this wireless system is below 50 milliwatts, the proximity of the transmitter to the implant device could pose a threat.

As with any wireless product, environmental conditions can reduce or in some cases prohibit a successful connection between the transmitter and the receiver.

Most users of CAD Audio wireless products in the United States do not need a license for operation. However, the rules for unlicensed operation state that this device must not operate in excess of 50 milliwatts and it must not cause harmful interference to other wireless devices. Wireless products meeting CAD factory standards adhere to these rules. The FCC reserves the right to change these rules at any time.

For more information contact the FCC at 1-888-CALL-FCC (TTY: 1-888-TELL-FCC) or visit the FCC's wireless microphone website at:

www.fcc.gov/cgb/wirelessmicrophones

Two-Year Limited Warranty

For warranty issues visit cadaudio.com and visit the support page



www.cadaudio.com

Distributed Worldwide by American Music and Sound
925 Broadbeck Drive, Suite 220
Newbury Park, CA 91320 U.S.A.
Tel: (800) 431-2609 Fax: (800) 431-3129

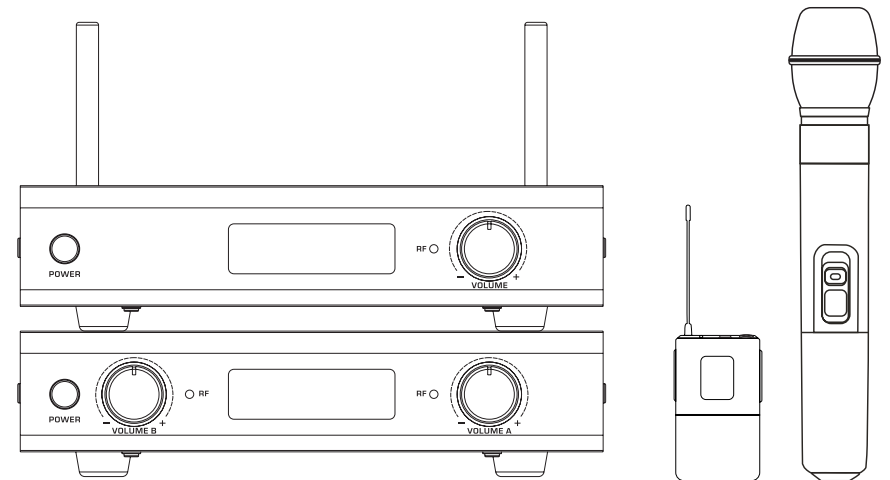
©2018 CAD Audio Part No. 62275-63-00 Apr2018



GXLD GXLD2

Digital Single and Dual Wireless Microphone Systems

Manual and Quick Start-up Guide



GXLD GXLD2

Digital Single and Dual Wireless Microphone Systems

Introduction

Please enjoy the easy and exciting performance that the GXL™ Digital Wireless Series provides for your next performance. CAD Audio has been creating valued product since 1931 and prides itself on developing and supporting the live performer. Our design criterion was straightforward. Develop a high value wireless microphone system that can cope with today's challenging RF environment that is both easy to use and exciting to operate.

The GXLD/GXLD2 Wireless includes the following features:

- Each channel has an RF indicator light that indicates the presence of connectivity.
- Digital High Definition Audio
- Advanced dipole antenna technology for increased operating range.
- Multiple output options on the receiver for maximum performance and flexibility of use.
 - Professional balanced XLRM-type discrete output
 - ¼ inch unbalanced output for easy connection to unbalanced ¼ inch input.
- Handheld transmitters feature the CADLive™ D38 capsule
- Handheld transmitter outfitted with on/off and mute function for flexibility of use.
- Bodypack transmitter outfitted with on/off, mute function for flexibility of use.
- Handheld transmitter features battery life indicator.
- Battery life of >10hrs.
- All Bodypack systems ship with WXGTR guitar cable and WXHW condenser headworn mic included.

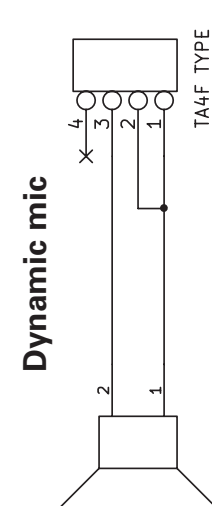
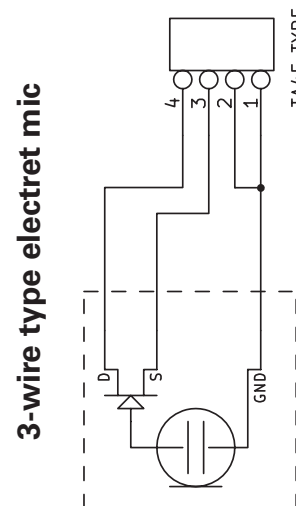
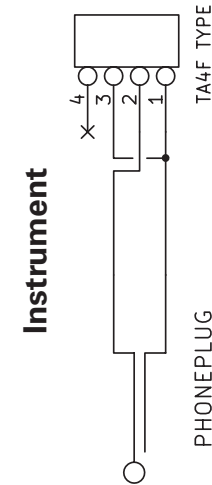
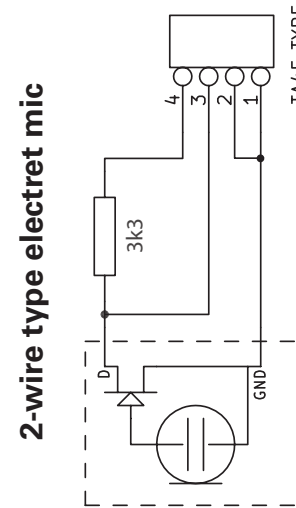
Channelization

The GXLD/GXLD2 system is available in the following frequencies:

AH = 902.9MHz / 915.5MHz

AI = 909.3MHz / 926.8MHz

Interfacing to TXBGXLD input connector

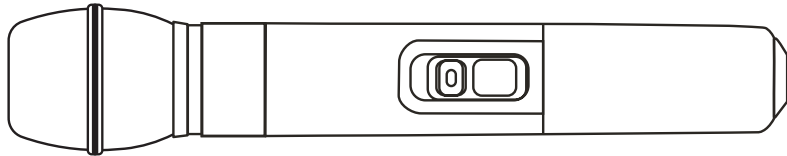


Handheld TXHGXLD Transmitter

- Transmitter Switch
 - Power on/off switch
 - Mute on/off switch
- Power indicator light
- Battery life indicator light

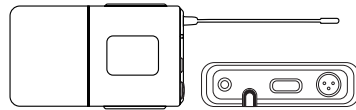
Specifications TXHGXLD Handheld

| | |
|----------------------------|--|
| Operating Principle | Moving coil dynamic |
| Capsule | CADLive™ D38 |
| Polar Pattern | Supercardioid |
| Frequency Response | 80Hz – 16KHz |
| Sensitivity | -43dBV (6.8mV) @ 1Pa |
| Maximum SPL..... | 145dB |
| RF Transmitter Output..... | 10mW |
| Modulation | High Definition Digital QPSK |
| Power requirements | 2x AA alkaline or rechargeable battery |
| Battery Life | >10 hours (alkaline) |



Bodypack TXBGXLD Transmitter

- On/Off, mute switch
- TB4M-type connector receives TA4F-type terminated connection
- Battery compartment
- Antenna
- LED indicator light



Specifications TXBGXLD Bodypack

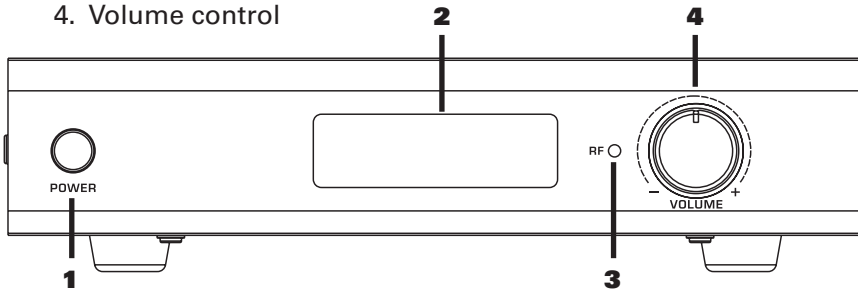
| | |
|----------------------------|--|
| Frequency Response | 20Hz – 20KHz |
| Maximum Input Level | |
| Microphone Input: | 1.5Vrms (5Vpp) |
| Instrument Input: | 1.5Vrms (5Vpp) |
| RF Transmitter Output..... | 10mW |
| Modulation | High Definition Digital QPSK |
| Power Requirements | 2x AA alkaline or rechargeable battery |
| Battery Life | >10 hours (alkaline) |

Operating Instructions

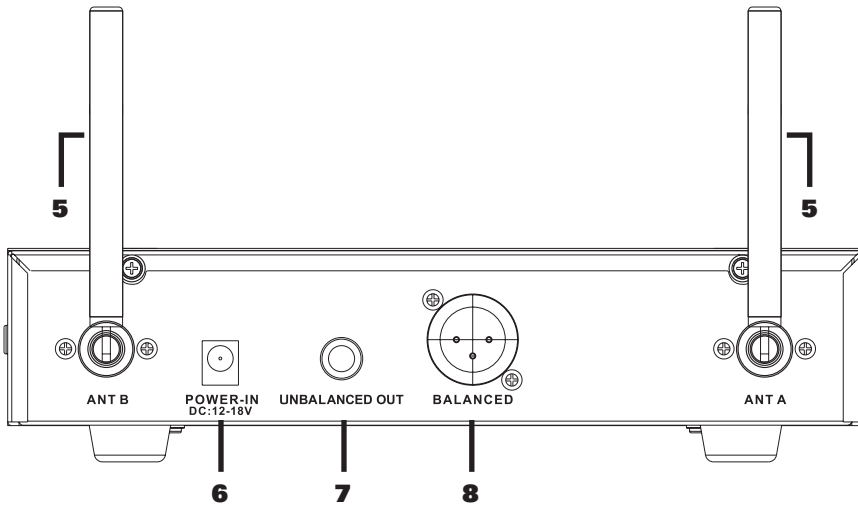
- Insert new high quality alkaline batteries into your transmitter.
- Utilize the flexible output format of the receiver to match your application. Connect to mixer or amplifier appropriately.
- Power up the receiver.
- Power up the transmitters.
- The RF indicator light will show connectivity between the receiver and the transmitter.

Receiver RXGXLD

1. Power switch
2. LCD display
3. RF indicator light
4. Volume control



5. Antenna
6. Power jack
7. Unbalanced output
8. XLR output

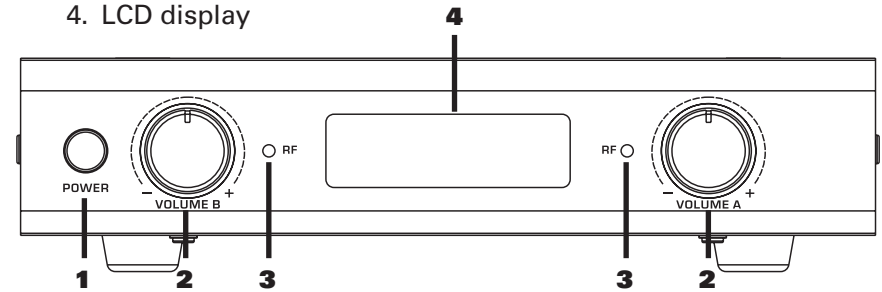


Specifications RXGXLD Receiver

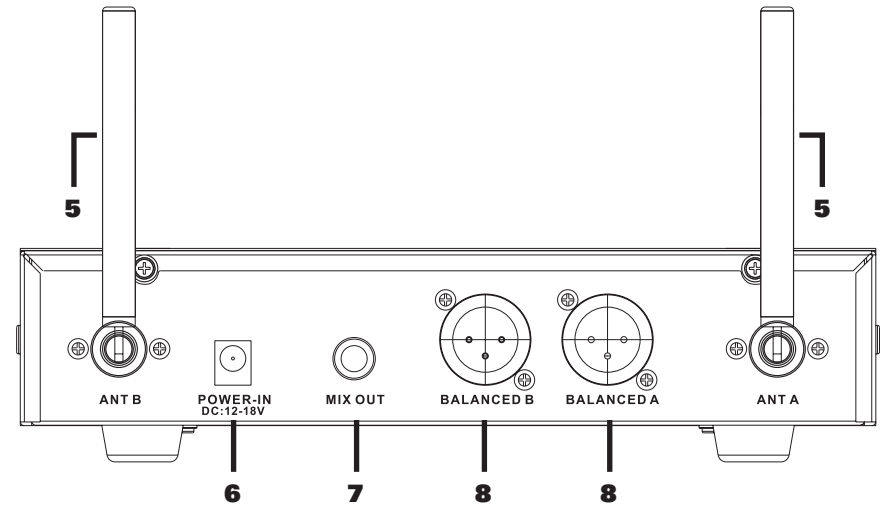
Maximum Output Level +10dBV
 Frequency Response 20Hz - 20KHz
 Frequency Band 902 - 928MHz
 Output Connectors 1x XLRM-type, 1x 1/4"

Receiver RXGXLD2

1. Power switch
2. Volume control
3. RF indicator light
4. LCD display



5. Antenna
6. Power jack
7. Mixed output
8. XLR output



Specifications RXGXLD2 Receiver

Maximum Output Level +10dBV
 Frequency Response 20Hz - 20KHz
 Frequency Band 902 - 928MHz
 Output Connectors 2x XLRM-type, 1x 1/4"