


PATHPORT 4-PORT GATEWAY, eDIN

#6824



PRODUCT OVERVIEW

Pathport 6824 4-Port DMX/RDM gateway is a compact gateway for encoding, routing and decoding DMX512 data over a standard Ethernet network. In addition to DMX, the Pathport 4-Port supports RDM discovery and configuration data transport.

DIN-rail mountable for fast installation in existing cabinets, or also available as part of a complete ETL-listed assembly.

FEATURES

- Four DMX512 ports - user configurable as input or output
- E1.11 DMX512A and E1.20 Remote Device Management (RDM) compliant
- LED indicators for port direction, processor activity, Ethernet link activity and Identify
- Operates on 802.3af Power-over-Ethernet or on a 24-48V wide-range DC input
- Pluggable screw terminal connector block for power IN
- Two sets of pluggable terminal blocks for all DMX512 connections to support both shielded twisted pair and Cat5/6
- Supports the following DMX/Ethernet protocols:
 - Art-Net
 - E1.31 streaming ACN (sACN)
 - Pathport Protocol
 - Strand Shownet
- Fully compatible with all Pathport gateways and eDIN interfaces
- Configuration is set using Pathscape, a free download from pathwayconnect.com
- Soft patch allows mix-and-match of different protocols
- Route DMX according to universe or channel-by-channel
- Multiple sources may be merged and/or prioritized
- Fully customize DMX output universes
- MicroSD card allows configuration to be archived and/or copied to another 6824
- Contact closure input (features added in future firmware updates)

SPECIFICATIONS

- PoE-powered device; Class 2
- Auxiliary input voltage 24-48VDC
- 7W Max power consumption
- 60V protection on all ports
- 1000V isolation between ports
- Operating Conditions: 14°F-118°F (-10°C to 48°C); 10-90% relative humidity, non-condensing

STANDARDS COMPLIANCE

- USITT DMX512 - 1990 / ANSI E1.11 DMX512-A R2013
- E1.20 RDM - Remote Device Management
- RoHS 2011/65/EU
- Class 2 Low Voltage

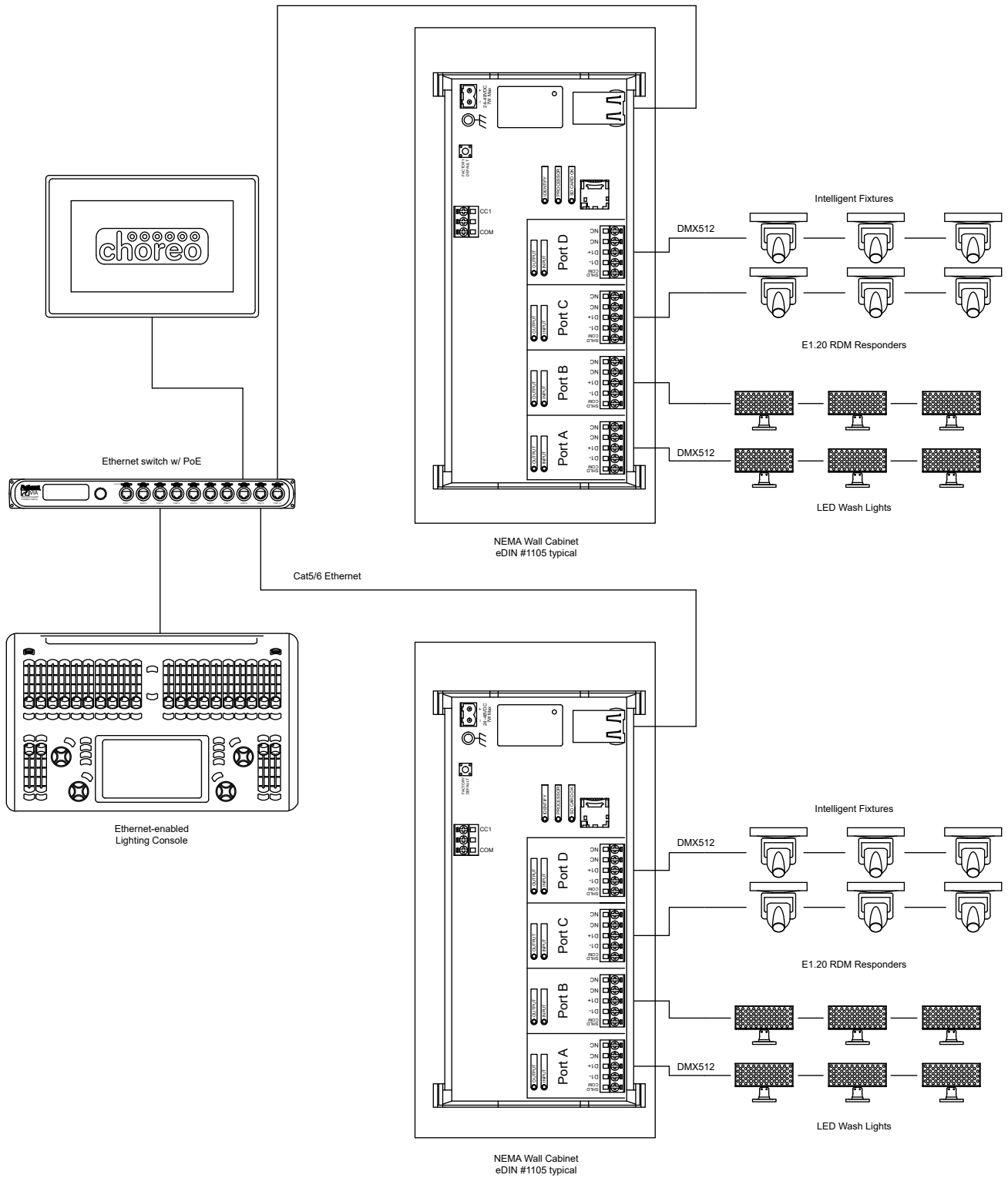
WEIGHTS AND DIMENSIONS

- 0.4 lbs (0.18 kg)
- 8.0"W x 4.07"H x 1.93"D (203mm x 103.4mm x 49mm)

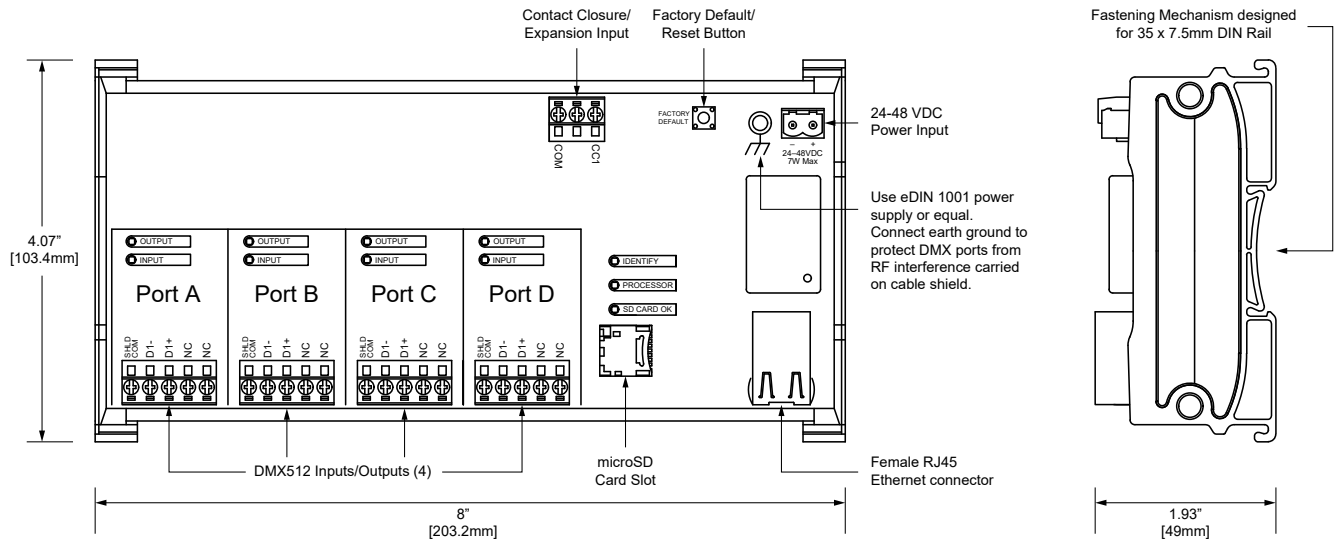
INCLUDED FURNISHINGS

- 11" (280mm) piece of DIN rail
- Installation/Operations manual

APPLICATION RISER



DIMENSIONS



DMX PIN OUTS

	XLR PIN #	PURPOSE
DMX512/RDM PINOUT: FOR SHIELDED TWISTED PAIR	1	Shield
	2	Data - (complement)
	3	Data + (true)
	4	Not Used
	5	Not Used

	XLR PIN #	CAT5/6 Pin # and Color	PURPOSE
DMX512/RDM PINOUT: FOR CAT 5/6	3	1 - White/Orange	Data 1 + (true)
	2	2 - Orange	Data 1 - (complement)
	5	3 - White/Green	Not Used
	4	6 - Green	Not Used
	-	4 - Blue	Not Used - do not connect
	-	5 - White/Blue	Not Used - do not connect
	1	7 - White/Brown	Shield/COM
	1	8 - Brown	Shield/COM (not used with IDC)

ORDERING INFORMATION

PART #	DESCRIPTION
6824	Pathport 4-Port DMX/RDM Gateway, eDIN (8")
ACCESSORIES	
1001-050-24-DIN	50 Watt, 24VDC Power Supply, DIN-Mountable
1103	eDIN Rack Mount Panel, 2RU high, two 16.5" DIN Rail
1105	eDIN System Enclosure, 10" x 13" x 4.5" c/w One 9" Vertical DIN Rail
1106	eDIN System Enclosure, 10" x 23" x 4.5" c/w One 19" Vertical DIN Rail
1107	eDIN System Enclosure, 10" x 23" x 4.5" c/w Three 9" Horizontal DIN Rail
1108	eDIN System Enclosure, 10" x 13" x 4.5" c/w Two 9" Horizontal DIN Rail
1109	Expanded eDIN System Enclosure, 18.5" x 31.5" x 6.5" c/w Three 24" Vertical DIN Rail, One 18" DIN Rail in Class 1