



TONE CAPSULE

USER MANUAL AND
WIRING DIAGRAM

Tone Capsule

Take the capsule, feel the groove

An onboard bass preamp that carries the pristine and delicate transparency of the Microtubes B7K EQ, inspired by Periphery's bassman: Adam "Nolly" Getgood.

Controls

Bass: $\pm 12\text{dB}$ @70Hz (potentiometer included).

Mids: $\pm 12\text{dB}$ @500Hz (potentiometer included).

Hi Mids: $\pm 12\text{dB}$ 2.8kHz (potentiometer included).

Technical Specifications

Input Impedance	500k
Output Impedance	1k
Current Consumption	$\sim 2.4\text{mA}$

9V-18V operation: The Tone Capsule can function with either one or two batteries in series for 9V or 18V operation respectively (battery clips not included).

Dimensions

Tone Capsule: 41.6 x 25 x 12.6 mm

Cable length: ~10cm

Pots : 50KB

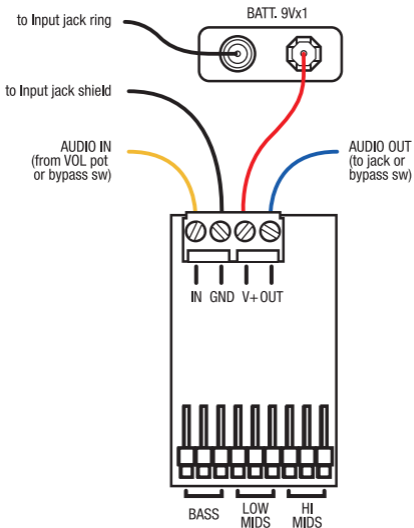
Disclaimer

To ensure optimal performance in case of installing new pickups along with the preamp, please refer to their user manual for optimal Blend/Volume(s) potentiometer(s) value.

In the interest of continuous improvement, specifications are subject to change without notice. If you have any questions, please don't hesitate to contact us at www.darkglass.com

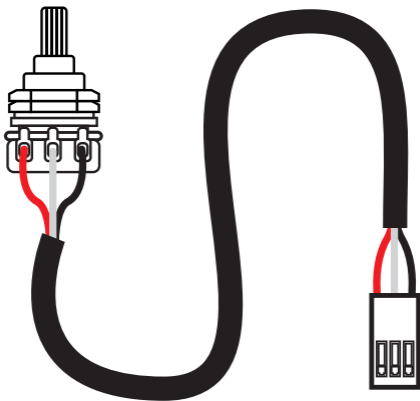
The manufacturer claims that the above product fulfills the requirements as set by EN55013, EN55020, EN60555-2, EN60555-3, RoHS, WEEE.

Tone Capsule wiring

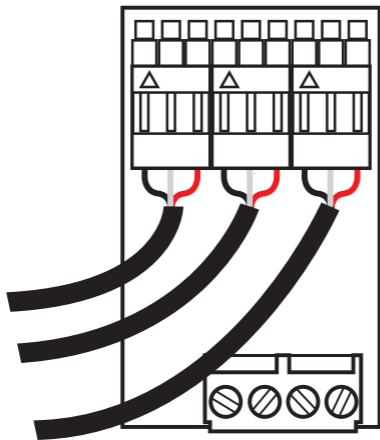


Pot Wiring

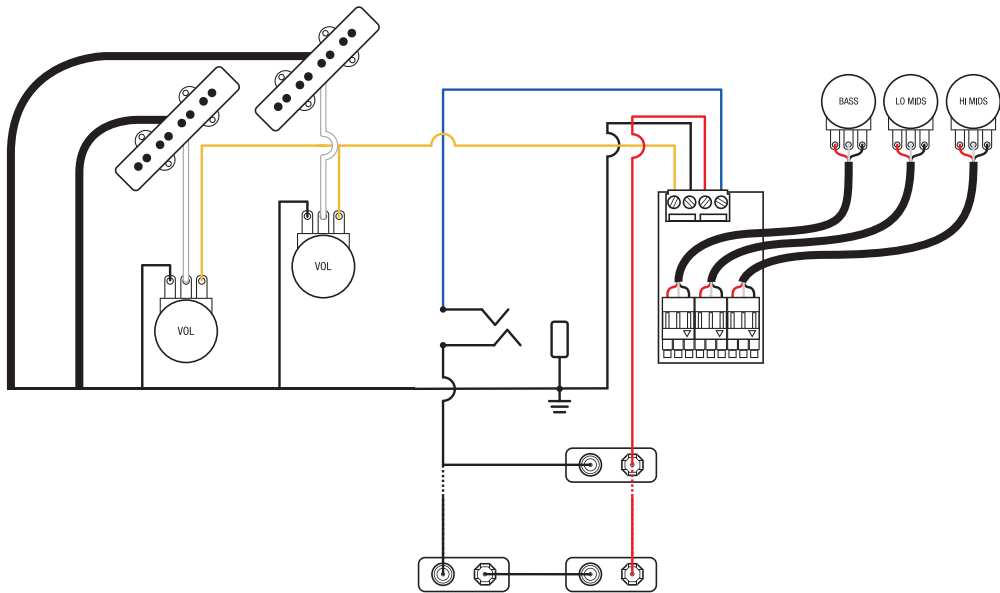
The pot should be wired as shown. If black and red cables are flipped the pot will work in the opposite way (maximum gain in the counterclockwise position).



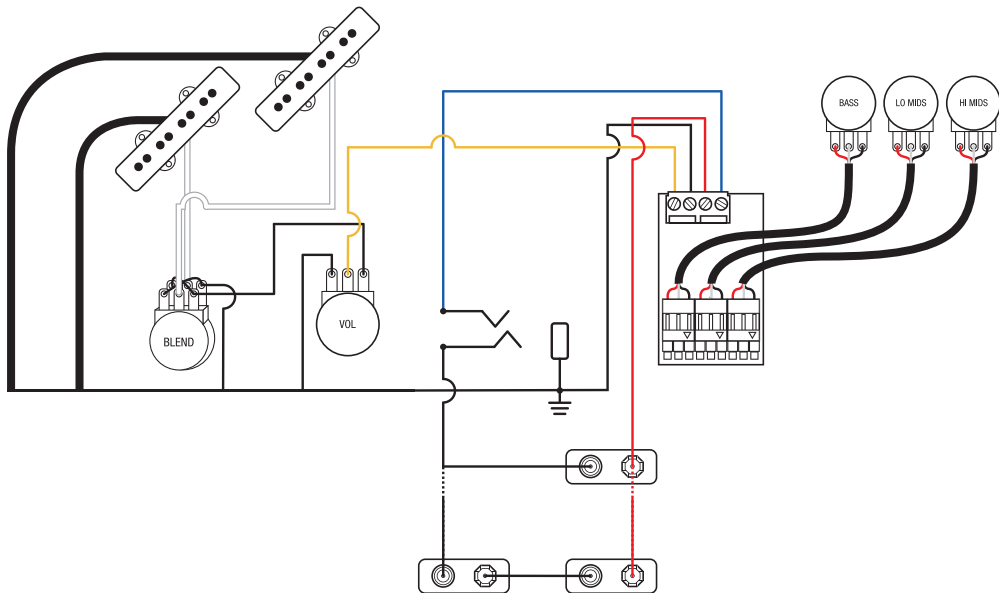
The cables should be mounted with the small triangle visible.



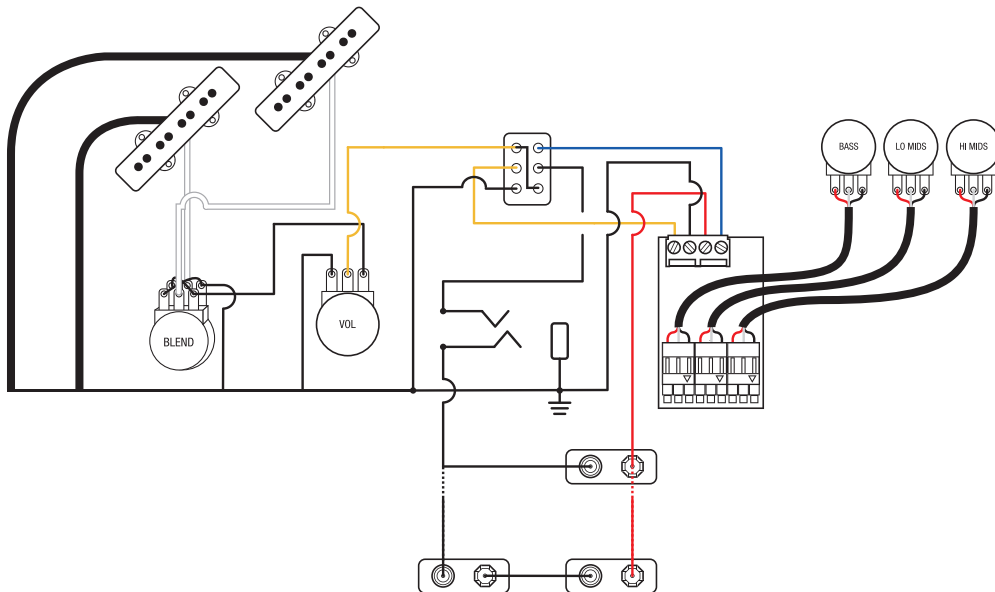
Two volume controls



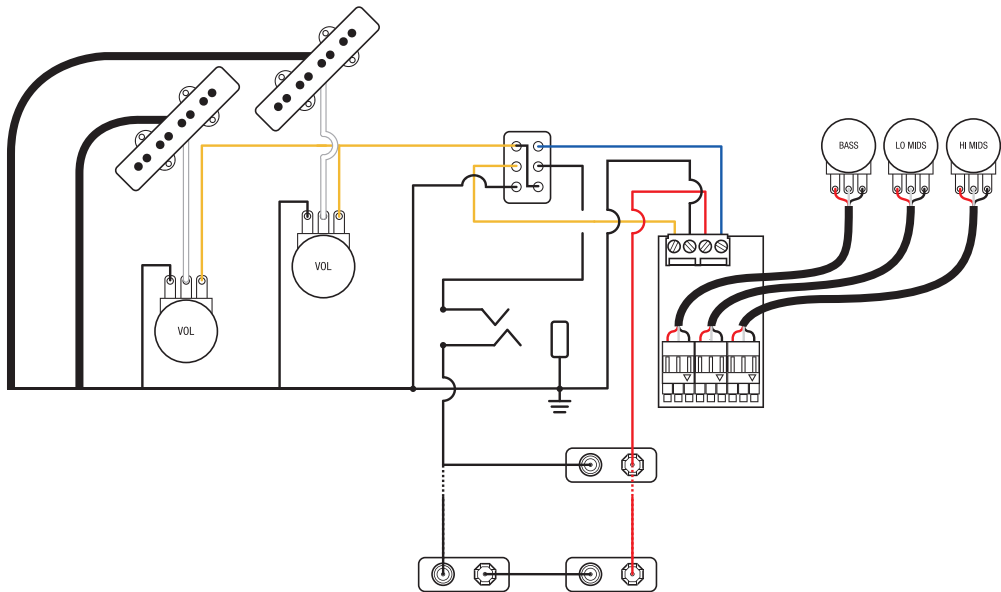
Blend, volume control



Blend, volume controls with bypass switch.



Two volumes with bypass switch





DARKGLASS ELECTRONICS OY.
Helsinki, Finland
www.darkglass.com