

Panasonic

BUSINESS

PT-TW371R Series

LCD Projectors

PT-TW371R
PT-TW370
PT-TX430
PT-TX340



High-Efficiency Lamp Extends Short-Throw Performance for Less

Specifications		PT-TW371R	PT-TW370	PT-TX430	PT-TX340
Model		PT-TW371R	PT-TW370	PT-TX430	PT-TX340
Projector type		LCD Projectors			
LCD panel	Panel size	15.0 mm (0.59 in) diagonal (16:10 aspect ratio)			16.0 mm (0.63 in) diagonal (4:3 aspect ratio)
	Display method	Transparent LCD panel (x 3, R/G/B)			
	Drive method	Active matrix method			
	Pixels	1,024,000 (1280 x 800) x 3, total of 3,072,000 pixels			786,432 (1024 x 768) x 3, total of 2,359,296 pixels
Lamp		230 W x 1 lamp			
	Lamp replacement cycle**	Normal: 10,000 h/Eco: 20,000 h/Quiet: 10,000 h			
Light output** (Lamp power: Normal)		3,300 lm		3,800 lm	3,200 lm
Filter replacement cycle		Normal: 5,000 h/Eco: 6,000 h/Quiet: 10,000 h			
Resolution		1280 x 800 pixels (Input signals that exceed this resolution will be converted to 1280 x 800 pixels)			1024 x 768 pixels (Input signals that exceed this resolution will be converted to 1024 x 768 pixels)
Contrast**		16,000:1 (All white/all black, Iris: On, Image mode: Dynamic, Lamp control: Normal)			
Screen size (diagonal)		1.27–2.54 m (50–100 in), 16:10 aspect ratio			1.27–2.54 m (50–100 in), 4:3 aspect ratio
Center-to-corner uniformity**		85 %			
Lens		Fixed zoom, manual focus lens, F = 1.8, f = 6.08 mm, throw ratio: 0.46:1			
Keystone correction range	Vertical	±15 ° (Auto, Manual)			
	Horizontal	±15 ° (Manual)			
Installation		Ceiling/floor, front/rear			
Terminals	HDMI IN	HDMI 19P x 1, HDCP compatible, Deep Color compatible, Audio Signal: Linear PCM (Sampling frequencies: 48 kHz, 44.1 kHz, 32 kHz)			
	COMPUTER 1 IN	D-sub HD 15-pin (female) x 1 [RGB/S-Video/YPb(Cb)Pr(Cr)]			
	COMPUTER 2 IN	D-sub HD 15-pin (female) x 1 [RGB]			
	MONITOR OUT	D-sub HD 15-pin (female) x 1 [RGB]			
	VIDEO IN	Pin jack x 1			
	AUDIO IN 1	M3 (L,R) x 1			
	AUDIO IN 2	Pin jack x 2 (L,R)			
	AUDIO OUT	M3 (L,R) x 1 (Variable)			
	LAN	RJ-45 x 1 for network connection, 10Base-T/100Base-TX, PjLink™ (Class 1) compatible			
	SERIAL IN	D-sub 9P (female) x 1 for external control (RS-232C compatible)			
	USB A	USB Type-A (for Memory Viewer Light/Wireless Module [DC 5 V, MAX. 500 mA])			
	USB B	USB Type-B (for USB Display)			
	Mini USB	x 1 (for Interactive function)			
	Power supply	AC 100–240 V, 50 Hz/60 Hz			
	Power consumption	300 W (6 W with Standby mode set to Normal, 0.5 W with Standby mode set to Eco*)			
Built-in speaker	10 W monaural				
Cabinet materials	Molded plastic (PC)				
Operation noise**	Normal: 39 dB, Eco: 35 dB, Quiet: 30 dB				
Dimensions (W x H x D)	335 mm x 134.1 mm (with legs at shortest position) x 329 mm (13 3/16" x 5 9/32" x 12 15/16")				
Weight**	Approx. 3.9 kg (8.6 lbs)				
Operating environment	Operating temperature: Normal use: 5–40 °C (41–104 °F) [at altitudes less than 1,400 m (4,593 ft)], 5–35 °C (41–95 °F) [at altitudes of 1,400–2,700 m (4,593–8,858 ft)] Operating humidity: 20–80 % (No condensation)				
Supplied accessories	Wireless remote control unit x 1, power cord x 1 (number and size of cords depends on region), instruction manual (basic guide), batteries for remote control (R03/LR03/AAA type x 2), computer cable x 1 Interactive Light Pen x 2, batteries for pen (R03/LR03/AAA type x 4), USB cable (4.5 m) x 1				
Applicable software	Multi Monitoring & Control Software, Presenter Light Software (for Windows®), Wireless Projector, Lightpen3, Whiteboard Software (for Windows®)		Multi Monitoring & Control Software, Presenter Light Software (for Windows®), Wireless Projector		

Optional accessories

<p>Ceiling Mount Bracket for High Ceilings ET-PKL100H</p>	<p>Ceiling Mount Bracket for Low Ceilings ET-PKL100S</p>	<p>Projector Mount Bracket ET-PKL430B</p>	<p>Replacement Filter Unit* ET-RFL300</p> <p>* Filter cover not included.</p>
<p>Replacement Lamp Unit ET-LAL510</p>	<p>Interactive Light Pen* ET-PEN100</p> <p>* Exclusively for PT-TW371R. Same as supplied Interactive Light Pen.</p>	<p>Interactive Pointer* ET-PNT100</p> <p>* Exclusively for PT-TW371R</p>	<p>Wireless Module ET-WML100</p> <p>ET-WML100E shown.</p>
			<p>D-sub/S-VIDEO Conversion Cable ET-ADSV</p>

Dimensions

Unit: mm (inches)

*1 Lamp replacement cycle stated is maximum value, at which time brightness will have decreased to 50%. Usage environment affects lamp replacement cycle. *2 Measurement, measuring conditions, and method of notation all comply with ISO 21118 international standards. *3 When Standby mode is set to Eco, network functions such as power on over LAN will not operate. Also, only certain commands can be received for external control using the serial terminal. *4 Average value. May differ depending on the actual unit.

Projection distance

Unit: feet (meters)

PT-TW371R/TW370 (16:10 aspect ratio; throw ratio 0.46:1)			PT-TX430/TX340 (4:3 aspect ratio; throw ratio 0.46:1)		
Diagonal image size	Projection distance (L)	Height from the edge of screen to center of lens (H)	Diagonal image size	Projection distance (L)	Height from the edge of screen to center of lens (H)
50" [1.27]	1.57 [0.48]	0.36 [0.11]	50" [1.27]	1.51 [0.46]	0.13 [0.04]
60" [1.52]	1.94 [0.59]	0.43 [0.13]	60" [1.52]	1.80 [0.55]	0.15 [0.05]
70" [1.78]	2.26 [0.69]	0.49 [0.15]	70" [1.78]	2.13 [0.65]	0.18 [0.05]
80" [2.03]	2.62 [0.80]	0.56 [0.17]	80" [2.03]	2.46 [0.75]	0.20 [0.06]
90" [2.29]	2.95 [0.90]	0.62 [0.19]	90" [2.29]	2.79 [0.85]	0.23 [0.07]
100" [2.54]	3.28 [1.00]	0.72 [0.22]	100" [2.54]	3.08 [0.94]	0.25 [0.08]

Panasonic®



For more information about Panasonic projectors, please visit:
 Projector Global Website – panasonic.net/cns/projector
 Facebook – www.facebook.com/panasonicprojectoranddisplay
 YouTube – www.youtube.com/user/PanasonicProjector

Weights and dimensions shown are approximate. Specifications and appearance are subject to change without notice. Product availability may vary on region and country. This product may be subject to export control regulations. The projection distances and throw ratios given in this brochure are for use only as guidelines. For more detailed information, please consult the dealer from whom you are purchasing the product. Trademark PjLink is a trademark applied for trademark rights in Japan, the United States of America and other countries and areas. Windows® is either a registered trademark or trademark of Microsoft Corporation in the United States and/or other countries. The terms HDMI and HDMI High-Definition Multimedia Interface, and the HDMI Logo are trademarks or registered trademarks of HDMI Licensing Administrator, Inc. in the United States and other countries. All other trademarks are the property of their respective trademark owners. Projection images simulated. 36 USC 220506 © 2018 Panasonic Corporation. All rights reserved.

All information included here is valid as of December 2018.

PT-TW371RG1-B Printed in Japan.





Better Quality, Features, and Value



PT-TW371R Series

- PT-TW371R WXGA 3,300 lm
- PT-TW370 WXGA 3,300 lm
- PT-TX430 XGA 3,800 lm
- PT-TX340 XGA 3,200 lm

Photo shows the PT-TW370. The PT-TW370/TX430/TX340 does not have a built-in camera.



Photo shows the PT-TW371R with built-in camera.

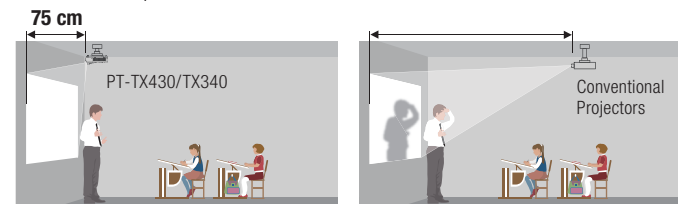
Efficient Projection Extended with All-New 20,000-hour*1 Lamp

Long-life Lamp Reduces Cost

Breakthrough technology extends lamp replacement to 20,000 hours*1. Longer lamp-life is achieved by reducing degradation and by improving cooling capabilities. Enjoy bright picture quality, low TCO, and less downtime for maintenance.

Present Clearly and Comfortably

Audiences immerse in a large 80-inch image from a projection distance of just 75 cm (2.46 ft.)*2. Thanks to the short-throw design, the presenter is less likely to cast a shadow across the screen, giving the audience a clear view of the image. Short-throw projection is also ideal for classrooms and seminar spaces where throw-distances are limited.




PT-TW371R/TW370: projection distance of 80 cm

Bright, Easy-to-See Pictures

Impressively bright 3,800 lm*3 of imaging power at a crisp 16,000:1 is now possible from a compact and lightweight body. Enjoy more legible graphics, text, images, and video, even with the lights on.

Comfortable Images in Bright Light

Daylight View Lite optimizes color and brightness according to ambient lighting levels. This function is easily accessed using the supplied remote control.



Without Daylight View Lite

With Daylight View Lite

Simple Setup and Smooth Daily Operation

Corner Keystone Correction for Angled Projection

If on-site conditions call for off-axis projection, designate four screen corners and the Horizontal & Vertical Corner Keystone Correction performs necessary adjustments for a distortion-free image.

Curved Screen Correction

Barrel and pincushion distortions can easily be corrected when projecting onto a curved screen surface.

Multiple Unit Monitoring Capability

Multi Monitoring & Control Software is available for monitoring and controlling multiple Panasonic projectors from a single PC.

Quiet Operation Minimizes Distraction in Class and Meetings

The PT-TW371R Series operates at a quiet 30 dB*4, allowing your students, colleagues, or clients to concentrate on your presentation without distraction.

Easy Lamp and Filter Access

Lamp and filter are easily accessible via panels on the top and side of the projector. Periodic maintenance takes just a few minutes with the unit attached to a ceiling-mount bracket.

Project Wirelessly*5 or Plug and Play

Project Wirelessly*5 with Optional Module

Optional ET-WML100 Wireless Module lets presenters share media from PC or mobile wirelessly to the big screen using Presenter Light software for Windows® or Wireless Projector app for iOS and Android™ devices*6.



Presenter Light for Windows® PCs

- Supports images, video, and documents such as PDF and PowerPoint®
- Mirrors PC screen on the big screen
- Project media from up to four PCs simultaneously in Split Screen Mode

Note: Audio playback may be disrupted or become noisy while images and sound are being transmitted. Should this occur, navigate to [Audio settings] and check [No] against the [Allow audio capture] option.



Wireless Projector for iOS/Android™

Dedicated apps for iOS and Android devices feature simple 3-step initial connection and support the transmission of still images and PDF data.


Memory Viewer Light

Insert a USB memory device into the USB port and start projecting stored content straight away without need of a connected PC.

HDMI® and PC inputs

Transmit Full HD video and graphics via HDMI terminal, or one of the two D-sub HD terminals. A PC Monitor Output terminal is also included.

Note: Full HD signals will be converted to projector's maximum supported resolution on projection.



Other Handy Features

- Built-in closed caption decoder
- Direct Power Off
- Configurable start-up logo
- PJLink™ compatibility
- Built-in 10 W speaker
- USB Display Function projects media over USB cable
- Blackboard mode
- Equipped with a security bar for theft prevention

Eco-friendly Design Features

- No halogenated flame-retardants used in the cabinet
- Coating-free cabinet for easy recycling
- Lead-free glass inside lens
- Switchable lamp mode saves power

Write and Draw On Projected Images PT-TW371R only

Communicate effectively by notating directly onto images using Interactive Pen/Pointer*7. Great for lectures, lessons, or business meetings, the faster frame-rate enabled by LightPen3 software improves writing smoothness for up to two presenters at once, while setup is now even simpler. Job done, modified images can be saved to PC for later distribution.

LightPen3 Software Streamlines Workflow

- **Automatic Calibration**
Auto calibration gets you started faster, or if desired, you can perform setup manually by touching four corners with the Pen/Pointer*7.
- **Better Performance**
A faster refresh rate lets you write with the smoothness of a real marker.
- **Dual Pen Support*8**
Dual Pen Mode (half- or full-screen modes) lets two presenters write at the same time, a convenient timesaving feature.



Half Screen Mode
Screen is divided vertically with individual color and line-width selection for both sections.



Full Screen Mode
Color and line-width of both pens is the same for the entire screen surface.




Two Interactive Pens Included
Lightly touch the included pen across the projection surface to write.

Whiteboard Software*9 Extends Your Capabilities

Need more functions? Interactive capabilities expand with optional Whiteboard Software for Windows®*9. This original software (also supported on Panasonic Touch Screen LCDs) supports interactive-ready Panasonic projectors and professional displays and offers powerful graphical communication capabilities via a connected Windows® PC.

Visit <https://panasonic.net/cns/projector/> for more information.



*1 Lamp life is approximately 20,000 hours in Eco Mode and approximately 10,000 hours in Normal/Quiet Mode. Lamp replacement time varies depending on operating environment and usage conditions. *2 Projection distance is 80 cm (2.62 ft.) for the PT-TW371R/TW370. *3 PT-TX430 only. Brightness is 3,300 lm for the PT-TW371R/TW370 and 3,200 lm for the PT-TX340. *4 With Lamp Mode set to Quiet. *5 Requires optional ET-WML100 Wireless Module. *6 Download free from the App Store or Google Play. Please check device and OS requirements before download and installation. *7 Interactive Pointer is optional. *8 Available for Windows® operating systems. *9 Supported by Windows® 7, Windows® 8, and Windows® 10. Please note that some functions operable on professional displays are not supported on projectors.