

# M40 Miniature High Output Ceiling Mic

## OVERVIEW

The M40 is a miniaturized condenser microphone with a fully integrated preamp designed with very high sensitivity for distance miking. The primary applications for the ceiling mounted M40 include Video Teleconferencing (VTC), distance learning, hospital rooms, surveillance and ambient room miking.

The M40 has complete immunity from RF interference caused by cell phones and GSM devices. The M40, which comes with a cardioid capsule, is also available with hypercardioid or shotgun capsules, allowing for the microphone to be used in a wide variety of applications.

The M40 is easy to install requiring only that a 5/8 inch hole be drilled in the ceiling tile with no additional tools required. The cable assembly is equipped with terminal block connectors. For installations where plenum rated cable is to be used a UL rated, metal plenum junction box (JBM40) is available.

## MODEL VARIATIONS

**M40W6** - White finish, cardioid capsule, 6" gooseneck

**M40WHC6** - Same as above with hypercardioid capsule

**M40W6S** - Same as above with supercardioid capsule

**M40W12** - White finish, cardioid capsule, 12" gooseneck

**M40WHC12** - Same as above with hypercardioid

**M40W12S** - Same as above with supercardioid capsule

The above models are also available with black finish.

## SUPPLIED ACCESSORIES

**CONN170F** - 1' integrated mic cable with terminal block connector

**CONN170M** - The mating terminal connector is also provided for easy solder-less connection

## OPTIONAL ACCESSORIES

**JBM40** - Metal plenum junction box with seismic and fire safety cable restraint where required by code



JBM40



## FEATURES

- Optimized for voice recognition
- Immunity from RF interference
- Point and shoot directivity
- Integrated preamp circuitry
- 12 mm gold vapor diaphragm
- Extremely low noise, high sensitivity
- Designed, assembled & tested in the USA
- 3 year warranty

## APPLICATIONS

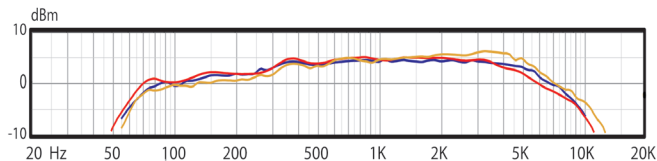
- Video Teleconferencing (VTC)
- Distance Learning
- Surveillance
- Hospital and Medical Procedures
- Ambient room mic

# M40

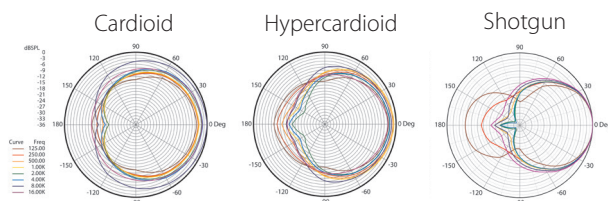
## SPECIFICATIONS

Transducer Type	Condenser
Frequency Response	60 Hz - 10 kHz
Polar Pattern	Cardioid Hypercardioid Supercardioid
Output Impedance	150 ohms
Sensitivity	37 mV / Pa @ 1k
Signal/Noise Ratio (A-weighted)	72 dB
Equivalent Noise Level (A-weighted)	22 dB
Maximum SPL @ .5% THD	≥130 dB
Dynamic Range	108 dB
Power Requirements	18 - 52 V Phantom
Connector	3-pin XLRm
Polarity	Positive pressure on diaphragm produces positive voltage on pin 2 relative to pin 3
Materials / Finish	Copper and Steel Powder Coat
Weight	0.7 oz / 20 g
Length	2.1 in / 54 mm

## FREQUENCY RESPONSE



## POLAR PATTERNS



## ARCHITECT AND ENGINEER SPECIFICATIONS

The microphone shall be of the condenser type with a modular threaded capsule available in cardioid, hypercardioid, and supercardioid polar patterns. The microphone shall be protected from RF interference. The microphone shall have a fully integrated preamp circuitry thereby eliminating the need for a remote preamplifier module. The microphone shall operate on 18-52 Volts DC and the nominal output impedance shall be equal to 150 ohms at 1 kHz. The microphone shall have a sensitivity of 37 mV / Pa at 1 kHz. The microphone shall have a maximum SPL level of ≥130 dB with THD of 0.5%. The microphone shall be machined out of brass and the dimensions shall be 12 mm in diameter by 165 mm or 310 mm in length. The microphone shall be the Audix M40.

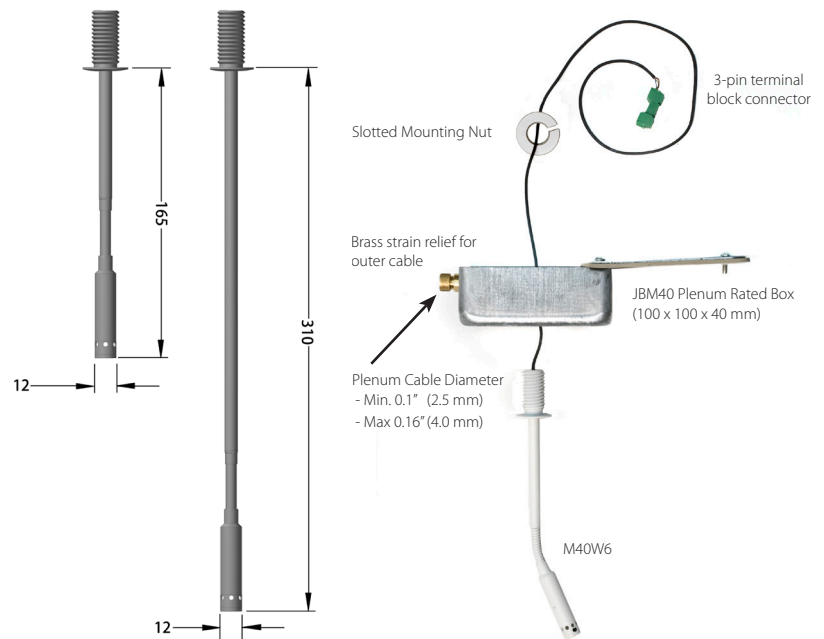
## OPERATION AND MAINTENANCE

The M40 is a low impedance microphone and should be plugged into a "mic level" input on your console, mixer, or recording device. The M40 requires phantom power and will NOT operate without phantom power voltage (18-52 Volts) which is available on most professional mic preamps and mixing devices. If phantom power is not available on your equipment, use an external phantom power source such as the Audix APS2.

Avoid plugging or unplugging the microphone into or out of the audio system unless the channel is muted or the volume of the system turned down. Failure to do so may result in a loud "popping" noise which could seriously damage the speakers in the sound system or headphones.

Further miking techniques may be found at [www.audixusa.com](http://www.audixusa.com).

## DIMENSIONS (mm) EXPLODED VIEW



**PRODUCT REGISTRATION:** Please register your product online at [www.audixusa.com/docs\\_12/about/product\\_registration.shtml](http://www.audixusa.com/docs_12/about/product_registration.shtml).

**SERVICE AND WARRANTY:** This microphone is under warranty for a period of 3 years to be free of defects in material and workmanship. In the event of a product failure due to materials or workmanship, Audix will repair or replace said product at no charge with proof of purchase. Audix does not pay or reimburse shipping costs for warranty repairs or returns. The warranty excludes any causes other than manufacturing defects, such as normal wear, abuse, environmental damage, shipping damage or failure to use or maintain the product per the supplied instructions. No Implied Warranties: All implied warranties, including but not limited to implied warranties of merchantability and fitness for a particular purpose are hereby excluded. The liability of Audix, if any, for damages relating to allegedly defective products shall be limited to the actual price paid by Dealer for such products and shall in no event include incidental or consequential damages of any kind. Should your microphone fail in any way, please contact the Audix Service department at 503.682.6933. A Return Authorization is required before returning any product. OTHER THAN THIS WARRANTY, AUDIX MAKES NO WARRANTIES, EXPRESS OR IMPLIED, WITH RESPECT TO THE PRODUCTS, THE USE OF THE PRODUCTS, THE PERFORMANCE OF THE PRODUCTS. AUDIX SHALL NOT BE LIABLE FOR SPECIAL INCIDENTAL, CONSEQUENTIAL, INDIRECT OR SIMILAR DAMAGES ARISING FROM OR BASED ON THE SALE, USE, STORAGE OR DISPOSAL OF THE PRODUCTS, AUDIX'S SERVICE WORK, BREACH OF WARRANTY, BREACH OF CONTRACT. NEGLIGENCE, OR ANY OTHER THEORY OF LIABILITY, EVEN IF AUDIX HAS BEEN ADVISED OF THE POSSIBILITY OF SUCH DAMAGES.

ALL SPECIFICATIONS SUBJECT TO CHANGE WITHOUT NOTICE.



www.audixusa.com  
503.682.6933 Fax: 503.682.7114  
Audix Corporation 9400 SW Barber St. Wilsonville, OR 97070

**AUDIX.**