

MX44 PRO

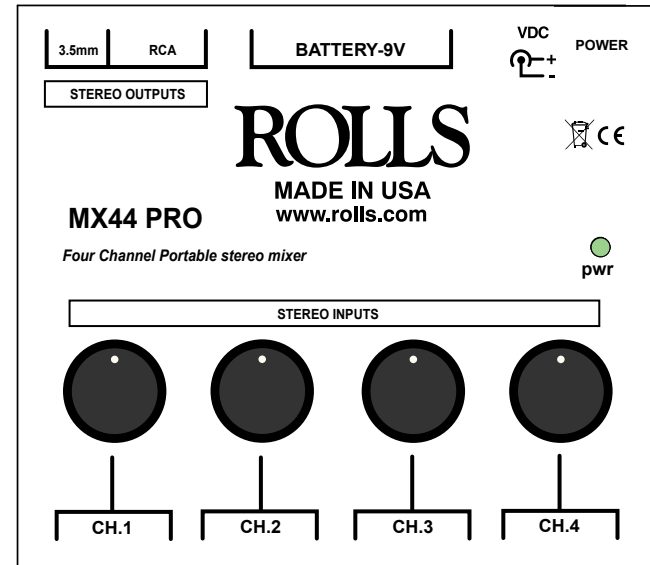
4-Channel Stereo Mixer

- Four stereo inputs to one stereo output
- Stereo RCA and 1/8" TRS Stereo high-impedance inputs
- Stereo RCA and 1/8" TRS Stereo high-impedance output
- Battery or AC operation (Rolls PS27s power supply is included)

ROLLS

MX44 PRO

4-CHANNEL STEREO MIXER



SPECIFICATIONS

Input Impedance:		10K Ohm
Output Impedance:		100 Ohm
Gain:		30 dB
Connectors:	Input:	4 ea.; RCA and 1/8" (3.5mm) unbal.
	Output:	1 ea.; RCA and 1/8" (3.5mm) unbal.
Power:		9V battery, or Rolls PS27s 15VDC adapter (included) 9-15 VDC - 100mA to 500mA
Current Draw:		15mA no load
DC Jack:		2.1X5.5 mm Tip Negative
Signal to noise ratio:		85 dB
Bandwidth:		20 Hz to 30 KHz
Size:		4.5"w x 1.5"h x 4"d
Weight:		1 lb



ROLLS

Rolls Corporation
Salt Lake City, UT
4/17



Quick Start Guide

INTRODUCTION

Thank you for your purchase of the MX44 Pro 4 Channel Stereo Mixer. This unit is designed to mix up to four stereo line-level signals such as smart phones, instruments, CD players, DVD players, MP3 players, laptop computers, etc. to a single stereo output.

OPERATION

To connect various devices to the MX44 Pro, you'll need the proper cables.

- Connecting most CD, Cassete, and Video units will require a stereo RCA to stereo or 1/8" (3.5mm) cable. A stereo plug consists of tip, ring and sleeve.

- Most stereo instruments have individual Right and Left outputs. Therefore, you'll need an "Insert" type cable. This cable has two 1/4" or 1/8" Tip-Sleeve jacks on one end to connect to the stereo instrument, and a single Tip-Ring-Sleeve stereo 1/8" jack on the other end to connect to the MX44. For assistance on cable selection, contact your local professional audio dealer.

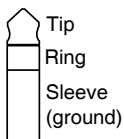
- Some devices have stereo 1/4" outputs that can be connected to the 1/8" inputs of the MX44. These devices will require a 1/4" TRS stereo to RCA or 1/8" TRS stereo cable.

- While the MX44 is not a headphone amplifier, the outputs have sufficient level to drive a pair of headphones or earphones for limited monitoring.

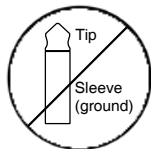
- NOTE: PLUGGING A TIP-SLEEVE MONO PLUG INTO THE MX44 WILL NOT DAMAGE THE UNIT. HOWEVER, THE SIGNAL WILL BE HEARD ON ONLY THE LEFT SIDE. DO NOT PLUG A MONO JACK INTO THE OUTPUT - THIS WILL DAMAGE THE UNIT.

TO SEND A MONO SIGNAL TO THE MX44, USE A TRS JACK WITH THE TIP AND RING CONNECTED TOGETHER.

This is a TRS or stereo jack that is compatible with the MX44 Pro output.



This is a MONO jack and should never be plugged into the output of a MX44 Pro.



WARRANTY REGISTRATION

For complete warranty information, please visit our website at www.rolls.com and click on the "Register Your Warranty Here" text, and follow the link and instructions.

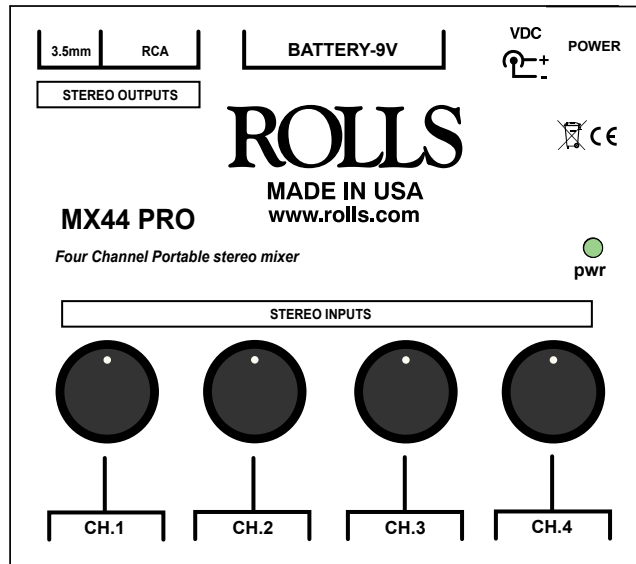


OUTPUTS: 1/4" and 1/8" (3.5 mm) Tip-Ring-Sleeve jack for connection to a mixer input, amplifier or other input device.

ON/OFF: Latching push button switch for applying power to the MX44.

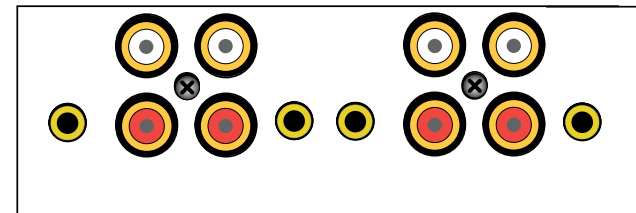
9-15 VDC: Power jack - connects to the included Rolls PS27s 15VDC AC adapter.

BATTERY: Removable compartment for housing a 9 volt alkaline battery.



pwr: LED - Indicates that the MX44 is connected to a power source, and the unit is on.

1 - 4: Volume controls - adjust the level of the signals coming from Inputs 1 - 4.



IN 1 - 4: Stereo RCA and 1/8" (3.5mm) Tip-Ring-Sleeve stereo unbalanced jacks for connection to line level devices.