
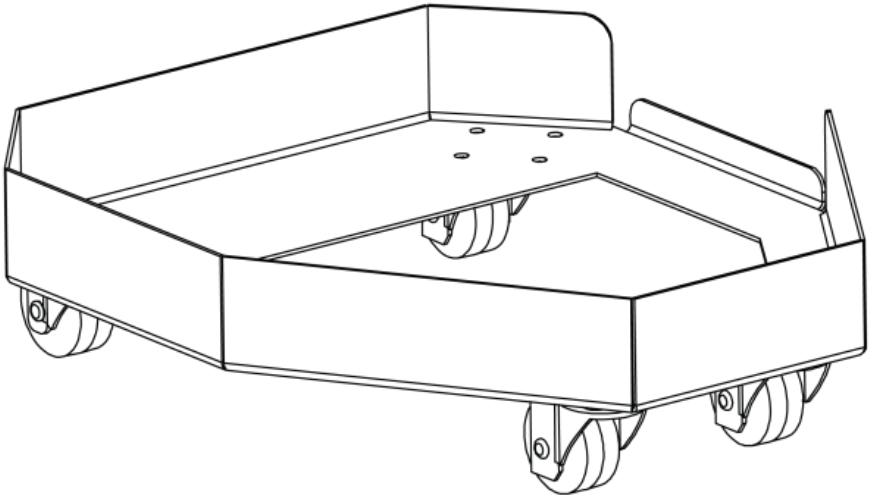


NIMBUS™ CART

Quick Reference Guide



About This Guide The Nimbus™ Cart Quick Reference Guide (QRG) has basic product information such as mounting, menu options, and DMX values. Download the User Manual from www.chauvetlighting.com for more details.

Disclaimer The information and specifications contained in this QRG are subject to change without notice.

Safety Notes These Safety Notes include important information about installation, use, and maintenance.



- This product is not intended for permanent installation.
- Make sure there are no flammable materials close to the Nimbus™ while operating.
- Do not touch the Nimbus™ housing when operating because it may be very hot.
- Do not mount the Nimbus™ on a flammable surface (linoleum, carpet, wood, paper, carton, plastic, etc.)
- The Nimbus™, especially the nozzle, is very hot during operation and it remains hot for a long time after operation has stopped.
- The fog exits the nozzle at a very high temperature. Keep a minimum distance of 6.5 ft (2 m) from the nozzle to the nearest object.
- Do not use in a very confined space (e.g. a room less than 10 square feet.) Make sure the room is well-ventilated before beginning usage.
- Dry ice should never be stored in a sealed container that can lead to a pressure build-up and a risk of an explosion.
- Take care when walking around the Nimbus as condensation can form and leave surrounding surfaces slick with moisture. Check surfaces often for moisture and dry completely.
- Not for space heating purposes.
- DO NOT touch this product when it is operating because it may be hot.

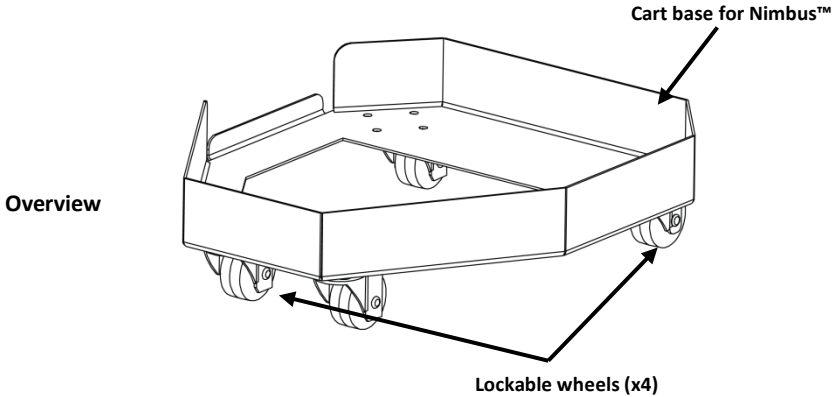
Contact Outside the U.S., United Kingdom, or Ireland, contact your distributor to request support or return a product. Visit www.chauvetlighting.com for contact information.

What Is Included • Nimbus™ Cart
• Warranty Card

• Quick Reference Guide

To Begin Unpack your Nimbus™ Cart and make sure you have received all parts in good condition. If the box or contents appear damaged, notify the carrier immediately, not CHAUVET®.

Description The Nimbus™ Cart is a rolling cart especially designed for the Nimbus™ dry ice machine.



To Use To use the Nimbus™ Cart:

1. Set the empty Nimbus™ on the cart so that it is seated properly.
2. Lock the wheels down with the attached clips. Be careful not to get fingers caught in the wheels during this process.
3. Fill your Nimbus™ and roll across level surfaces to avoid spillage as water inside will be very hot. Take extra care to avoid bumping into cables as the hot water inside the Nimbus™ can splash.

Contact Us World Headquarters

CHAUVET®

General Information

Address: 5200 NW 108th Avenue
Sunrise, FL 33351
Voice: 954-577-4455
Fax: 954-929-5560
Toll free: 800-762-1084

U.S. Technical Support

Voice: 954-577-4455 (Press 4)
Fax: (954) 756-8015
Email: tech@chauvetlighting.com

World Wide Web

www.chauvetlighting.com

United Kingdom and Ireland

CHAUVET® Europe Ltd.

General Information

Address: Unit 1C
Brookhill Road Industrial Estate
Pinxton, Nottingham, UK
NG16 6NT
Voice: +44 (0)1773 511115
Fax: +44 (0)1773 511110

U.K. Technical Support

Email: uktech@chauvetlighting.com

World Wide Web

www.chauvetlighting.co.uk

Nimbus™ Cart QRG – Rev. 1

© Copyright 2012 CHAUVET®

All rights reserved.

Printed in the P. R. C.