

MultiView Series



All MultiView Series Products support RGBHV, DVI, HDMI⁴, Composite¹, S-Video¹ & Component Video¹

MultiView -A/-S

Video & Audio or Serial

Supports L/R summed audio² or SPDIF audio³. Field configurable for serial, transmit only.

Feature	Benefit
RepliSync Technology	Ensures perfect sync replication & timing, especially useful for multi-point distribution
Multi-pole Filter Equalization	Provides source-like quality & enables HD resolutions across receiver's entire distance range
Cascading	Transmitter cascading increases the number of ports from source
Daisy-Chaining	Increases number of displays without adding transmitters, DAs & significantly reduces cable & labor costs
Full Intercompatibility	All components including receivers with different distance tiers are compatible within the same MultiView-"x" Series
AkuComp™ II	Optional 62ns skew compensation compensates for cable skew in absence of skew-free cable
Simple to Adjust	External controls allow EQ & skew setup in less than 1 min
Robust Design with ESD Protection	Ensures highest reliability in 24/7 & indoor/outdoor environments

¹ With optional multimedia breakout cable; ² Both left and right channels from a stereo source are combined into one channel and are transmitted to both left and right speakers; ³ Field configurable; ⁴ Requires DVI to HDMI Adapter



MultiView -SAP

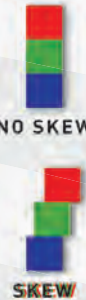
Video, Stereo Audio & Addressable Duplex Serial

Stereo audio and serial supported simultaneously. Addressable capability allows independent two-way communication with each display in a multi-point distribution system, for both control and polling.



Combating the Skew Factor

Variance in twist rates of standard UTP cable results in a color shift on the RGB channels. This "skew" can become noticeable at higher resolutions and longer distances. To combat skew, utilize approved skew-free cables or choose the AkuComp II option with Magenta receivers. Skew compensation is automatic with all MVII DVI Receivers.



MultiView Series	MultiView -A/-S	MultiView -SAP
RGBHV Video, DVI-D Video	✓	✓
Composite, Component, S-Video ¹	✓	✓
Audio	L/R Summed ² SPDIF ³	Stereo
Serial Control	Transmit Only ³	Addressable Duplex
Audio with Serial	-	✓
Transmitters		
1-port	STx II-A, XRTx II-A/-S, DVI-TX	XRTx II-SAP, DVI-TX
4-port	T4 II-A/-S	-
8-port	-	Octect-SAP
Rackmount Transmitters ⁴		
Dual-transmitters	Morph-It TX-A/-S	Morph-It TX-SAP
Distribution Amps		
1 x 9	MultiView 9D	MultiView 9D ⁵
Receivers		
Single-VGA Output	AK600 II-A/-S AK1200 II-A/-S	AK600 II-SAP AK1200 II-SAP
Single-DVI Output	DVI-RX - A/S	DVI-RX - SAP
Matrix Switchers		
Multiview 16x16	✓	✓ ⁵
Mondo 16x16 to 256x512	Mondo Matrix III	

¹ With optional multimedia breakout cable;
² Both left & right channels from a stereo source are combined into one channel and transmitted to both left & right speakers;
³ Field configurable;
⁴ Transmitter cards must be used with Morphit 4U chassis;
⁵ When used with these products, the serial capabilities will be limited to transmit only

Matrix Switch Compatibility

MultiView products are fully compatible with Magenta's Mondo Matrix™ III switches, the world's largest, most scalable and only field upgradable full-matrix switching system with modular configurations from 16x16 to 256x512. The combined MultiView-Mondo Matrix system delivers flexible switching and long distance extension of audio, video and serial signals over UTP cabling.




Mondo Matrix III front/rear views



Morph-It



Morph-It Accessories



Morph-It™ Rackmount Platform

For applications where multiple sources are located in close proximity, the Morph-It platform provides a modular and densely packed multi-transmitter chassis to eliminate the clutter of multiple boxes, external power supplies and redundant cabling. 16 field upgradable slots can deliver up to 32 MultiView transmitters in a single 4U chassis using Morph-It-"x" Dual-TX transmitter cards. The Dual-TX cards are available in -A/-S and -SAP versions.

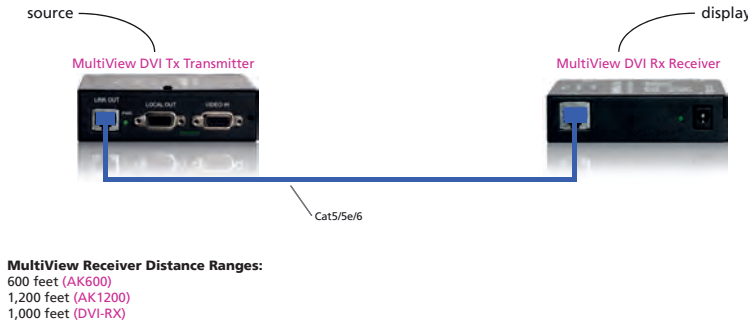


One MultiView Series, Infinite Distribution Possibilities

MultiView products enable the distribution of audio, video and serial signals from one or more sources to a handful or even hundreds of displays. The following product types can be used individually or collectively to deliver an infinite number of configuration possibilities.

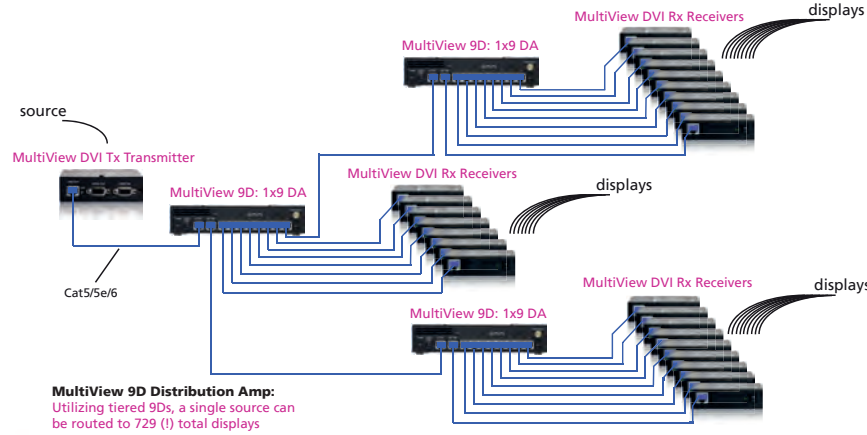
- Point to Point
- Point to Multi-point
 - Cascaded transmitters
 - Daisy chained receivers
 - Star configuration using multi-port transmitters
 - Star configuration using distribution amplifiers
- Multi-point to Multi-point
 - Full cross-point matrix switches
- Any combination of the above application types

Signal Extension. UTP, Point to Point.



MultiView Receiver Distance Ranges:
600 feet (AK600)
1,200 feet (AK1200)
1,000 feet (DVI-RX)

Signal Distribution, UTP.



MultiView 9D Distribution Amp:
Utilizing tiered 9Ds, a single source can be routed to 729 (!) total displays

Signal Switching. UTP, Full Matrix.



Mondo Matrix III
Configurable in increments of 16 inputs and/or outputs, from 16x16 to 256x512



MultiView II

The Benchmark in AV Signal Distribution over UTP Gets Even Better!

For years, Magenta Research's world renowned MultiView Series has overcome the limitations of standard cabling and helped to simplify the installation process by enabling the distribution of all video, audio and serial signals over a single UTP cable, with an unmatched distance range of 1,200ft/366m and support for resolutions greater than 1080p (1920x1200).

Now, MultiView is going a step further with the introduction of redesigned MultiView II products, including the MultiView II XRTx, STx, T4 and DVI transmitters, and AK600, AK1200 and DVI receivers. Offering full backwards compatibility with previously released MultiView products, these new building blocks are designed to make the replication of 1080p content even easier by introducing a variety of new features and upgrades, including:

MultiView II Improvements

- Support for HDMI and DVI Displays and Sources - fully backward compatible
- Totally revamped, all external configuration scheme with easy-to-use buttons and status LEDs
- Improved EDID & DDC modes of operation
- Improved sync control
- Fourth-pair configuration options (for aux data like serial and audio)
- Streamlined connector locations for more intuitive rack mounting
- Fully backwards compatible with all previously-manufactured MultiView equipment

MultiView II Transmitter Enhancements



The MultiView II T4 (shown above, bottom) transmitter and the MultiView II STx (above, top) transmitter, in addition to gaining improved sync control and other MultiView II improvements, also add various EDID and DDC modes of operation, which their predecessors did not feature. These enhancements make it even easier to distribute 1080p (and higher) video to distances of 1,200 feet/366 meters.

MultiView II for DVI and HDMI



MultiView DVI now manages massive HDMI and DVI Digital Video deployments. The MultiView II DVI transmitter and Receiver allow all existing MutliView and MONDO systems to route, switch and extend 1080p Digital Video. This new combination is fully compatible with installed systems, so upgrades and expansions can be done with the system LIVE and without renovating the infrastructure.



tvONE, 2791 Circleport Drive, Erlanger, KY 41018
Tel 859-282-4044 | Fax 859-282-8225 | www.tvone.com

Magenta Research, MultiView, Mondo Matrix, Mondo Direct, Infinea, Morph-It, RepliSync and AkuComp are all trademarks of Magenta Research. Copyright 2014

Specifications subject to change without notice.

MultiView Series Specifications

Receivers	MV II AK600	MV II AK1200	MV II DVI
Max Distance (@ resolution)	600ft/183m (@1920x1200)	1200ft/365m (@1920x1200)	1000ft/305m (@1920x1200)
Max Resolution (@ distance)	1920x1200 (@600ft/183m)	1920x1200 (@1200ft/365m)	1920x1200 (@1000ft/305m)
Daisy Chain	✓	✓	✓
Skew Compensation	Option	✓	✓
Functionality Versions ¹	-A, -S, -SAP	A, -S, -SAP	A, -S, -SAP
Connectors	(1) 4-pin phoenix ² , (1) HD-15 (out), (1) RJ-45-in, (1) RJ-45-out, (1) DB9-M (-SAP)		(1) 4-pin phoenix ² , (1) DVI-D (out), (1) RJ-45-in, (1) RJ-45-out, (1) DB9-M (-SAP)
Power Supply	5VDC @ 1000mA max, 6W max		
Size (HxWxD) inches/cm	1.2 x 5.5 x 3.6 / 3.0 x 14.0 x 9.2	1.2 x 5.5 x 3.6 / 3.0 x 14.0 x 9.2	1.2 x 5.5 x 3.6 / 3.0 x 14.0 x 9.2
Weight of Unit ⁴	1.0 lbs (0.45 kg)	1.0 lbs (0.45 kg)	1.0 lbs (0.45 kg)

HDMI 1080p/60
1000 feet on a
single UTP cable

Transmitters	MV II STx	MV II XRTx	MV II T4	Octet	MV II DVI
Maximum Distance and Resolution	Receiver Dependent				
DDC Support	✓	✓	✓	✓	✓
Local Out / Cascade	-	✓ ⁴	✓ ⁴	✓	✓ ⁴
UTP Ports	1	1	4	8	1
Functionality Versions	-A	-A, -S, -SAP	-A/-S	-SAP	-A, -S, -SAP
Connectors	(1) 3.5mm audio-in, (1) HD15-F (in), (1) RJ-45-out	(1) 4-pin phoenix, (2) HD15-F (in, out), (1) RJ-45-out, (1) DB9-F (-SAP)	(2) 3.5mm audio (in, out), (2) HD15-F (in, out), (4) RJ-45-out, (1) DB9F-in	(2) 3.5mm audio (in, out), (2) HD15-F (in, out), (8) RJ-45-out, (2) DB9F (in, out)	(1) 4-pin phoenix, (2) DVI-D (in, out), (1) RJ-45-out, (1) DB9-F (-SAP)
Power Supply	5VDC @ 260mA max 1.3W max	5VDC @ 750mA max 5W max	5VDC @ 900mA max 5W max	12VDC @ 1500mA max 18W max	5VDC @ 750mA max 5W max
Size (HxWxD) inches/cm ³	1.38 x 3.62 x 4.38 / 3.5 x 9.2 x 11.1	1.2 x 4.2 x 4.3 / 3.0 x 10.7 x 10.9	1.2 x 5.6 x 4.5 / 3.0 x 14.2 x 11.4	1.75 x 8.7 x 6.0 / 4.4 x 22.1 x 15.2	1.2 x 4.2 x 4.3 / 3.0 x 10.7 x 10.9
Weight of Unit ³	0.60 lbs (0.27 kg)	1.0 lbs (0.45 kg)	1.4 lbs (0.63 kg)	2.3 lbs (1.04 kg)	1.0 lbs (0.45 kg)

General Specifications	
Supported Cables	Category 5, 5e and 6 Unshielded Twisted-Pair (UTP) or Shielded Twisted-Pair (STP) and Skew Free Cabling
Supported Video Formats	DVI-D, HDMI, RGBHV, RGBS, RGSB, RSGBsBs, component video ⁶ , S-video ⁵ & composite video ⁵
Compliance	CE; FCC Class A; IC Class A; RoHS.
Impedance (Source/Destination)	Video: 75 ohms; Audio (if any): 600 ohms max; SPDIF (if any) 75 ohms
Temperature / Humidity Tolerance	Operating: 32° - 104°F (0° - 40°C) Storage: -40° - 158°F (-40° - 70°C) / 10-90% non-condensing
Warranty	Three Years

¹ Use Skew Comp if using non-skew free cable and high resolution and distances are required;
² Used for Audio-out or serial-out in -A and serial-out in -S versions; ³ Unit weight/dimensions, contact Magenta for shipping weight/dimensions;
⁴ Local VGA output can be used for local monitoring or for cascading to any other transmitter type for additional outputs. External splitters may be used to distribute audio and serial signals to cascaded transmitters; ⁵ Requires optional multi-media breakout cable

MultiView™

SERIES



HDMI 1080p/60
1000 feet on a
single UTP cable
- NO Compression

The Benchmark for AV Extension and Switching over UTP

- Supports analog and digital video
- Optional audio and/or addressable serial, all on a single UTP
- Full distribution solution—combine DA's and daisy-chain receivers to meet any footprint
- The best replication quality and 24/7/365 uptime (100,000 hours MTBF)
- Switching from 16x16 to 256x512

You need a display where? No problem!
 Since its launch almost 15 years ago, Magenta Research's MultiView line of extension and switching products has set the standard for Pro A/V signal distribution over UTP cable. Designed with a building-block approach, MultiView products easily adapt to any installaion footprint, all while delivering the industry's best signal replication and the highest reliability in the business.



SWITCHING ► EXTENSION ► DISTRIBUTION