


DI-1 Digital Input Module



- 128 dB dynamic range – for best audio performance
- 32–192 kHz sample rate – connection of any digital audio source
- Sample rate converter for every input - digital audio sources with different sample rates can be connected simultaneously
- Automatic configuration – indication (message) of installation and removal of modules via IRIS-Net software

The DI-1 is an eight-channel digital input module for use in an Electro-Voice N8000 system. Digital audio signals in AES/EBU or S/PDIF format are connected via screw-lockable Euroblock connectors. Four TOSLINK connectors for optical transmission of digital audio signals are available. All inputs are equipped with high-quality sample-rate converters. Internally the signals are processed in 48-bit word length.

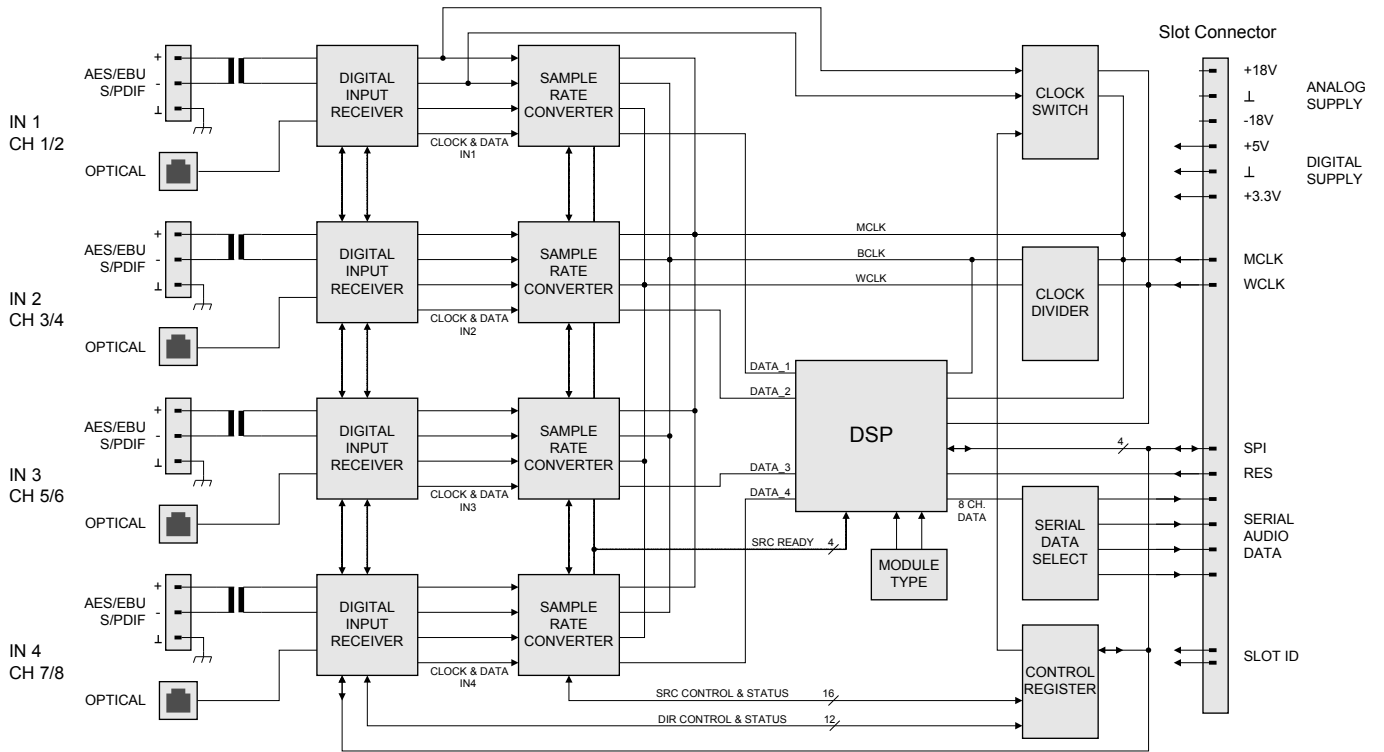
TOSLINK is a registered trademark of Toshiba Corp.

Technical specifications

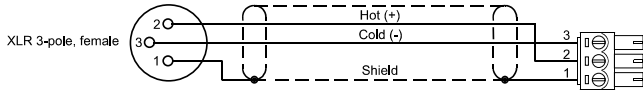
Supply voltage/current	+3.3 V DC, ±0.3 V / 330 mA +5 V DC, ±0.3 V / 100 mA
Digital audio inputs	4 x 3-pole Euroblock connectors 4 x TOSLINK optical connectors
Input formats	<ul style="list-style-type: none"> • AES/EBU • S/PDIF • Optical
Sample Rate Conversion (SRC)	High End Sample Rate Converter per channel 32–192 kHz input to 48 kHz output
Input impedance	<ul style="list-style-type: none"> • AES/EBU: 110 kΩ • S/PDIF: 75 kΩ
Frequency response	20–20000 Hz (±0.1 dB)

Signal-to-noise ratio (A-weighted)	128 dB typical
THD+N	< 0.0001 %
Input Sample Rate	32–192 kHz
Data format	24 Bit linear PCM inputs, 48 Bit processing
Signal Delay	Low Group Delay Mode (default): <ul style="list-style-type: none"> • 3.099 ms at 32 kHz Input • 2.469 ms at 44.1 kHz Input • 2.333 ms at 48 kHz Input • 1.567 ms at 96 kHz Input • 1.184 ms at 192 kHz Input Normal Group Delay Mode: <ul style="list-style-type: none"> • 4.099 ms at 32 kHz Input • 3.194 ms at 44.1 kHz Input • 3.000 ms at 48 kHz Input • 1.901 ms at 96 kHz Input • 1.351 ms at 192 kHz Input
Electromagnetical environment	E1, E2, E3
Operating temperature	0 °C to 40 °C
Product dimensions (Width x Height x Depth)	114 x 33 x 258.5 mm
Net weight	200 g

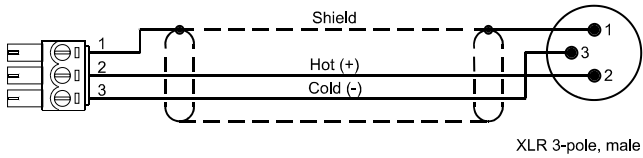
2 | DI-1 Digital Input Module



Circuit diagram

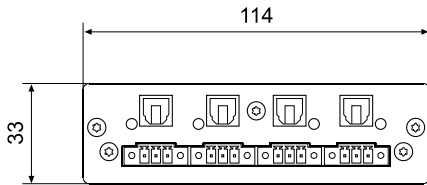


Interconnection cord XLR - to - Euroblock for DI-1 digital AES/EBU inputs


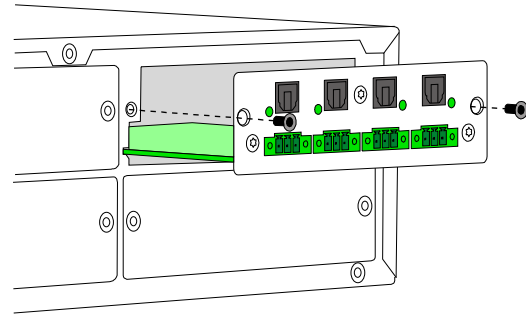


Interconnection cord Cinch - to - Euroblock for DI-1 digital S/PDIF inputs

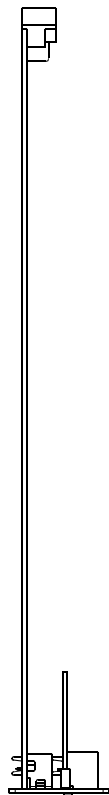
3 | DI-1 Digital Input Module



Rear View



Top View



Side View

Dimensions

Installation/configuration notes

1. Turn off the power of the unit and pull the mains plug
2. Remove the blind on the rear panel (2 screws)
3. Insert the DI-1 module in the desired slot and secure it with 2 screws on the rear panel (see picture)
4. Plug in the mains cord and turn the unit's power on
5. The unit automatically recognizes the DI-1 module. Eight additional digital inputs can now be used.

Represented by:

Bosch Sicherheitssysteme GmbH
Robert-Bosch-Ring 5
85630 Grasbrunn
Germany

www.electrovoice.com

Lock indicator

Off: Input not synchronized. No audio transmission.
Green: Input locked on received signal. Audio transmission is okay.

Parts included

Quantity	Components
1	DI-1 module
4	Euroblock connector 3-pole (Phoenix MC 1,5/ 3-STF-3,81, Nr. 1827716)
2	Screw combination TORX M3x6
1	Data sheet

TORX is a registered trademarks of Acument Intellectual Properties, LLC.

Ordering information

DI-1 Digital Input Module

8 Channel AES / SPDIF digital input card, 100 MIPS
DSP onboard
Order number **F.01U.101.238**