




Owner's Instruction Manual

Congratulations on your purchase of the Peterson StrobeClip HD™. Please read through this manual and use the tuner as directed.

The SC-HD runs on one CR2032 coin-cell battery. To install, turn the tuner around so that its rear is facing you, remove the battery cover by rotating it in the direction of the arrow (counter-clockwise) using the raised tab near the bottom of the tuner, and place the battery in the cradle so that the side of the battery marked + is facing up. Place the battery cover with the tab positioned at the bottom of the tuner and rotate clockwise until it clicks. A battery icon on the LCD will display battery level.



Getting Started

For normal operation, no special adjustment is needed to use with any string or wind instrument. After installing the battery, attach the StrobeClip to the headstock or scroll of an instrument in the case of a stringed instrument or the bell or lead pipe of a wind instrument. Pressing the power button  activates the tuner. The note being tuned appears on the lower part of the screen in the center. The strobe bands scroll to the left to indicate a flat note and to the right to indicate a sharp note.



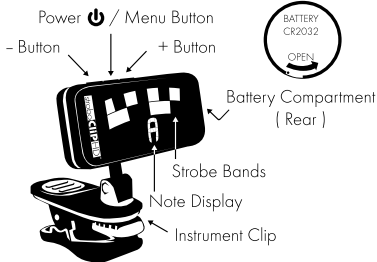
When the image is stabilized or "caged" the note is in tune to 0.1 cent accuracy (1/10th of one cent).

Strobe Newbie?

If you are new to strobe tuners, you will notice that they are much more sensitive and accurate than your previous tuner. It's OK if the strobe image doesn't completely stop. It may shift slightly due to the "real-time" speed of a strobe tuner. If you play a stringed instrument, it helps to use your finger or thumb to gently pluck the string instead of a plectrum.

Advanced Use Default Settings / Values

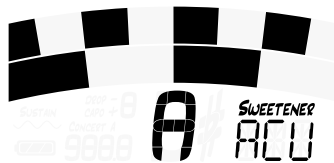
Preset Sweetener	Equal (EQU)
Concert Pitch	A=440Hz
Drop Tune / Capo Tune	0 (off)



Sweetener™ Presets

Your StrobeClip HD contains over 50 built-in presets that cater to specific instruments. We call these presets "Sweeteners" because they make an instrument sound "sweeter" by slightly adjusting each note to compensate for common tuning problems specific to an instrument type. Many of these adjustments are so small that they can only be measured with the incredible 1/10th cent accuracy of your Peterson Strobe Tuner. The default preset, **EQU** (Equal Temperament), does not apply any adjustments and should be used when you wish for your StrobeClip HD to operate as a non-instrument-specific, highly accurate chromatic tuner.

Selecting A Sweetener Preset

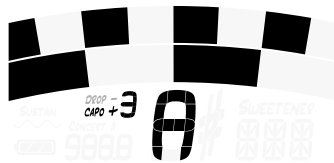


Press the MENU button until the 3-letter Sweetener preset flashes. Use the +/- buttons to select one of over 50 built-in Sweeteners. Press the MENU button again to exit the menu mode or allow the menu to time-out (8s).

To quickly set your Sweetener preset back to default (**EQU**), press the MENU button until the 3-letter Sweetener preset flashes and briefly press the + and - buttons together.

The Sweetener presets you use the most will reposition to the top of the list, allowing you to access your most recently used Sweetener presets with just a few button pushes. To reset the order of your Sweetener presets back to default, press the MENU button until the 3-letter Sweetener preset flashes. Then press and hold the + and - buttons together for 2 seconds. The order of your Sweetener presets will be restored to factory default.

Drop Tuning / Capo Tuning Transposition



Press the MENU button twice or until the Drop or Capo transposition value flashes. Use the +/- buttons to select a value from -6 to +5. Briefly press the + and - buttons together to quickly revert to default. (0)

Transposition settings change the note that is displayed on your tuner when tuning. This is useful for string players who wish to tune "down" by a number of steps or raise the pitch of the instrument with the use of a capo. Setting the drop or capo transposition allows you to tune using the standard note name of each string without needing to calculate the transposed note name.

NOTE: The transposition setting can also be used for tuning "transposing" wind instruments which sound lower or higher than written. When adjusting the transposition setting, the Note Display will show the relative note name for the selected transposition number.

Changing The Concert Pitch Reference



Press the MENU button three times or until the Concert A value flashes. Use the +/- buttons to select a value from 390-490Hz. To switch from whole Hz increments to 0.1 Hz increments, briefly press the MENU button and + button together.

Pressing the + and - buttons together will quickly revert to default. (440Hz)

NOTE: When the Concert Pitch Reference or Drop/Capo setting is changed, those parameters will save with the Sweetener preset that is currently active. Selecting another Sweetener preset may change your Drop/Capo or Concert A Reference and Drop / Capo Transposition for each Sweetener preset.

See the opposite side for a list of available Sweetener presets.



Sweetener™ List

This information is also available at:
<http://www.peterson tuners.com/products/stroboClipHD>

EQU Standard tuning temperament - no Sweetening.

Guitar & Bass

GTR Designed for use with electric guitars tuned to standard EADGBE. Strings are adjusted to allow for deflection by varying amounts according to the gauge of the string in each case. This improves and helps counter the often problematic "unwound 3rd string" problem on short scale electric guitars.

ACU Designed for use with acoustic guitars tuned to standard EADGBE. Strings are adjusted to allow for deflection by varying amounts according to the gauge of the string in each case.

DAD Peterson Sweetened tuning for acoustic guitar in modal DADGAD tuning with optimized fifths.

12S Peterson Sweetened tuning for 12 string guitars with regard to the string courses.

7ST Peterson Sweetened tuning for seven string guitars.

7AS Designed for use with basses tuned to standard EADG. Strings are adjusted to allow for deflection by varying amounts according to the gauge of the string in each case.

GTn Displays string numbers instead of note names for 6 & 7 string guitars (7654321 instead of BEADGBE).

BSn Displays string numbers instead of note names for 4 and 5 & 6 string bass guitars (543210 instead of BEADGC).

BRT Peterson Sweetened tuning for baritone guitars.

Bluegrass

bJO Counters the typical sharp B string which is encountered when tuning a 5-string banjo.

TBO Compensates for string deflection taking into account the different scale length and lower pitched tuning for 4 string tenor banjo.

MAN Developed for the mandolin, mandola and mandocello. Results in perfectly tuned and voiced unison string pairs.

dbO Peterson Half-Sweetened tuning for Dobro.* Major thirds in all three tunings are lowered slightly from Equal temperament, but not entirely beatless.

dbO Peterson Sweetened tuning for Dobro.* Compensates by making the thirds pure.

FDL Perfect 5th intervals for 4 and 5 string fiddle.

(*Dobro is a registered trademark of Gibson.)

Buzz Feiten Tuning System**

BFE Tuning and intonation offsets for electric guitars equipped with the Buzz Feiten Tuning System.**

BFB Tuning and intonation offsets for electric bass guitars equipped with the Buzz Feiten Tuning System.**

BFA Tuning offsets for acoustic guitars equipped with the Buzz Feiten Tuning System.**

BF12 Tuning offsets for 12 string guitars equipped with the Buzz Feiten Tuning System.**

BF7 Tuning and intonation offsets for 7-String electric guitars equipped with the Buzz Feiten Tuning System.**

(**Buzz Feiten Tuning System is a registered trademark of Buzz Feiten Design.)

Miscellaneous Stringed Instruments

LUT lute & Viols (17 tone 1/6th Comma Meantone with all enharmonic notes).

UKE Designed for use with Concert type ukulele. Allows for the typical string deflection and takes scale length and intervals into account.

Lap Steel

LA6 A6 settings for lap steel guitar.

LC6 C6 settings for lap steel guitar.

Orchestral

VLN Violin open strings tuned in perfect fifth intervals. Both four (GDAE) and five string (CGDAE) violins are catered for within this one tuning preset.

VLA Viola open strings tuned in perfect fifth intervals. Both four (CGDA) and five string (CGDAE) violas are catered for within the one tuning preset.

Cello Cello open strings tuned in perfect fifth intervals. Both four (CGDA) and five string (CGDAE) cellos are catered for within the one tuning preset.

HRN Brass & Woodwind, Just Intonation perfect fifth, fourth major and minor third intervals for every key.

Historic Temperaments

JME Just Minor Intonation

JMI Just Major Intonation

WK3 Werckmeister III Temperament

4MT Quarter Comma Meantone Temperament

6MT One Sixth Comma Meantone Temperament

KLN Kellner Temperament

KRN Kirnberger III Temperament

PYT Pythagorean Temperament

RAM Rameau Temperament

VAL Vallotti Temperament

YNG Young Temperament

World Music

GHb Traditional tempered scale for chanter and drones with an A root for Great Highland bagpipe tuning.

UIL Pure intervals with a D root for Uilleann pipe tuning.

SIT Sitar (pure intervals). Just Intonation in the key of C.

ODU Oud (pure intervals).

RAS Optimized Peterson settings for Maqam Rast traditional Arabic temperament.

SUZ Optimized Peterson settings for Maqam Suznak traditional Arabic temperament.

NAI Optimized Peterson settings for Maqam Nairuz traditional Arabic temperament.

SDO Slendro for Indonesian Gamelan tuning in altered C#, D#, F#, A#, B

PLG Pelog for Indonesian Gamelan tuning in altered D#, E, F#, G#, A#, B, C

AFP African Pentatonic tuning (GABDF)

StroboClip HD User Manual Ver 1.3 EN

peterson
ELECTRO-MUSICAL PRODUCTS INC.

Exclusive Peterson Virtual Strobe Technology™
Real-Time Operation
Accuracy: 0.1 cent
Concert Pitch Range: 390-490Hz
Tuning Range: C0 to B6
Temperaments/Sweeteners™: 50 presets
Weight: 1.6 Oz (45g)
Power: CR2032 Battery

Warranty

We warrant this product to be free of defects in materials or workmanship for a period of two years after delivery to the original purchaser. Our obligation under this warranty is limited to the replacement or repair of any part or parts which prove upon our examination to be defective.

This warranty does not apply to damage resulting from transportation, misuse, abuse, or alteration. The complete unit must be returned to our factory, transportation charges prepaid. In order to speed the return of the unit to you, it is recommended that for all repairs, other than those required as a result of shipping damage, you deal directly with our factory. In case of damage in shipment, a claim should be filed with the carrier. Be sure to include a brief description of the difficulty you are experiencing and your return address. The above warranty is contingent upon registration within 10 days of the date of receipt of the product by the original purchaser. The warranty conveys specific legal rights to the purchaser, other rights vary from state to state and internationally.

Register on-line at: www.peterson tuners.com/register

Request help at: www.peterson tuners.com/support

Peterson Electro-Musical Products, Inc.
11601 S. Mayfield Ave. Alsip, IL 60803 USA 708.388.3311

© 2017 Peterson Electro-Musical Products, Inc. All rights reserved. "StroboClip", "Virtual Strobe", "Sweetener" and the linear & concentric strobe patterns are trademarks of:
Peterson Electro-Musical Products, Inc.- U.S. Patent # 6,580,024